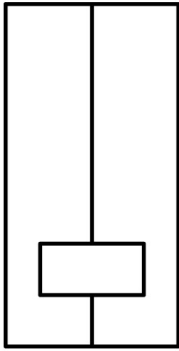




**Shunt release (for power circuit breaker), 24 V DC, Standard voltage, DC, Screw terminals, For use with: Shunt release PKZ0(4), PKE**

**Part no.** A-PKZ0(24VDC)  
**Catalog No.** 073200  
**Alternate Catalog No.** XTPAXSR24VDC  
**EL-Nummer (Norway)** 4355135

## Delivery program

Product range		Accessories
Accessories		Shunt release
Actuating voltage		24 V DC
Voltage type		Standard voltage
Current actuation		DC
Contact sequence		<div> C1    C2 </div>
Connection technique		Screw terminals
For use with		Shunt release PKZ0(4), PKE
For use with		PKZM0 PKZM4 PKZM0-T PKM0 PKZM01 PKE
<b>Notes</b> Can be fitted to the left of: Motor protective circuit-breaker Cannot be combined with: U-PKZ0 undervoltage release Intermittent operation 5 s		
<b>Notes</b> Can be fitted to left side of the motor protection switch Cannot be combined with undervoltage release U-PKZ0		

## Technical data

### General

Terminal capacities		mm <sup>2</sup>	
Solid or flexible conductor, with ferrule		mm <sup>2</sup>	1 x (0,75 - 2,5) 2 x (0,75 - 2,5)
Solid or stranded		AWG	1 x (18 - 14) 2 x (18 - 14)
Actuating voltage			24 V DC
<b>Operating range</b>			
DC Voltage		x U <sub>S</sub>	0.7- 1.1
			Short-time operation 5 s
<b>Power consumption</b>			
DC current			
Pull-in power	Pick-up	W	3

Sealing power	Sealing	W	0.5
---------------	---------	---	-----

## Design verification as per IEC/EN 61439

Technical data for design verification			
Rated operational current for specified heat dissipation	I <sub>n</sub>	A	0
Heat dissipation per pole, current-dependent	P <sub>vid</sub>	W	0
Equipment heat dissipation, current-dependent	P <sub>vid</sub>	W	0
Static heat dissipation, non-current-dependent	P <sub>vs</sub>	W	0.5
Heat dissipation capacity	P <sub>diss</sub>	W	0
Operating ambient temperature min.		°C	-25
Operating ambient temperature max.		°C	55
IEC/EN 61439 design verification			
10.2 Strength of materials and parts			
10.2.2 Corrosion resistance			Meets the product standard's requirements.
10.2.3.1 Verification of thermal stability of enclosures			Meets the product standard's requirements.
10.2.3.2 Verification of resistance of insulating materials to normal heat			Meets the product standard's requirements.
10.2.3.3 Verification of resistance of insulating materials to abnormal heat and fire due to internal electric effects			Meets the product standard's requirements.
10.2.4 Resistance to ultra-violet (UV) radiation			Meets the product standard's requirements.
10.2.5 Lifting			Does not apply, since the entire switchgear needs to be evaluated.
10.2.6 Mechanical impact			Does not apply, since the entire switchgear needs to be evaluated.
10.2.7 Inscriptions			Meets the product standard's requirements.
10.3 Degree of protection of ASSEMBLIES			Does not apply, since the entire switchgear needs to be evaluated.
10.4 Clearances and creepage distances			Meets the product standard's requirements.
10.5 Protection against electric shock			Does not apply, since the entire switchgear needs to be evaluated.
10.6 Incorporation of switching devices and components			Does not apply, since the entire switchgear needs to be evaluated.
10.7 Internal electrical circuits and connections			Is the panel builder's responsibility.
10.8 Connections for external conductors			Is the panel builder's responsibility.
10.9 Insulation properties			
10.9.2 Power-frequency electric strength			Is the panel builder's responsibility.
10.9.3 Impulse withstand voltage			Is the panel builder's responsibility.
10.9.4 Testing of enclosures made of insulating material			Is the panel builder's responsibility.
10.10 Temperature rise			The panel builder is responsible for the temperature rise calculation. Eaton will provide heat dissipation data for the devices.
10.11 Short-circuit rating			Is the panel builder's responsibility. The specifications for the switchgear must be observed.
10.12 Electromagnetic compatibility			Is the panel builder's responsibility. The specifications for the switchgear must be observed.
10.13 Mechanical function			The device meets the requirements, provided the information in the instruction leaflet (IL) is observed.

## Technical data ETIM 7.0

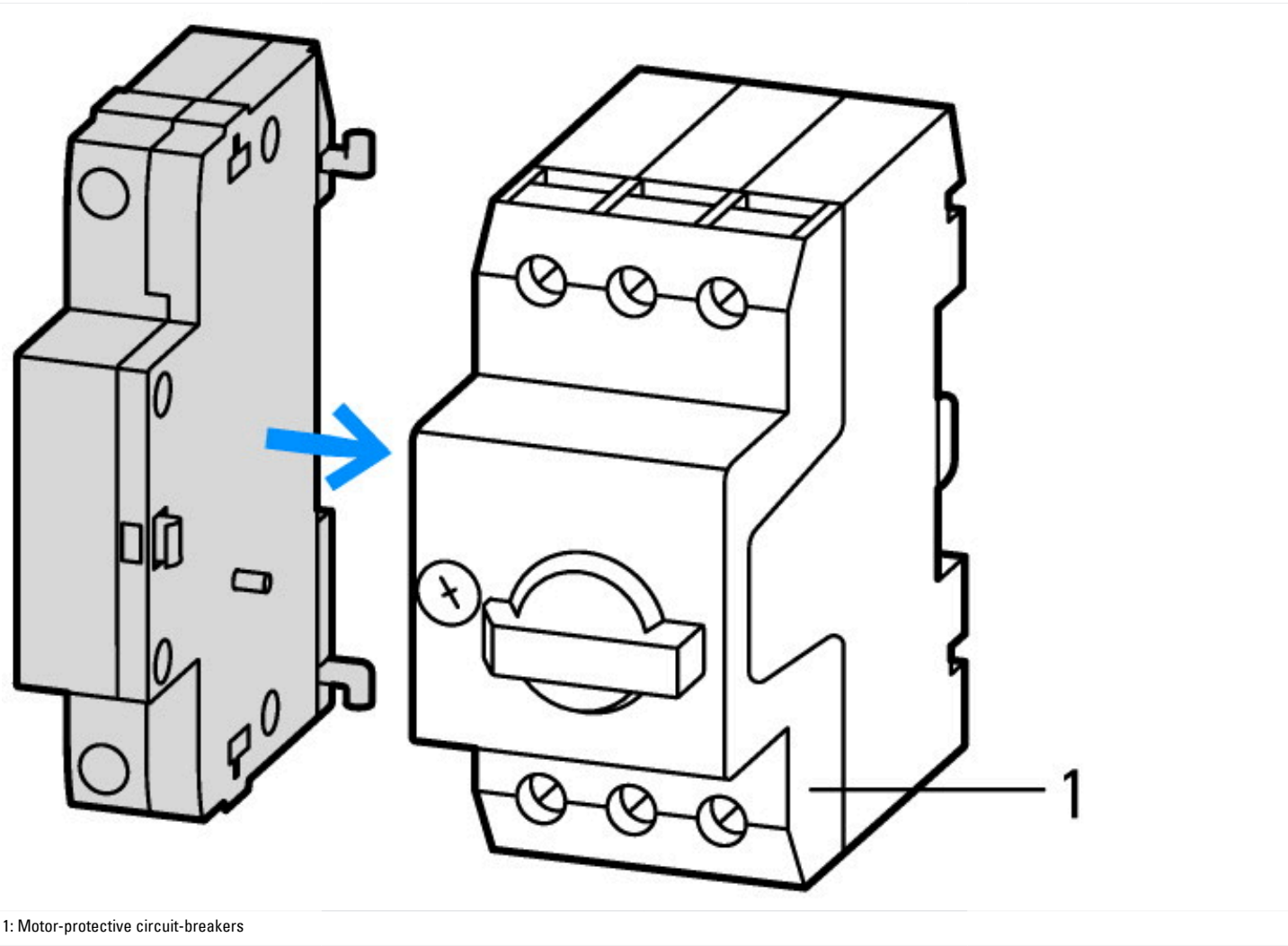
Low-voltage industrial components (EG000017) / Shunt release (for power circuit breaker) (EC001023)			
Electric engineering, automation, process control engineering / Low-voltage switch technology / Circuit breaker (LV < 1 kV) / Full load current trip (ecl@ss10.0.1-27-37-04-18 [AKF016013])			
Rated control supply voltage U <sub>s</sub> at AC 50HZ		V	0 - 0
Rated control supply voltage U <sub>s</sub> at AC 60HZ		V	0 - 0
Rated control supply voltage U <sub>s</sub> at DC		V	24 - 24
Voltage type for actuating			DC
Initial value of the undelayed short-circuit release - setting range		A	0
End value adjustment range undelayed short-circuit release		A	0
Type of electric connection			Screw connection
Number of contacts as normally open contact			0
Number of contacts as normally closed contact			0
Number of contacts as change-over contact			0
Suitable for power circuit breaker			No
Suitable for off-load switch			No
Suitable for motor safety switch			Yes

Suitable for overload relay	No
-----------------------------	----

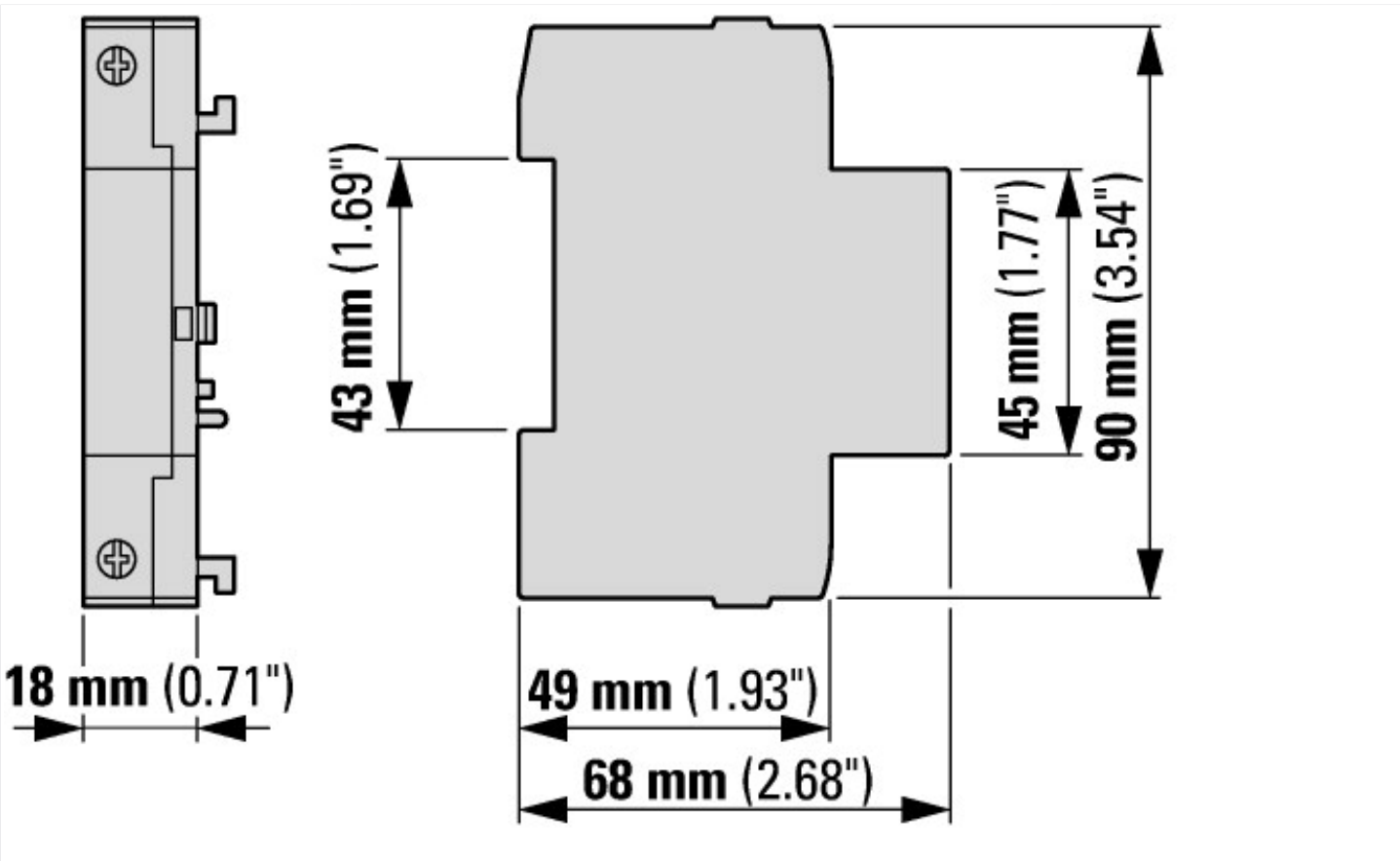
Approvals

Product Standards	UL 508; CSA-C22.2 No. 14; IEC60947-4-1; CE marking
UL File No.	E36332
UL Category Control No.	NLRV
CSA File No.	165628
CSA Class No.	3211-05
North America Certification	UL listed, CSA certified
Specially designed for North America	No

Characteristics



Dimensions



Additional product information (links)

<b>IL03402034Z (AWA1210-1945) Motor-protective circuit-breaker, Starter</b>	
IL03402034Z (AWA1210-1945) Motor-protective circuit-breaker, Starter	<a href="ftp://ftp.moeller.net/DOCUMENTATION/AWA_INSTRUCTIONS/IL03402034Z2018_06.pdf">ftp://ftp.moeller.net/DOCUMENTATION/AWA_INSTRUCTIONS/IL03402034Z2018_06.pdf</a>
<b>IL03407011Z (AWA1210-1925) Motor-protective circuit-breaker</b>	
IL03407011Z (AWA1210-1925) Motor-protective circuit-breaker	<a href="ftp://ftp.moeller.net/DOCUMENTATION/AWA_INSTRUCTIONS/IL03407011Z2018_04.pdf">ftp://ftp.moeller.net/DOCUMENTATION/AWA_INSTRUCTIONS/IL03407011Z2018_04.pdf</a>
Motor starters and "Special Purpose Ratings" for the North American market	<a href="http://www.eaton.eu/ecm/groups/public/@pub/@europe/@electrical/documents/content/pct_3258146.pdf">http://www.eaton.eu/ecm/groups/public/@pub/@europe/@electrical/documents/content/pct_3258146.pdf</a>
Busbar Component Adapters for modern Industrial control panels	<a href="http://www.moeller.net/binary/ver_techpapers/ver960en.pdf">http://www.moeller.net/binary/ver_techpapers/ver960en.pdf</a>