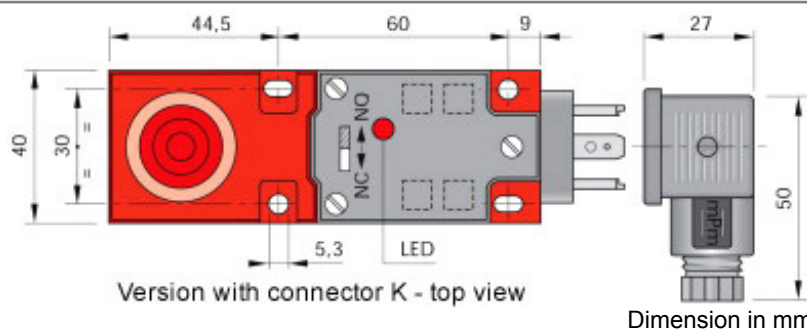
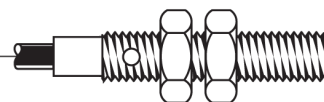


Part number: SIP000100 - Model: SIP40-C15 PNP NO+NC K



TECHNICAL CHARACTERISTICS

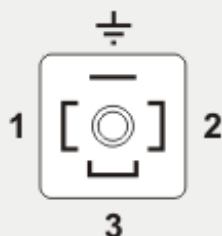
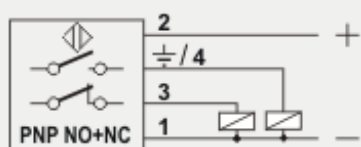
Power supply:	Direct current
Working voltage:	10 ÷ 55 Vdc
Switching distance (mm):	15
Output logic:	PNP
Function:	NO+NC
Hysteresis (%Sn):	< 10%
Max switching frequency:	300 Hz
Repeatability (%Sn):	< = 3
Max output current:	200 mA
Absorption:	< 10 mA @ 24Vdc
Voltage drop:	< 1.8 V
Short circuit protection:	Present
Led indicator:	Present
Temperature limits:	-25 ÷ +70 °C
IP rating:	IP 65
Housing material:	Plastic
Mechanical characteristics:	SIP 40x40x114
Connection type:	K plug
Weigth:	220 g



Part number: SIP000100 - Model: SIP40-C15 PNP NO+NC K

WIRING DIAGRAM

CONNECTION WITH K PLUG

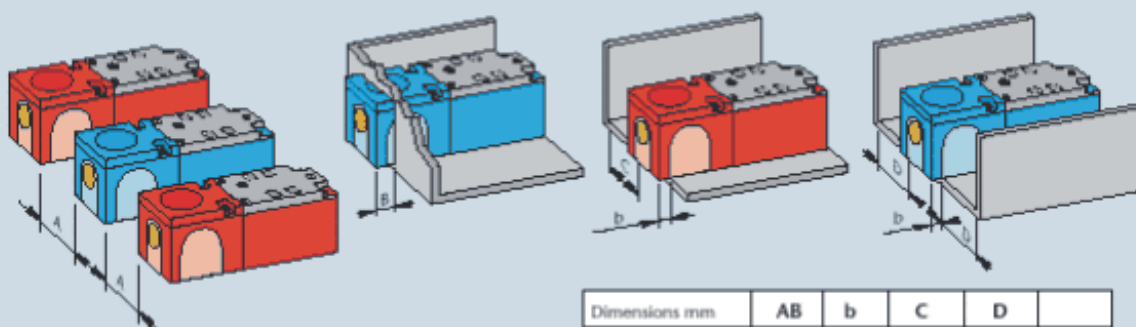


VIEW OF MALE CONNECTOR

- 1 = Blue / -
- 2 = Brown / +
- ⚡ / 4 = Black / output NO
- 3 = White / output NC

INSTRUCTIONS FOR CORRECT INSTALLATION

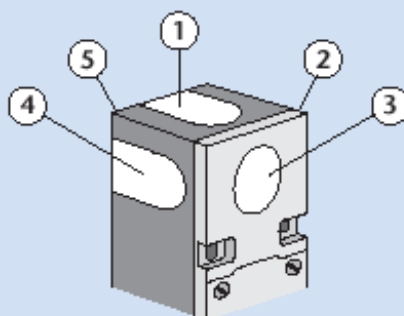
INSTRUCTIONS FOR CORRECT INSTALLATION



• The installation example makes reference to the areas marked yellow

Dimensions mm	AB	b	C	D	
SIP 40 ▲	≥30	≥6	≥0	≥0	≥0
SIP 40 ●	≥50	≥40	≥15	≥10	≥15

ADJUSTABLE SENSITIVITY SIP 40



NOTE: In the SIP 40 sensor the oscillator is contained in a module which clips into the body whose surface can then be sensitive on five different positions. The surface chosen can be identified by applying the circular adhesive label.