





electrical installation systems



endless evolution

GENERAL
CATALOGUE

2018-19



The Italian products

Dear Customer,

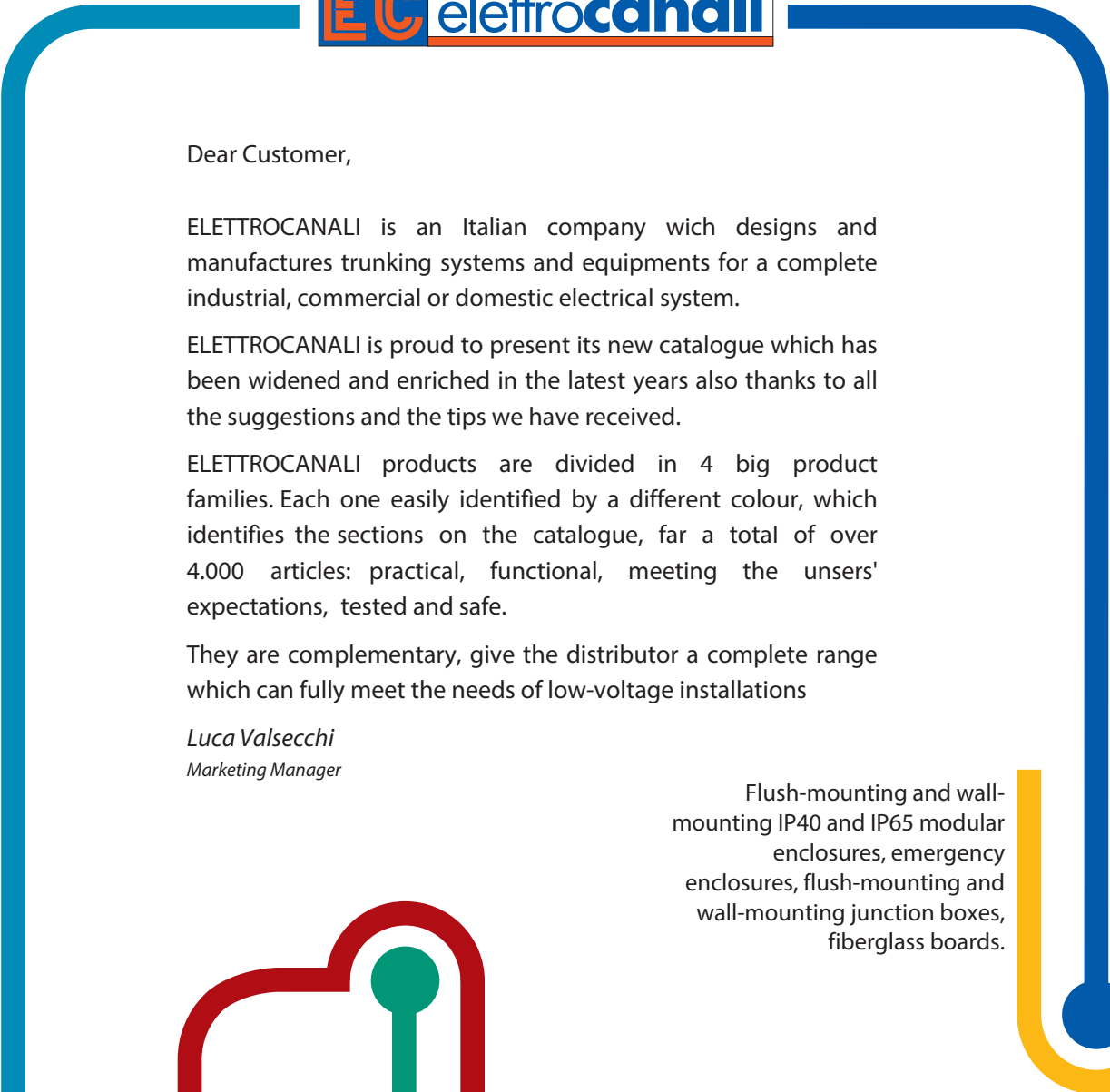
ELETTROCANALI is an Italian company which designs and manufactures trunking systems and equipments for a complete industrial, commercial or domestic electrical system.

ELETTROCANALI is proud to present its new catalogue which has been widened and enriched in the latest years also thanks to all the suggestions and the tips we have received.


ELETTROCANALI products are divided in 4 big product families. Each one easily identified by a different colour, which identifies the sections on the catalogue, for a total of over 4.000 articles: practical, functional, meeting the users' expectations, tested and safe.

They are complementary, give the distributor a complete range which can fully meet the needs of low-voltage installations


Luca Valsecchi
Marketing Manager

A thick blue line that starts at the top left, goes right, then down, then right again, ending in a semi-circle on the right side.


Flush-mounting and wall-mounting IP40 and IP65 modular enclosures, emergency enclosures, flush-mounting and wall-mounting junction boxes, fiberglass boards.

A thick red line that starts from the left, goes right, then up, then right, then down, ending in a semi-circle on the right side.

Plugs and sockets EN60309, interlocked sockets, empty and assembled distribution boards DBO/ASC, shunting switches, safety switches.

A thick blue line that starts from the left, goes right, then down, then right, ending in a semi-circle on the right side.

Skirting board and wall trunking systems, minitrunkings and cable trunkings, slotted trunkings, trunking systems for air conditioning.

A thick yellow line that starts from the left, goes right, then down, then right, ending in a semi-circle on the right side.

Rigid and pliable conduits, flexible spiral conduits, conduit fittings, fixing systems, cable glands and brass terminals.




NEWS! A CONSTANTLY

MINITRUNKING SYSTEM WITH WRAP-AROUND COVER



Page
40

- New wrap-around cover with functional modern design.
- Rounded cover: +30% of wiring capacity.
- Positioning edge for easily fixing accessories.
- Also available in grey black slate colour code -A.
- Adaptor boxes for 3, 4 and 6/7 modules.



GROWING ENTERPRISE



DOMESTIC PLUGS AND SOCKETS, ADAPTORS

Page 208

- Plugs and sockets of 10A and 16A made according to CEI 23-50 standard.
- Multiplier and system adaptors of 10A and 16A.
- Nickel-plated brass pins with safety insulation.
- Sockets with children protection, pins in nickel-plated brass.
- High-quality technopolymer body in black and white colour.
- Transparent flow packaging with European hole on the whole range.



E-BIKE DOCKING STATION

- New distribution boards for E-Bike charge.
- Available with 2 or 4 dedicated sockets, protection with RCBO device 6A 30mA.
- Trivalent Italian / German 10 / 16A standard sockets P17 / 30.



Page 190

COLLAR CONDUIT CLIPS, ADJUSTABLE

- New range of quick-closing adjustable conduit clips.
- Flexible adjustment system for an always optimal fixing.
- Direct wall mounting with gusset or in combination on GC type guide.



Page 348



HEADQUARTERS, PRODUCTION FACILITIES, R&D

Via Generale C.A. Dalla Chiesa, 18 - 24020 Scanzorosciate (BG) IT
Tel. +39 035 665077/668264 - Fax +39 035 655475/6590705
info@elettrocanali.com

FROM ITALY ALL OVER THE WORLD



NEW PRODUCTION FACILITIES 2018
Scanzorosciate (BG)

In our 4 plants all located in Italy we design and manufacture products that are distributed in over 70 countries.

Experienced technicians and skilled labor contribute to improving and increasing the product range according to the requests of customers who have always appreciated and supported us; this catalogue represents the continuous evolution of a business project born over 40 years ago, on which we have been investing in term of human resources and technology.



BRANCH OFFICE AND PRODUCTION FACILITIES
Via Pianodardine, 16/B - 83100 Avellino (AV)
Tel. +39 0825 624128/9 - Fax +39 0825 622223
info@elettrocantali-av.com



ELETTROCANALI FRANCE Sarl
Vie De Boussieu - Ruy-Montceau, BP 90244
38305 BOURGOIN-JALLIEU Cedex (F)
Tel. +33 (0)474 280588 - Fax +33 (0)474 280883
elettrocantali.france@elettrocantali.com



PRODUCTION FACILITIES
Via Vincenzo Pirani,
60131 Ancona (AN)

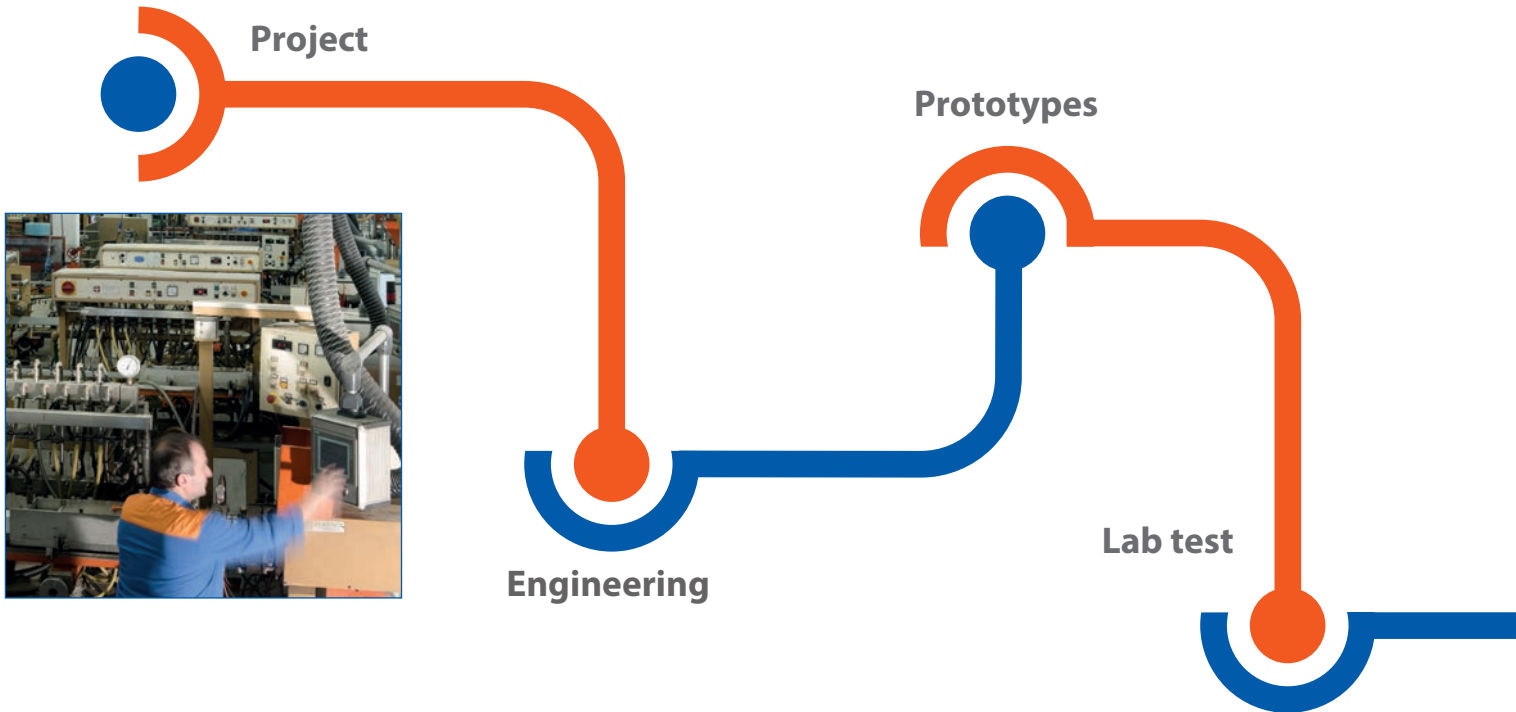


ELETTROCANALI IBERICA SISTEMAS Y COMPONENTES S.L.
@ Sant Cugat Business Park - Av. Via Augusta 15-25
08174 Sant Cugat del Vallès (E)
Tel. +34 931514 693
ventas@elettrocantali.com



PRODUCTION FACILITIES
Via Levata, 40
24066 Pedrengo (BG)


We plan with the installers in mind, in order to allow them to work quickly and smoothly, and to the end users, who choose safe products reliable over time. We have modern and up-to-date equipment, but above all we rely on employees who live the company for what it is: a healthy and productive reality, that continues to exist thanks to customers' satisfaction.



A WORKFLOW

ALWAYS UNDER CONTROL

The offer is completed by an efficient commercial organization which, thanks to a rational distribution network, is able to offer a prompt and timely service.



Distribution


Quality control



Production

A MODERN REALITY THAT LOOKS FORWARD

In order to support a market that has become global, our website is available to be always up-to-date with the latest news on the range and access to digital contents from both desktop computers and more modern portable devices.



From a technical point of view, ELETTRICANALI holds several patents, guaranteeing a state-of-the-art sometimes exclusive, technology. The Research & Development department is a strategic part of the company.

Quality has always been a must for ELETTRICANALI, that has always invested in efficient up-to-date machinery, rationally installed in the different production facilities. The company has been certified ISO 9001 since 1998, but the quality is strongly and constantly pursued also by obtaining several patents which guarantee the functionality and the safety of the products. Both the employed raw materials and the products comply with the requirements of the reference Standards. In particular the products have the approval of the most important national and foreign certification bodies, that test the items according to the reference standard, issue the corresponding certificates and carry out periodical and systematic controls both in the company and on the markets in which the products are distributed. According to the quality manual the internal laboratory executes all the necessary tests aiming at keeping the quality standard and its stability in the time. ELETTRICANALI customers can any time asks for the certificates and the conformity declarations as a proof of the quality of the purchased and installed products.




ATALANTA B.C.
FOOTBALL CLUB



PARTNER SPONSOR 2018/19

TRUNKING SYSTEMS



1




Skirting board and wall trunking 70x20 and 130x28 Series 20 SIMPLY System MAXI System **page 18**



Accessories for skirting board 70x20 and 130x28 Series 20 SIMPLY System MAXI System **page 19**



Accessories for skirting board 70x20 and 130x28 Series 20 SIMPLY System MAXI System **page 22**



2



Minitrunkings with front-hooking cover Series MC **page 34**



Minitrunkings with wrap-around cover rounded edges Series MC **page 36**



Self-adhesive minitrunkings with hinged cover Series MA **page 38**




Minitrunkings systems Series MC - MCA **page 39**



Floor cable trunkings Series CAP **page 52**



Modular floor boxes Series 160 **page 53**



3



Cable trunkings Series CP Separator, cable retainer **page 64**



Trunking systems and device installation trunkings Series CP Accessories **page 68**



Halogen Free cable trunkings with cover Series CPH **page 83**




45x45 mm Device installation trunkings with cover KUADRA System **page 84**



60x60 mm Device installation trunkings with cover Series BR **page 87**



Cable trunkings DIN dimensions Series CP step 12,5 mm **page 88**



4



Duct for air conditioning installation Series SPLIT System **page 100**



Accessories for air conditioning installation Series SPLIT System **page 105**



Cutting machine Series ADC **page 120**




Pre-cut trunkings Series P **page 121**




Flexible slotted trunkings Series 234 **page 121**



Spiral wrap Series P / PA / PN **page 122**



5



Slotted trunkings Series A **page 114**



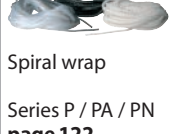
Slotted trunkings Series S **page 116**



Halogen free slotted trunkings Series SH **page 118**




Accessories for slotted trunkings Series CO Series 460 **page 120**



Multiplier Adaptors **page 154**



Switches disconnectors **page 156**



1

Industrial straight plugs **page 130**



Industrial straight sockets **page 134**




Panel mounting inclined sockets **page 136**



Wall mounting included box sockets **page 138**



Wall mounting straight box sockets **page 140**



Interlocked horizontal sockets **page 142**



Interlocked vertical sockets **page 146**



Multiplier Adaptors **page 154**

Switches disconnectors **page 156**

Wall mounting emergency button **page 159**




2

Blank, pre-cut or flanged for sockets distribution boards **page 164**



Cabled distribution boards DBO type **page 172**



Cabled distribution boards ASC type **page 179**



Empty construction site distribution boards **page 194**



Cabled construction site distribution boards ASC type **page 195**



Industrial cable reels 4 sockets EN 60309 mobile Series 699 **page 222**



Industrial cable reels 4 sockets EN 60309 Series 699 **page 225**



Industrial extensions plug and socket EN 60309 Series 699 **page 225**



3

Domestic plugs and sockets Adaptors Series K33 **page 208**



Domestic cable reels Series K22 **page 216**



Domestic cable reels metallic support Series K22 **page 216**



Industrial cable reels 2 sockets EN 60309 Series 699 **page 218**



Industrial cable reels 4 sockets EN 60309 Series 699 **page 220**



Industrial cable reels 4 sockets EN 60309 mobile Series 699 **page 222**



Industrial extensions plug and socket EN 60309 Series 699 **page 225**



Industrial extensions plug and socket EN 60309 Series 699 **page 225**

WALL AND FLUSH MOUNTING DISTRIBUTION ENCLOSURES



1



2



3



4



Surface mounting polyester boards
page 234



IP40 Wall mounting modular enclosures with transparent door Series 600
page 224



IP40 Wall mounting modular white enclosures with transparent door Series 600
page 245



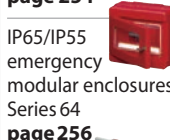
IP40 enclosures without door Series 610
page 247



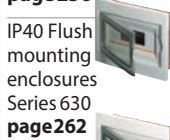
IP40 modular enclosures without door Series 610
page 248



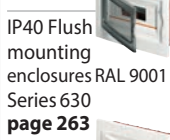
IP65 Wall mounting modular enclosures Series 620
page 254



IP65/IP55 emergency modular enclosures Series 64
page 256



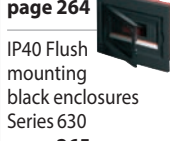
IP40 Flush mounting enclosures Series 630
page 262



IP40 Flush mounting enclosures RAL 9001 Series 630
page 263



IP40 Flush mounting enclosures RAL 9001 solid door Series 630
page 264



IP40 Flush mounting black enclosures Series 630
page 265



IP40 Dry lining enclosures RAL 9001 Series 635
page 266



Thermoresistant boxes
page 277



Self-extinguishing V0 boxes
page 284



Polycarbonate boxes 120°C
page 287



Thermoresistant boxes 1/4 turn screws
page 289



Self-extinguishing V0 boxes 1/4 turn
page 290



Accessories
page 292



Aluminium boxes
page 294



Wall mounting boxes
page 295



Alveolar boards
page 297



Flush mounting junction boxes Series 350
page 304



Flush mounting High internal volume boxes for modular devices Series 371/373
page 307



Flush mounting round boxes for device Series 370/371
page 308



Dry lining installation boxes for devices
page 309




Series 340
page 310



Dry lining installation boxes Series 340
page 310

CONDUIT SYSTEMS AND ACCESSORIES



1



2



3




4



Rigid conduits with sleeve classification 3321/2221 Series TG
page 318



Halogen free rigid conduits with sleeve classification 3342/2342 Series TG
page 320



Pliable conduit systems classification 3321/2221 Series TC15-TC12
page 321



Pliable conduit systems classification 3341 (-25°C) Series TC18
page 323



Pliable polypropilene conduit systems classification 2232/3422/2332 Series TP - LSZH
page 324



Pliable polypropilene conduit systems classification 3422 Series ICTA - LSZH
page 325



Flexible spiral conduits Series GFE
page 327



IP67 Co-moulded joints for rigid conduits Series SECURITY System (patented)
page 331



IP67 Joints for rigid conduits Series e@ssystem (patented)
page 335



IP65 Joint for rigid conduits Series BS/MS/CS/GS/RS/CXT/CXS/TS
page 337



IP40 Joints for rigid conduits Series CRS/CV/GSU/GI/AC/CI/TI/TG
page 341



IP40 Halogen free Joints for rigid conduits Series CRSH/GSUH/CF
page 344



Accessories for pliable conduits Ground boxes Series GFLEX/TFLEX/POZ
page 345



Accessories for spiral flexible conduits Series GX
page 346



Fixing systems Series C/G/T
page 348



Cable glands PG thread Series 500
page 359



Cable glands PG thread with lock nut Series 510/510N
page 359



Cable glands metric thread with lock nut Series 540
page 360



Lock nuts and gaskets metric/PG thread Series 520/520M
page 361



PG/metric thread caps
page 362



Unipolar terminal blocks Series 890
page 363



Cable draw tapes Series S3/S4
page 351



Nylon cable ties Series 800/810
page 352



Cable glands PG thread with lock nut Series 510/510N
page 359



Cable glands PG thread with lock nut Series 510/510N
page 359




Cable glands metric thread with lock nut Series 540
page 360



Lock nuts and gaskets metric/PG thread Series 520/520M
page 361



PG/metric thread caps
page 362




Unipolar terminal blocks Series 890
page 363

TECHNICAL INFORMATION
page 364

ALPHANUMERIC INDEX AND APPROVALS
page 388

SKIRTING BOARD AND WALL TRUNKING SYSTEM



MAIN TECHNICAL FEATURES

Skirting board and wall trunking system with 3 or 5 compartments.

External dimensions: 70x20 or 130x28 mm.

Material: technopolymer on rigid PVC base, self-extinguishing V0 (UL94) and high resistant to UV rays.

Standard colours: white RAL 9001 and slate grey RAL 7021.

System protection degree: IP40.

Resistance to mechanical shocks IK 08 (shocks up to a 5 J).

Resistance to heat in continuous use: up to +70° C.

Resistance to abnormal heat: up to 650° C (Glow Wire Test, Reference Standard IEC 60695-2-11).

Insulation resistance > 100 MΩ. Dielectric voltage > 3.000 V~.

Application temperature: minimum -5° C, maximum +60° C.

Cover removal: by a proper tool only.

Perfectly integrating with the whole range of trunkings Series MC e MCA.


Reference standards: EN 50085-1, EN 50085-2-1.

Products meeting the essential requirements of L.V.D. 2014/35/UE.

Products in compliance with RoHS II - 2011/65/UE directive.



Skirting board and wall trunking 70x20 and 130x28 Series 20 SIMPLY System - MAXI System
page 18



Accessories for trunking 70x20 and 130x28 Series 20 SIMPLY System - MAXI System
page 19



Fittings for trunking 70x20 and 130x28 Series 20 SIMPLY System - MAXI System
page 22

MAIN TECHNICAL FEATURES

Perfectly symmetric trunking base: there isn't any top or bottom to pay attention to during the installation



Perforated bottom for a quicker and more precise installation

Wrap-around cover without edges; functional modern design



3 or 5 inner compartments for any distribution need

Cover is supplied with a transparent protective film



Wide inner space:
3 compartments: 202 mm²
5 compartments: 696 mm²

Compartment lid prevents the cables from falling out during the installation



Separate compartments preventing the wires of different circuits from getting mixed

The skirting board and wall trunkings Series 20 are available in 2 sizes: SIMPLY System 70x20mm with 3 compartments and MAXI System 130x28mm with 5 compartments; the two dimensions are complementary and can be combined together by specific couplings, with the great advantage of using the best dimension for any installation need.

They are made of technopolymer on rigid self-extinguishing PVC base and can be supplied in two

different colours, white RAL 9001 and slate-grey RAL 7021; they are characterized by the perfect symmetry of the inner compartments, they can be easily installed both on the wall and as skirting board along the doors.

Each compartment is big enough to allow the installer to put a considerable number of cables, fitting for the requested use.

The perfectly separated compartments permit to put, in the same trucking, the wires of

different electric circuits: power, phone, data transmission and other, without any risk of interferences or inappropriate overlapping, according to the Standard CEI 64-8.

The modern design cover without edges perfectly fits into the environment and can be removed only by a proper tool, in order to prevent from accidental opening. It is supplied with a protective plastic film preventing it from getting damaged during the transport or the installation.


MAIN TECHNICAL FEATURES

Tower and wall boxes for dimension 70x20

The boxes can be used with the trunking both passing through and stopping into the box

The boxes and the components of the system can be assembled by snap joints without using any screws

The smoothed design of the Series 20 perfectly fits in with any environment



Thanks to the exclusive ending system of the trunking which stops into the box there is no need for additional end caps

The boxes are big and deep enough to contain the modern domotic devices


The end cap can be perfectly put into the joining cover

It is possible to join the two different sizes of the skirting board trunking by the derivation box EC20209/EC20309

From today it is no longer necessary to terminate the trunking track by the usual cap: the tower and wall boxes for the skirting board and wall trunking Simply System in the dimension 70x20mm have an integrated closing system which also allows to interrupt the trunking. That particular solution makes undoubtedly save time and money: in a single operation you can install the box and end the

trunking, all you need to mount the box is contained in the box package. Then there is no need to use further accessories like the end cap. Thanks to the perfectly symmetric trunking base (there isn't any top or bottom to pay attention to during the installation) the trunking track can be terminated indifferently on the right or on the left; in this

way it isn't necessary to have two different mirror caps as with the asymmetric trunkings. The device tower boxes, with the special channel termination system in the box, are available in different sizes for 3, 4 and 6 devices for the skirting board trunkings sizes 70x20 and 130x28, while the biggest skirting board trunking also has a tower box suitable for 8 devices.



Simply System

MAXI system

mounting examples



SKIRTING BOARD AND WALL TRUNKING SERIES 20

MAIN TECHNICAL FEATURES:

- Made of self-extinguishing technopolymer on rigid PVC base.
- Perforated bottom for an easier installation.
- 3 or 5 mirror inner compartments.
- Wrap-around cover removable only by a proper tool.
- Standard length: 2mt-long bars.
- Cover supplied with a transparent protective film.
- Supplied in strong cardboard boxes to make both the transport and the storage easier.
- The first compartment near the floor can be used only for telecommunication circuits.

CE

WHITE RAL 9001

IP40



SLATE GREY RAL 7021

Skirting board and wall trunking

ITEM	EXTERNAL DIMENSIONS W x H mm	COMPARTMENTS	COLOUR	PACKAGING m
EC20001	70x20	3	WHITE	24
EC20101	70x20	3	SLATE GREY	24
EC20201	130x28	5	WHITE	20
EC20301	130x28	5	SLATE GREY	20

Compartment lid

ITEM	PROFILE WIDTH mm	COLOUR	PACKAGING m
EC20202	17	WHITE	100
EC20302	17	SLATE GREY	100



EC20001

EC20201

EC20101

EC20301

EC20202

EC20302

Simply System

MAXI system

ACCESSORIES SERIES 20

MAIN TECHNICAL FEATURES:

- They are composed of a flexible internal part, easy to install by screws and permitting the full isolation and separation of the cables in their compartments, and of a rigid cover with a variable angle which can be set directly on the trunking with a simple click.
- Since it is installed in places exposed to accidental hits, the external angle has rounded edges without in order to increase the impact surface..
- **Internal angle:** variable from 70° to 110°.
- **External angle:** variable from 60° to 120°.



IP40




Variable internal angle

ITEM	EXTERNAL DIMENSIONS W x H mm	COLOUR	PACKAGING PIECES
EC20003	70x20	WHITE	5/25
EC20103	70x20	SLATE GREY	5/25
EC20203	130x28	WHITE	5
EC20303	130x28	SLATE GREY	5

Variable external angle

ITEM	EXTERNAL DIMENSIONS W x H mm	COLOUR	PACKAGING PIECES
EC20004	70x20	WHITE	5/25
EC20104	70x20	SLATE GREY	5/25
EC20204	130x28	WHITE	5
EC20304	130x28	SLATE GREY	5



EC20003

EC20203

EC20103

EC20303

EC20004

EC20204

EC20104

EC20304

ACCESSORIES SERIES 20

MAIN TECHNICAL FEATURES:

- **The variable flat angle** joins two straight trunking tracks installed on the same level with an intersection angle varying from 90° to 170°. It is composed by a lower part which can be sectioned according to the needed angle width and is to be fixed to the trunking by screws, and by a modular cover to be put on the trunking. Small hooks allow the angle to remain set to the trunking although in case of strong strikes.
- **The 3-way junction box** is absolutely necessary to get T-derivations from the straight trunking track. The inner pre-cutting, shaped for different dimensions, makes the installation easier and permits, besides a perfect design, to keep IP protection degree.

It is also used for derivations perpendicular to the trunking level or to join the floor trunking.

The internal grid, fixed to the wall by screws and to the trunking by a click, prevents from any contact or overlapping of the cables. For the reduction from 130x28 to 70x20 trunking use: EC20209 or EC20309.

CE

WHITE RAL 9001

IP40






SLATE GREY RAL 7021

Variable flat angle

ITEM	EXTERNAL DIMENSIONS W x H mm	COLOUR	PACKAGING PIECES
EC20005	70x20	WHITE	1/10
EC20105	70x20	SLATE GREY	1/10
EC20205	130x28	WHITE	1/5
EC20305	130x28	SLATE GREY	1/5

3-way junction box

ITEM	EXTERNAL DIMENSIONS W x H mm	COLOUR	PACKAGING PIECES
EC20009	70x20	WHITE	1/5
EC20109	70x20	SLATE GREY	1/5
EC20209	130x28	WHITE	1/5
EC20309	130x28	SLATE GREY	1/5



EC20005 EC20205

EC20105 EC20305

EC20009 EC20209

EC20109 EC20309

Simply System

MAXI system

ACCESSORIES SERIES 20

MAIN TECHNICAL FEATURES:

- **Bottom straight joint:** can be easily fixed to the trunking bottom by screws; installed inside the trunking it assures the perfect lining and the continuity of the internal compartments.
- **Cover straight joint:** can be used to cover the contact point of two covers, permits to keep the protection degree IP40 and gives the whole a nice design without any interruptions. The special hooking system to the trunking bottom assures a very good hold in case of a casual hit. .
- **End cap:** entirely closes the trunkings and avoids accessing the internal compartments.

WHITE RAL 9001

IP40

SLATE GREY RAL 7021

Cover straight joint


ITEM	EXTERNAL DIMENSIONS W x H mm	COLOUR	PACKAGING PIECES
EC20006	70x20	WHITE	5/25
EC20106	70x20	SLATE GREY	5/25
EC20206	130x28	WHITE	5/20
EC20306	130x28	SLATE GREY	5/20

Bottom straight joint

ITEM	EXTERNAL DIMENSIONS W x H mm	COLOUR	PACKAGING PIECES
EC20207	130x28	WHITE	5/20
EC20307	130x28	SLATE GREY	5/20

End cap

ITEM	EXTERNAL DIMENSIONS W x H mm	COLOUR	PACKAGING PIECES
EC20008	70x20	WHITE	5/25
EC20108	70x20	SLATE GREY	5/25
EC20208	130x28	WHITE	5/20
EC20308	130x28	SLATE GREY	5/20



EC20006 EC20206

EC20106 EC20306

EC20207

EC20307

EC20008 EC20208

EC20108 EC20308

Simply System

MAXI system

ACCESSORIES SERIES 20

MAIN TECHNICAL FEATURES:

- The device box hole centre distance 83,5mm – 3 modules – can be used to install the electrical devices, up to 3 Italian standard devices. with the blank cover it can be employed as derivation box.
- This item is composed of 4 parts:
- the bottom, to be fixed to the trunking with a simple click and to the wall by 4 screws; it also serves insulating base and grid keeping the different electrical circuits separated.
- the upper part properly shaped to house the device frames.
- the trunking covering piece which not only has a protective function but also gives the whole box an elegant harmonic design.
- the integrated end cap permits to interrupt the trunking without using an additional end cap.

CE

WHITE RAL 9001

IP40


SLATE GREY RAL 7021

Tower device box – hole centre distance 83,5 mm – 3 modules – trunking 70x20

ITEM	TRUNKING	DIMENSIONS W x H x D mm	COLOUR	PACKAGING PIECES
EC20010	70x20	140x185x50	WHITE	1/10
EC20110	70x20	140x185x50	SLATE GREY	1/10

Wall device box – hole centre distance 83,5 mm – 3 modules – trunking 70x20

ITEM	TRUNKING	DIMENSIONS W x H x D mm	COLOUR	PACKAGING PIECES
EC20011	70x20	212x112x50	WHITE	1/10
EC20111	70x20	212x112x50	SLATE GREY	1/10



EC20010

EC20110

EC20011

EC20111

Simply System


ACCESSORIES SERIES 20

MAIN TECHNICAL FEATURES:

- **The device boxes hole centre distance 108,5-100 mm – 4 or 6 modules** - can be used to install the electrical devices, up to 4-6 Italian standard devices or 2-3 multistandard sockets. It is possible to install any device thanks to the big inner volume.
- This items are composed of 3 parts:
 - the bottom, to be fixed to the trunking with a simple click and to the wall by 4 screws; it also serves insulating base and grid keeping the different electrical circuits separated.
 - the upper part properly shaped to house the device frames.
 - the trunking covering piece which not only has a protective function but also gives the whole box an elegant harmonic design.



IP40







Tower device box – hole centre distance 108,5 mm – 4 modules – trunking 70x20

ITEM	TRUNKING	DIMENSIONS W x H x D mm	COLOUR	PACKAGING PIECES
EC20015	70x20	165x185x50	WHITE	1/10
EC20115	70x20	165x185x50	SLATE GREY	1/10

Tower device box – hole centre distance 100 mm – 6 modules – trunking 70x20

ITEM	TRUNKING	DIMENSIONS W x H x D mm	COLOUR	PACKAGING PIECES
EC20016	70x20	225x185x50	WHITE	1/8
EC20116	70x20	225x185x50	SLATE GREY	1/8



EC20015

EC20115

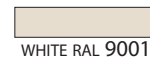
EC20016

EC20116

ACCESSORIES SERIES 20

MAIN TECHNICAL FEATURES:

- **The device boxes hole centre distance 83,5-108,5 mm** – 3, 4 or 6 modules - can be used to install the electrical devices, from 3 to 8 Italian standard devices or 2, 3 or 4 multistandard sockets. It is possible to install any device thanks to the big inner volume.
- In a 8-module box (2x4-module rows), 1 row (only 1) can be changed into a 3-module row by using the accessories supplied with the box. This items are composed of 3 parts:
 - the bottom, to be fixed to the trunking with a simple click and to the wall by 4 screws; it also serves insulating base and grid keeping the different electrical circuits separated.
 - the upper part properly shaped to house the device frames.
 - the trunking covering piece which not only has a protective function but also gives the whole box an elegant harmonic design.



IP40



Tower device box – hole centre distance 83,5 mm – 3 modules – trunking 130x28

ITEM	TRUNKING	DIMENSIONS W x H x D mm	COLOUR	PACKAGING PIECES
EC20210	130x28	140x230x50	WHITE	1/6
EC20310	130x28	140x230x50	SLATE GREY	1/6

Tower device box – hole centre distance 108,5 mm – 4 modules – trunking 130x28






ITEM	TRUNKING	DIMENSIONS W x H x D mm	COLOUR	PACKAGING PIECES
EC20215	130x28	165x240x50	WHITE	1/10
EC20315			SLATE GREY	

Tower box – hole centre distance 100 mm – 6 modules – trunking 130x28

ITEM	TRUNKING	DIMENSIONS W x H x D mm	COLOUR	PACKAGING PIECES
EC20216	130x28	225x240x50	WHITE	1/10
EC20316	130x28	165x240x50	SLATE GREY	1/10

Tower box – hole centre distance 108,5 mm – 8 modules – trunking 130x28

ITEM	TRUNKING	DIMENSIONS W x H x D mm	COLOUR	PACKAGING PIECES
EC20211	130x28	170x340x50	WHITE	1/4
EC20311	130x28	170x340x50	SLATE GREY	1/4



EC20210

EC20310

EC20215

EC20315

EC20216

EC20316

EC20211

EC20311

ACCESSORIES SERIES 20

MAIN TECHNICAL FEATURES:

- **Box lids.**
- The lid can be used to temporarily close the installed 3-4-6 module boxes, to make the boxes serve as derivation/junction boxes or to have them ready for a future use.
- Screws included in the box.

CE

WHITE RAL 9001

IP40

SLATE GREY RAL 7021

3-module box cover – hole centre distance 83,5 mm – with screws



ITEM	DIMENSIONS W x H x D mm	COLOUR	PACKAGING PIECES
EC20212	117x80x5	WHITE	1/50
EC20312	117x80x5	SLATE GREY	1/50

4-module box cover – hole centre distance 108,5 mm – with screws

ITEM	DIMENSIONS W x H x D mm	COLOUR	PACKAGING PIECES
EC20213	136x80x5	WHITE	1/50

6-module box cover – hole centre distance 100 mm – with screws

ITEM	DIMENSIONS W x H x D mm	COLOUR	PACKAGING PIECES
EC20214	203x80x5	WHITE	1/50



EC20212

EC20312

EC20213

EC20214



CHOICE TABLE FOR SKIRTING BOARD AND WALL TRUNKING SERIES 20

DIMENSION 70x20 mm - 3 COMPARTMENTS

COLOUR	TRUNKING AND COVER	COMPARTMENT LID	VARIABLE INTERNAL ANGLE	VARIABLE EXTERNAL ANGLE	VARIABLE FLAT ANGLE	STRAIGHT JOINT	END CAP
WHITE	EC20001	EC20202	EC20003	EC20004	EC20005	EC20006	EC20008
SLATE GREY	EC20101	EC20302	EC20103	EC20104	EC20105	EC20106	EC20108

COLOUR	3-WAY JUNCTION BOX	3-MODULE TOWER DEVICE BOX	3-MODULE WALL DEVICE BOX	4-MODULE TOWER DEVICE BOX	6-MODULE TOWER DEVICE BOX	3-MODULE BOX LID	4-MODULE BOX LID	6-MODULE BOX LID
WHITE	EC20009	EC20010	EC20011	EC20015	EC20016	EC20212	EC20213	EC20214
SLATE GREY	EC20109	EC20110	EC20111	EC20115	EC20116	EC20312		

MAXIMUM CABLE CAPACITY – DIMENSION 70x20 mm 3 COMPARTMENTS

	COMPARTMENT	SECTION COMPARTMENT mm ²	CABLE 1,5 mm ² N°	CABLE 2,5 mm ² N°	CABLE 4 mm ² N°	CABLE 6 mm ² N°
	A	223	16	10	8	4
	B	250	18	11	9	5
	C	223	16	10	8	4

Cable H07V-K. Max cable size which can be installed is 14mm. If electrical circuits are installed the reference Standard CEI 64/8 provides that the trunking can be filled max up to 50% of its capacity. The first compartment near the floor is to be used only for telecommunication networks. The skirting board trunkings are supplied in the standard length of 2 mt ± 5 mm.

COLOUR	TRUNKING AND COVER	COMPARTMENT LID	VARIABLE INTERNAL ANGLE	VARIABLE EXTERNAL ANGLE	VARIABLE FLAT ANGLE	STRAIGHT JOINT	BOTTOM STRAIGHT JOINT	END CAP	
	WHITE	EC20201	EC20202	EC20203	EC20204	EC20205	EC20206	EC20207	EC20208
	SLATE GREY	EC20301	EC20302	EC20303	EC20304	EC20305	EC20306	EC20307	EC20308


COLOUR	3-WAY JUNCTION BOX	3-MODULE TOWER DEVICE BOX	4-MODULE TOWER DEVICE BOX	6-MODULE TOWER DEVICE BOX	8-MODULE TOWER DEVICE BOX	3-MODULE BOX LID	4-MODULE BOX LID	6-MODULE BOX LID	
	WHITE	EC20209	EC20210	EC20215	EC20216	EC20211	EC20212	EC20213	EC20214
	SLATE GREY	EC20309	EC20310	EC20315	EC20316	EC20311	EC20312		

MAXIMUM CABLE CAPACITY – DIMENSION 130x28 mm 5 COMPARTMENTS

	COMPARTMENT	SECTION COMPARTMENT mm ²	CABLE 1,5 mm ² N°	CABLE 2,5 mm ² N°	CABLE 4 mm ² N°	CABLE 6 mm ² N°
	A	408	30	19	15	8
	B	418	31	21	16	9
	C	360	27	18	13	8
	D	418	31	21	16	9
	E	408	30	19	15	8

Cable H07V-K. Max cable size which can be installed is 14mm. If electrical circuits are installed the reference Standard CEI 64/8 provides that the trunking can be filled max up to 50% of its capacity. The first compartment near the floor is to be used only for telecommunication networks. The skirting board trunkings are supplied in the standard length of 2 mt ± 5 mm.

MINITRUNKING SYSTEMS



MAIN TECHNICAL FEATURES

Material: technopolymer on rigid PVC base, self-extinguishing V0 (UL94) and high resistant to UV rays.

Standard colours: white RAL 9001, grey RAL 7030 or brown RAL 8014.

System protection degree: IP40 (trunking + accessories).

Resistance to mechanical shocks MC series :IK 07 (shocks up to 2J).

Resistance to heat in continuous use: up to +70° C.

Resistance to abnormal heat: up to 650° C (Glow Wire Test, Reference Standard IEC 60695-2-11).

Insulation resistance: > 100MΩ.

Dielectric voltage > 3.000 V~.

Installation temperature range: minimum -5° C, maximum +60° C.

Standard length: 2 mt bars.

Reference standards: EN 50085-1, EN 50085-2-1.

Products meeting the essential requirements of L.V.D. 2014/35/UE.

Products in compliance with RoHS II - 2011/65/UE directive.



Minitrunking with front-hooking cover
Series MC
page 34




Minitrunking with wrap-around cover rounded edges
Series MC
page 36



Minitrunking with wrap-around cover
Series MCA
page 37



Self-adhesive minitrunking with hinged cover
Series MA
page 38



Minitrunking systems
Series MC-MCA
page 40



Floor trunking
Series CAP
page 52



Modular floor boxes
Series 160
page 53



Wall mounting modular enclosure IP40 white RAL 9001 with transparent door
Series 600 page 54


MAIN TECHNICAL FEATURES

Externally grooved bottom for a fast fixing by glues or silicone adhesives

Wrap-around cover without sharp edges, functional modern design

In the trunkings with wrap-around cover the lid can be removed only by a proper tool

The particular form makes the most of the inner room and permits to unify the accessories



Perforated bottom for a quicker and more precise installation

The minitrunkings can have 1,2 or 3 internal compartments for any distribution need

The bottom of the wrap-around trunkings has got a spacing profile for the installation in the corner

Accessories for change of direction for any installation need

Fully made of self-extinguishing technopolymer on PVC base and available in white RAL 9001 or, on request, in grey RAL 7030 and brown RAL 8014, the minitrunkings are characterized by perfectly symmetric inner compartments; they can be easily installed on the wall, as skirting board and also in the corner, thanks to the spacing profile (in the version with wrap-around cover), which keeps the trunking distant enough from the wall, so that the cover can be set without any problem.

The wide range of minitrunkings MC and MCA with standard or wrap-around covers is composed of 28 different dimensions and types, with

an inner splitting with 1, 2 or 3 sections. The perfectly separated compartments permit to put, in the same trunking, the wires of different electric circuits: power, phone, data transmission and other, without any risk of interferences or inappropriate overlapping, according to the Standard CEI 64-8.

The derivation boxes has an appropriate grid allowing to keep the cables divided. The device boxes, equipped with a blank cover, can be also used as further junction boxes. Some sizes of the minitrunkings system are available with or without internal separator. That is an undoubted advantage for the renovation and the widening

of complex electrical systems (power, telephone, HI-FI television, SAT) without the risk of interferences.

The several accessories for the change of direction, the derivation boxes and the device boxes allow to put together a complete and functional distribution system.

The minitrunkings MC and MCA can be combined with skirting board and wall trunking system and cable trunking system, as well as the modular enclosures manufactured in the same colour as the minitrunkings, in order to fulfill the installation and renovation needs with a compact elegant functional system.

MAIN TECHNICAL FEATURES

Detail of the minitrunking with hinged cover



The closing system of the cover assures a robust shutting which makes the installation faster

The hinge is so designed to guarantee a long-lasting closing

The smoothed shape of the series MCA perfectly fits in with any environment



The minitrunkings MCA have a double-sided adhesive tape for a lasting fixing

The wall-mounting device boxes are the ideal complement to the minitrunkings

The plentiful sizes offer very good solutions also for the most demanded installations

Fully made of self-extinguishing rigid PVC and available in white RAL 9001 or, on request, in brown RAL 8014, the minitrunkings series MA has the bottom provided with a double-sided adhesive tape which permits the temporary or permanent fixing on smooth clean surfaces.

The integrated hinged cover is another peculiarity of this series. This practical solution combines in a single action the installation of

the bottom and the cover, so that the lids can't get lost during the installation or any following maintenance works.

The particular wrapping design without sharp edges looks very discreet, so that it can be used in elegant environments.

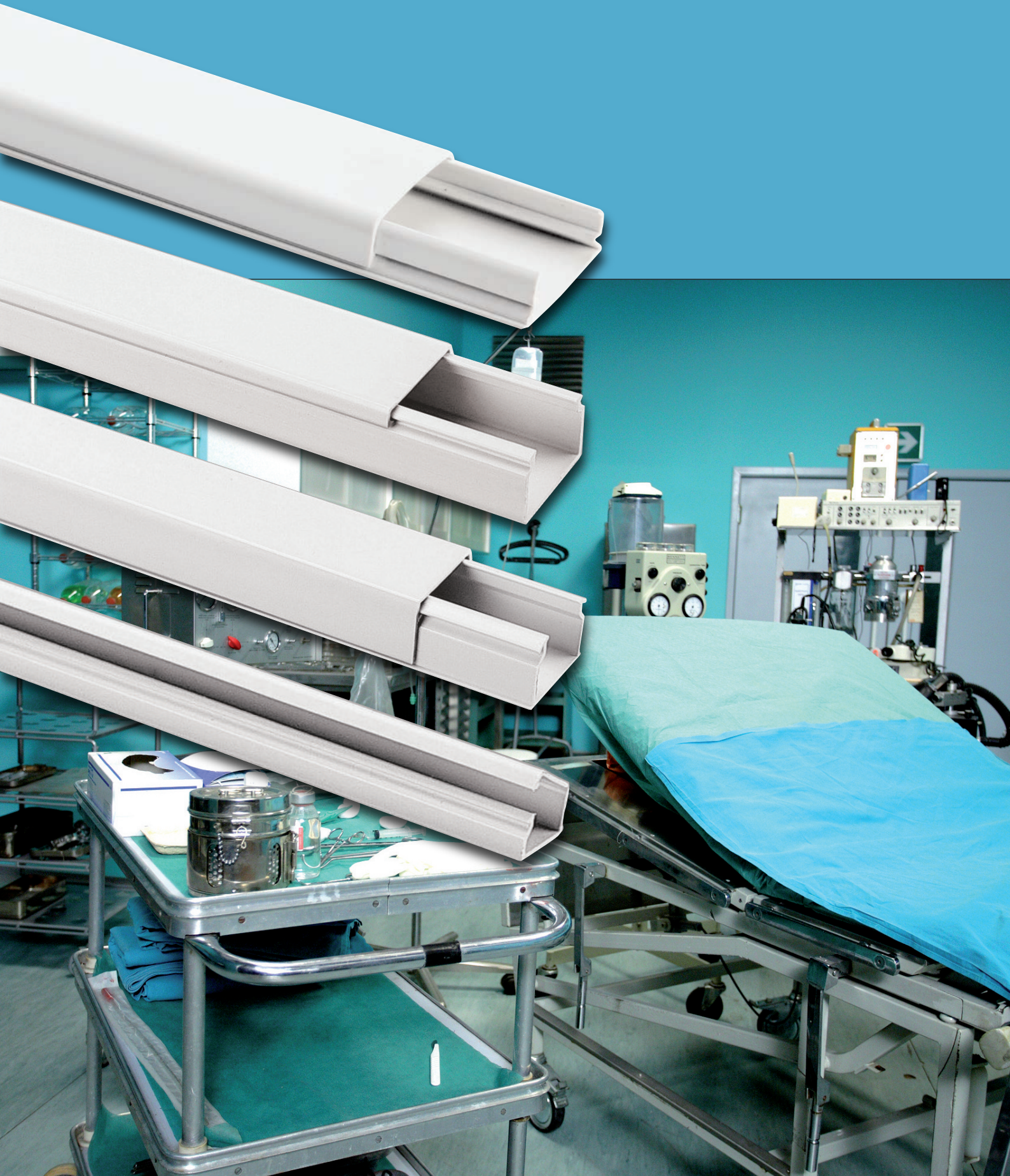
The minitrunking range is composed of 6 different dimensions, which enable the installer to choose the most suitable dimension for the

installation need.

The minitrunkings MC and MCA can be combined with skirting board and wall trunking system and cable trunking system, as well as the modular enclosures manufactured in the same colour as the minitrunkings, in order to fulfill the installation and renovation needs with a compact elegant functional system.




mounting examples



MINITRUNKINGS WITH FRONT-HOOKING COVER SERIES MC

MAIN TECHNICAL FEATURES:

- Made of self-extinguishing technopolymer on rigid PVC base.
- Perforated bottom for fixing by screws or plugs.
- Bottom designed for fast fixing by silicone adhesives.
- Accessories are set onto the trunking with a simple click.
- Resistance to mechanical shocks IK 07.
- Protection degree IP40 only if installed with the proper accessories.
- Front-hooking cover supplied already mounted on the bottom, standard bar length: 2m.
- Packed in strong cardboard boxes suitable for transport and storage.
- **Colour code: G = grey, M = brown.**



IP40

CE

WHITE RAL 9001

On request:

GREY RAL 7030

On request:

BROWN RAL 8014

Minitrunking with front-hooking cover


ITEM	EXTERNAL DIMENSIONS W x H mm	COMPARTMENT NR.	SECTION AREA mm ²	PACKAGING m
ECMC2010B	20x10	1	126	100
ECMC2210-1B	22x10	1	128	100
ECMC2210B	22x10	2	126	100
ECMC4010B	40x10	3	220	60
ECMC1517B	15x17	1	168	100
ECMC2517B	25x17	1	249	80
ECMC4017-1B	40x17	1	418	50
ECMC4017B	40x17	2	416	50
ECMC6017B	60x17	3	685	70
ECMC5020B	50x20	1	625	60
ECMC5020-1B	50x20	2	620	60
ECMC5020-2B	50x20	3	615	60
ECMC2525B	25x25	1	480	100
ECMC4025B	40x25	1	752	80



MINITRUNKINGS WITH FRONT-HOOKING COVER SERIES MC

MAIN TECHNICAL FEATURES:

- Made of self-extinguishing technopolymer on rigid PVC base.
- Perforated bottom for fixing by screws or plugs.
- Bottom designed for fast fixing by silicone adhesives.
- Accessories are set onto the trunking with a simple click.
- Resistance to mechanical shocks IK 07.
- Protection degree IP40.
- Front-hooking cover supplied already mounted on the bottom, standard bar length: 2m.
- Packed in strong cardboard boxes suitable for transport and storage.
- **Colour code: G = grey, M = brown.**



IP40

CE

- WHITE RAL 9001
- On request:
- GREY RAL 7030
- On request:
- BROWN RAL 8014

Minitrunking with front-hooking cover – German type

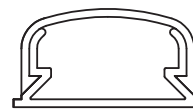
ITEM	EXTERNAL DIMENSIONS W x H mm	COMPARTMENT NR.	SECTION AREA mm ²	PACKAGING m
ECMC1515B	15x15	1	148	100
ECMC1818B	18x18	1	202	100
ECMC2020B	20x20	1	264	90
ECMC3015B	30x15	1	283	80
ECMC3030B	30x30	1	652	80



MINITRUNKING WITH WRAP-AROUND COVER ROUNDED SERIES MC

MAIN TECHNICAL FEATURES:

- Made of self-extinguishing technopolymer on rigid PVC base.
- Perforated bottom for fixing by screws or plugs.
- Bottom designed for fast fixing by silicone adhesives
- Accessories are set onto the trunking with a simple click by 4 points.
- Resistance to mechanical shocks IK 06.
- Protection degree IP40 only if installed with the proper accessories.
- Wrap-around cover supplied already mounted on the bottom, it can be removed only by a proper tool.
- Standard bar length: 2m.
- Packed in strong cardboard boxes suitable for transport and storage.
- **Colour code: A=Slate grey.**



IP40

CE

WHITE RAL 9001

SLATE GREY RAL 7021

Minitrunkig with wrap-around cover rounded edges

ITEM	EXTERNAL DIMENSIONS W x H mm	COMPARTMENT NR.	SECTION AREA mm ²	PACKAGING m
ECMC2213-1B	22x13	1	167	100
ECMC3213-1B	32x13	1	267	80




- New **elegant design**, perfectly fits in with any environment .
- **Rounded cover**: + 30% of wiring .
- **Positioning edge** for easy fitting accessories.
- Also available in **slate grey** - colour code: A.

MINITRUNKING WITH WRAP-AROUND COVER **SERIES MCA**

MAIN TECHNICAL FEATURES:

- Made of self-extinguishing technopolymer on rigid PVC base.
- Perforated bottom for fixing by screws or plugs.
- Bottom designed for fast fixing by silicone adhesives
- Accessories are set onto the trunking with a simple click.
- Resistance to mechanical shocks IK 04.
- Protection degree IP40 only if installed with the proper accessories.
- Wrap-around cover supplied already mounted on the bottom, it can be removed only by a proper tool.
- Standard bar length: 2m.
- Packed in strong cardboard boxes suitable for transport and storage.
- **Colour code: G = grey, M = brown.**



IP20

WHITE RAL 9001

On request:

GREY RAL 7030

On request:

BROWN RAL 8014

Minitrunkig with wrap-around cover

ITEM	EXTERNAL DIMENSIONS W x H mm	COMPARTMENT NR.	SECTION AREA mm ²	PACKAGING m
ECMC2010AB	20x10	1	126	100
ECMC3010AB	30x10	2	172	80
ECMC1517AB	15x17	1	168	80
ECMC2517AB	25x17	1	249	60
ECMC4017AB	40x17	2	416	80
ECMC2525AB	25x25	1	480	80
ECMC4025AB	40x25	1	752	60



SELF-ADHESIVE MINITRUNKINGS WITH HINGED COVER **SERIES MA**

MAIN TECHNICAL FEATURES:

- Made of self-extinguishing technopolymer on rigid PVC base.
- High-resistance and high-holding adhesive tape on the bottom.
- Hinged cover with snapped closing.
- Standard bar length: 2m.
- Packed in strong cardboard boxes suitable for transport and storage.
- **Colour code: M = brown.**



CE

WHITE RAL 9001

On request:

BROWN RAL 8014

ITEM	EXTERNAL DIMENSIONS W x H mm	COMPARTMENT NR.	SECTION AREA mm ²	PACKAGING m
ECMA1010	10x10	1	62	200
ECMA1510	15x10	1	100	150
ECMA2010	20x10	1	128	100
ECMA12575	12,5x7,5	1	54	200
ECMA2075	20x7,5	1	94	150
ECMA125125	12,5x12,5	1	102	150




COMPONENTS OF THE MINITRUNKING SYSTEMS

The minitrunking systems are composed of the trunking and accessories for the change of direction, the joining and the derivation, that, if correctly assembled and installed, form a system with protection degree IP40. The accessories for the change of direction are set directly on the trunking with a click.


MINITRUNKING WITH FRONT-HOOKING OR WARP-AROUND COVER
MADE OF SELF-EXTINGUISHING TECHNOPOLYMER




90° INTERNAL ANGLE FOR CHANGE OF DIRECTION



90° EXTERNAL ANGLE FOR CHANGE OF DIRECTION




90° FLAT ANGLE FOR CHANGE OF DIRECTION



STRAIGHT JOINT TO LINK 2 TRUNKING TRACKS



T JOINT FOR DERIVATIONS ON THE SAME LEVEL



END CAP TO CLOSE STRAIGHT TRUNKING TRACKS



DEVICE BOX HOLE CENTRE DISTANCE 60/67 mm
TO INSTALL DEVICES FROM DIFFERENT STANDARDS OR SCHUKO SOCKETS THANKS TO THE DIFFERENT HOUSINGS – SIDE PRE-CUTTING FOR THE TRUNKING INLET




ADAPTOR BOXES FOR 3, 4 AND 6 MODULES
SIDE PRE-CUTTING FOR THE TRUNKING INLET




SELF-SUPPORTING BOXES FOR ITALIAN DEVICES
THEY CAN BE USED FOR DEVICES TYPE "MAGIC" OR SIMILAR ONES. THE DEVICES ARE FIXED WITHOUT ANYSUPPORTS OR FRAMES. SIDE PRE-CUTTING FOR THE TRUNKING INLET



SEPARATION BOX FOR TRUNKINGS WITH SEVERAL COMPARTMENTS TO SEPARATE THE DIFFERENT ELECTRICAL CIRCUITS AND TO MAKE DERIVATIONS



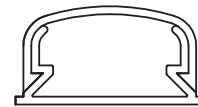
SELF-SUPPORTING BOXES FOR "SAILLIE" DEVICES
DEVICE BOX 45X45 mm
TO INSTALL FRENCH STANDARD DEVICES



MINITRUNKING SYSTEMS WITH WRAP-AROUND COVER ROUNDED 22x13

MAIN TECHNICAL FEATURES:

- Made of self-extinguishing technopolymer on rigid PVC base.
- Perforated bottom for fixing by screws or plugs.
- Bottom designed for fast fixing by silicone adhesives
- accessories are set onto the trunking with a simple click by 4 points.
- Resistance to mechanical shocks IK 06.
- Protection degree IP40 only if installed with the proper accessories.
- Wrap-around cover supplied already mounted on the bottom, it can be removed only by a proper tool.
- Standard bar length: 2m.
- Packed in strong cardboard boxes suitable for transport and storage.
- **Colour code: A=Slate grey.**




IP40

CE

WHITE RAL 9001

SLATE GREY RAL 7021

ITEM	DESCRIPTION	DIMENSIONS W x H mm	COMPARTMENT NR.	PACKAGING m / PIECES
ECMC2213-1B	Minitrunking wit wrap-around cover	22x13	1	100 m
ECAI2213B	Internal angle	22x13	-	2/50 pcs
ECAE2213B	External angle	22x13	-	2/50 pcs
ECAP2213B	Flat angle	22x13	-	2/50 pcs
ECGU2213B	Straight joint	22x13	-	2/50 pcs
ECT2213B	T-joint	22x13	-	2/50 pcs.
ECTT2213B	End cap	22x13	-	2/50 pcs.
ECSPA60B	Device box hole center distance 60/67 mm	97x87x73	-	1/25 pcs
ECSPA70B	Box for 3 Italian standard device h.c. 83,5 mm	130x90x45,5	-	1/50 pcs
ECSPA80B	Box for 4 Italian standard device h.c. 108,5 mm	151x90x46	-	1/35 pcs
ECSPA90B	Box for 6 Italian standard device h.c. 100 mm	218x94x46	-	1/24 pcs
ECCPB	Blanck cover for box hole center distance 83,5 mm	117x80x5	-	5/50 pcs
ECSM0	Blank box	52x64x46	-	-/30 pcs
ECSM1	Box for 1 device type "Magic"	52x64x46	-	-/30 pcs
ECSM2	Box for 2 devices type "Magic"	52x64x46	-	-/30 pcs
ECSSB1	Separation and derivation box	70x70x28	-	1/25 pcs
ECSPA2213B	French standard "saillie" device box	118x74x24	-	1/30 pcs

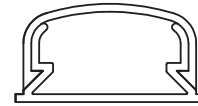


ECMC2213-1B

MINITRUNKING SYSTEMS WITH WRAP-AROUND COVER ROUNDED 32x13

MAIN TECHNICAL FEATURES:

- Made of self-extinguishing technopolymer on rigid PVC base.
- Perforated bottom for fixing by screws or plugs.
- Bottom designed for fast fixing by silicone adhesives
- Accessories are set onto the trunking with a simple click by 4 points.
- Resistance to mechanical shocks IK 06.
- Protection degree IP40 only if installed with the proper accessories.
- Wrap-around cover supplied already mounted on the bottom, it can be removed only by a proper tool.
- Standard bar length: 2m.
- Packed in strong cardboard boxes suitable for transport and storage.
- **Colour code: A=Slate grey.**




IP40

CE

WHITE RAL 9001

SLATE GREY RAL 7021

ITEM	DESCRIPTION	DIMENSIONS W x H mm	COMPARTMENT NR.	PACKAGING m / PIECES
ECMC3213-1B	Minitrunking wit wrap-around cover	32x13	1	80 m
ECAI3213B	Internal angle	32x13	-	2/50 pcs
ECAE3213B	External angle	32x13	-	2/50 pcs
ECAP3213B	Flat angle	32x13	-	2/50 pcs
ECGU3213B	Straight joint	32x13	-	2/50 pcs
ECT3213B	T-joint	32x13	-	2/50 pcs
ECTT3213B	End cap	32x13	-	2/50 pcs
ECSPA60B	Device box hole center distance 60/67 mm	97x87x73	-	1/25 pcs
ECSPA70B	Box for 3 Italian standard device h.c. 83,5 mm	130x90x45,5	-	1/50 pcs
ECSPA80B	Box for 4 Italian standard device h.c. 108,5 mm	151x90x46	-	1/35 pcs
ECSPA90B	Box for 6 Italian standard device h.c. 100 mm	218x94x46	-	1/24 pcs
ECCPB	Blank cover for box hole center distance 83,5 mm	117x80x5	-	5/50 pcs
ECSM0	Blank box	52x64x46	-	-/30 pcs
ECSM1	Box for 1 device type "Magic"	52x64x46	-	-/30 pcs
ECSM2	Box for 2 devices type "Magic"	52x64x46	-	-/30 pcs
ECSSB1	Separation and derivation box	70x70x28	-	1/25 pcs
ECSPA3213B	French standard "saillie" device box	118x74x24	-	1/30 pcs



ECMC3213-1B

MINITRUNKING SYSTEM 20x10

MAIN TECHNICAL FEATURES:

- Made of self-extinguishing technopolymer on rigid PVC base.
- Perforated bottom for fixing by screws or plugs.
- Bottom designed for fast fixing by silicone adhesives
- Accessories are set onto the trunking with a simple click.
- Front-hooking cover supplied already mounted on the bottom.
- Standard bar length: 2m.
- Packed in strong cardboard boxes suitable for transport and storage.




IP40



ITEM	DESCRIPTION	DIMENSIONS W x H mm	COMPARTMENT NR.	PACKAGING m / PIECES
ECMC2010B	Minitrunking with front-hooking cover	20x10	1	100 m
ECMC2010AB	Minitrunking with wrap-around cover	20x10	1	100 m
ECAI2010B	Internal angle	20x10	-	2/50 pcs
ECAE2010B	External angle	20x10	-	2/50 pcs
ECAP2010B	Flat angle	20x10	-	2/50 pcs
ECGU2010B	Straight joint	20x10	-	2/50 pcs
ECT2010B	T-joint	20x10	-	2/50 pcs
ECTT2010B	End cap	20x10	-	2/50 pcs
ECSPA60B	Device box hole center distance 60/67 mm	97x87x73	-	1/25 pcs
ECSPA70B	Box for 3 Italian standard device h.c. 83,5 mm	130x90x45,5	-	1/50 pcs
ECSPA80B	Box for 4 Italian standard device h.c. 108,5 mm	151x90x46	-	1/35 pcs
ECSPA90B	Box for 6 Italian standard device h.c. 100 mm	218x94x46	-	1/24 pcs
ECCPB	Blank cover for box hole center distance 83,5 mm	117x80x5	-	5/50 pcs
ECSM0	Blank box	52x64x46	-	-/30 pcs
ECSM1	Box for 1 device type "Magic"	52x64x46	-	-/30 pcs
ECSM2	Box for 2 devices type "Magic"	52x64x46	-	-/30 pcs
ECSSB1	Separation and derivation box	70x70x28	-	1/25 pcs



ECMC2010B



ECMC2010AB

MINITRUNKING SYSTEM 22x10

MAIN TECHNICAL FEATURES:


- Made of self-extinguishing technopolymer on rigid PVC base.
- Perforated bottom for fixing by screws or plugs.
- Bottom designed for fast fixing by silicone adhesives
- Accessories are set onto the trunking with a simple click.
- Front-hooking cover supplied already mounted on the bottom.
- Standard bar length: 2m.
- Packed in strong cardboard boxes suitable for transport and storage.



IP40



ITEM	DESCRIPTION	DIMENSIONS W x H mm	COMPARTMENT NR.	PACKAGING m /PIECES
ECMC2210-1B	Minitrunking with front-hooking cover	22x10	1	100 m
ECMC2210B	Minitrunking with front-hooking cover	22x10	2	100 m
ECAI2210B	Internal angle	22x10	-	2/50 pcs
ECAE2210B	External angle	22x10	-	2/50 pcs
ECAP2210B	Flat angle	22x10	-	2/50 pcs
ECGU2210B	Straight joint	22x10	-	2/50 pcs
ECT2210B	T-joint	22x10	-	2/50 pcs
ECTT2210B	End cap	22x10	-	2/50 pcs
ECSPA60B	Device box hole center distance 60/67 mm	97x87x73	-	1/25 pcs
ECSPA70B	Box for 3 Italian standard device h.c. 83,5 mm	130x90x45,5	-	1/50 pcs
ECSPA80B	Box for 4 Italian standard device h.c. 108,5 mm	151x90x46	-	1/35 pcs
ECSPA90B	Box for 6 Italian standard device h.c. 100 mm	218x94x46	-	1/24 pcs
ECCPB	Blank cover for box hole center distance 83,5 mm	117x80x5	-	5/50 pcs
ECSM0	Blank box	52x64x46	-	-/30 pcs
ECSM1	Box for 1 device type "Magic"	52x64x46	-	-/30 pcs
ECSM2	Box for 2 devices type "Magic"	52x64x46	-	-/30 pcs
ECSSB1	Separation and derivation box	70x70x28	-	1/25 pcs
ECSPA45B	French standard device 45x45 mm box	100x68x51	-	1/30 pcs



ECMC2210-1B

MINITRUNKING SYSTEM 30x10

MAIN TECHNICAL FEATURES:


- Made of self-extinguishing technopolymer on rigid PVC base.
- Perforated bottom for fixing by screws or plugs.
- Bottom designed for fast fixing by silicone adhesives
- Accessories are set onto the trunking with a simple click.
- Front-hooking cover supplied already mounted on the bottom.
- Standard bar length: 2m.
- Packed in strong cardboard boxes suitable for transport and storage.



IP40



ITEM	DESCRIPTION	DIMENSIONS W x H mm	COMPARTMENT NR.	PACKAGING m / PIECES
ECMC3010-1B	Minitrunking with front-hooking cover	30x10	1	80 m
ECMC3010B	Minitrunking with front-hooking cover	30x10	2	80 m
ECMC3010AB	Minitrunking with wrap-around cover	30x10	2	80 m
ECAI3010B	Internal angle	30x10	-	2/50 pcs
ECAE3010B	External angle	30x10	-	2/50 pcs
ECAP3010B	Flat angle	30x10	-	2/50 pcs
ECGU3010B	Straight joint	30x10	-	2/50 pcs
ECT3010B	T-joint	30x10	-	2/50 pcs
ECTT3010B	End cap	30x10	-	2/50 pcs
ECSPA60B	Device box hole center distance 60/67 mm	97x87x73	-	1/25 pcs
ECSPA70B	Box for 3 Italian standard device h.c. 83,5 mm	130x90x45,5	-	1/50 pcs
ECSPA80B	Box for 4 Italian standard device h.c. 108,5 mm	151x90x46	-	1/35 pcs
ECSPA90B	Box for 6 Italian standard device h.c. 100 mm	218x94x46	-	1/24 pcs
ECCPB	Blank cover for box hole center distance 83,5 mm	117x80x5	-	5/50 pcs
ECSM0	Blank box	52x64x46	-	-/30 pcs
ECSM1	Box for 1 device type "Magic"	52x64x46	-	-/30 pcs
ECSM2	Box for 2 devices type "Magic"	52x64x46	-	-/30 pcs
ECSSB1	Separation and derivation box	70x70x28	-	1/25 pcs
ECSPA45B	French standard device 45x45 mm box	100x68x51	-	1/30 pcs



MINITRUNKING SYSTEM 40x10

MAIN TECHNICAL FEATURES:

- Made of self-extinguishing technopolymer on rigid PVC base.
- Perforated bottom for fixing by screws or plugs.
- Bottom designed for fast fixing by silicone adhesives
- Accessories are set onto the trunking with a simple click.
- Front-hooking cover supplied already mounted on the bottom.
- Standard bar length: 2m.
- Packed in strong cardboard boxes suitable for transport and storage.



IP40



ITEM	DESCRIPTION	DIMENSIONS W x H mm	COMPARTMENT NR.	PACKAGING m / PIECES
ECMC4010B	Minitrunking with front-hooking cover	40x10	3	60 m
ECAI4010B	Internal angle	40x10	-	2/50 pcs
ECAE4010B	External angle	40x10	-	2/50 pcs
ECAP4010B	Flat angle	40x10	-	2/50 pcs
ECGU4010B	Straight joint	40x10	-	2/50 pcs
ECT4010B	T-joint	40x10	-	2/50 pcs
ECTT4010B	End cap	40x10	-	2/50 pcs
ECSPA60B	Device box hole center distance 60/67 mm	97x87x73	-	1/25 pcs
ECSPA70B	Box for 3 Italian standard device h.c. 83,5 mm	130x90x45,5	-	1/50 pcs
ECSPA80B	Box for 4 Italian standard device h.c. 108,5 mm	151x90x46	-	1/35 pcs
ECSPA90B	Box for 6 Italian standard device h.c. 100 mm	218x94x46	-	1/24 pcs
ECCPB	Blank cover for box hole center distance 83,5 mm	117x80x5	-	5/50 pcs
ECSM0	Blank box	52x64x46	-	-/30 pcs
ECSM1	Box for 1 device type "Magic"	52x64x46	-	-/30 pcs
ECSM2	Box for 2 devices type "Magic"	52x64x46	-	-/30 pcs
ECSSB1	Separation and derivation box	70x70x28	-	1/25 pcs



ECMC4010B

MINITRUNKING SYSTEM 15x17

MAIN TECHNICAL FEATURES:

- Made of self-extinguishing technopolymer on rigid PVC base.
- Perforated bottom for fixing by screws or plugs.
- Bottom designed for fast fixing by silicone adhesives
- Accessories are set onto the trunking with a simple click.
- Front-hooking cover supplied already mounted on the bottom.
- Standard bar length: 2m.
- Packed in strong cardboard boxes suitable for transport and storage.




IP40



ITEM	DESCRIPTION	DIMENSIONS W x H mm	COMPARTMENT NR.	PACKAGING m /PIECES
ECMC1517B	Minitrunking with front-hooking cover	15x17	1	100 m
ECMC1517AB	Minitrunking with wrap-around cover	15x17	1	80 m
ECAI1517B	Internal angle	15x17	-	2/50 pcs
ECAE1517B	External angle	15x17	-	2/50 pcs
ECAP1517B	Flat angle	15x17	-	2/50 pcs
ECGU1517B	Straight joint	15x17	-	2/50 pcs
ECT1517B	T-joint	15x17	-	2/50 pcs
ECTT1517B	End Cap	15x17	-	2/50 pcs
ECSPA60B	Device box hole center distance 60/67 mm	97x87x73	-	1/25 pcs
ECSPA70B	Box for 3 Italian standard device h.c. 83,5 mm	130x90x45,5	-	1/50 pcs
ECSPA80B	Box for 4 Italian standard device h.c. 108,5 mm	151x90x46	-	1/35 pcs
ECSPA90B	Box for 6 Italian standard device h.c. 100 mm	218x94x46	-	1/24 pcs
ECCPB	Blank cover for box hole center distance 83,5 mm	117x80x5	-	5/50 pcs
ECSM0	Blank box	52x64x46	-	-/30 pcs
ECSM1	Box for 1 device type "Magic"	52x64x46	-	-/30 pcs
ECSM2	Box for 2 devices type "Magic"	52x64x46	-	-/30 pcs
ECSSB1	Separation and derivation box	70x70x28	-	1/25 pcs



ECMC1517B



ECMC1517AB

MINITRUNKING SYSTEM 25x17

MAIN TECHNICAL FEATURES:


- Made of self-extinguishing technopolymer on rigid PVC base.
- Perforated bottom for fixing by screws or plugs.
- Bottom designed for fast fixing by silicone adhesives
- Accessories are set onto the trunking with a simple click.
- Front-hooking cover supplied already mounted on the bottom.
- Standard bar length: 2m.
- Packed in strong cardboard boxes suitable for transport and storage.



IP40




ITEM	DESCRIPTION	DIMENSIONS W x H mm	COMPARTMENT NR.	PACKAGING m / PIECES
ECMC2517B	Minitrunking with front-hooking cover	25x17	1	80 m
ECMC2517AB	Minitrunking with wrap-around cover	25x17	1	60 m
ECAI2517B	Internal angle	25x17	-	2/50 pcs
ECAE2517B	External angle	25x17	-	2/50 pcs
ECAP2517B	Flat angle	25x17	-	2/50 pcs
ECGU2517B	Straight joint	25x17	-	2/50 pcs
ECT2517B	T-joint	25x17	-	2/50 pcs
ECTT2517B	End Cap	25x17	-	2/50 pcs
ECSPA60B	Device box hole center distance 60/67 mm	97x87x73	-	1/25 pcs
ECSPA70B	Box for 3 Italian standard device h.c. 83,5 mm	130x90x45,5	-	1/50 pcs
ECSPA80B	Box for 4 Italian standard device h.c. 108,5 mm	151x90x46	-	1/35 pcs
ECSPA90B	Box for 6 Italian standard device h.c. 100 mm	218x94x46	-	1/24 pcs
ECCPB	Blank cover for box hole center distance 83,5 mm	117x80x5	-	5/50 pcs
ECSM0	Blank box	52x64x46	-	-/30 pcs
ECSM1	Box for 1 device type "Magic"	52x64x46	-	-/30 pcs
ECSM2	Box for 2 devices type "Magic"	52x64x46	-	-/30 pcs
ECSSB1	Separation and derivation box	70x70x28	-	1/25 pcs



ECMC2517B



ECMC2517AB



MINITRUNKING SYSTEM 40x17

MAIN TECHNICAL FEATURES:

- Made of self-extinguishing technopolymer on rigid PVC base.
- Perforated bottom for fixing by screws or plugs.
- Bottom designed for fast fixing by silicone adhesives
- Accessories are set onto the trunking with a simple click.
- Front-hooking cover supplied already mounted on the bottom.
- Standard bar length: 2m.
- Packed in strong cardboard boxes suitable for transport and storage.




IP40




ITEM	DESCRIPTION	DIMENSIONS W x H mm	COMPARTMENT NR.	PACKAGING m / PIECES
ECMC4017-1B	Minitrunking with front-hooking cover	40x17	1	50 m
ECMC4017B	Minitrunking with front-hooking cover	40x17	2	50 m
ECMC4017AB	Minitrunking with wrap-around cover	40x17	2	80 m
ECAI4017B	Internal angle	40x17	-	2/50 pcs
ECAE4017B	External angle	40x17	-	2/50 pcs
ECAP4017B	Flat angle	40x17	-	2/50 pcs
ECGU4017B	Straight joint	40x17	-	2/50 pcs
ECT4017B	T-joint	40x17	-	2/50 pcs
ECTT4017B	End Cap	40x17	-	2/50 pcs
ECSPA60B	Device box hole center distance 60/67 mm	97x87x73	-	1/25 pcs
ECSPA70B	Box for 3 Italian standard device h.c. 83,5 mm	130x90x45,5	-	1/50 pcs
ECSPA80B	Box for 4 Italian standard device h.c. 108,5 mm	151x90x46	-	1/35 pcs
ECSPA90B	Box for 6 Italian standard device h.c. 100 mm	218x94x46	-	1/24 pcs
ECCPB	Blank cover for box hole center distance 83,5 mm	117x80x5	-	5/50 pcs
ECSSB1	Separation and derivation box	70x70x28	-	1/25 pcs



ECMC4017-1B



ECMC4017AB



MINITRUNKING SYSTEM 60x17

MAIN TECHNICAL FEATURES:


- Made of self-extinguishing technopolymer on rigid PVC base.
- Perforated bottom for fixing by screws or plugs.
- Bottom designed for fast fixing by silicone adhesives
- Accessories are set onto the trunking with a simple click.
- Front-hooking cover supplied already mounted on the bottom.
- Standard bar length: 2m.
- Packed in strong cardboard boxes suitable for transport and storage.



IP40



ITEM	DESCRIPTION	DIMENSIONS W x H mm	COMPARTMENT NR.	PACKAGING m / PIECES
ECMC6017B	Minitrunking with front-hooking cover	60x17	3	70 m
ECAI6017B	Internal angle	60x17	-	2/50 pcs
ECAE6017B	External angle	60x17	-	2/50 pcs
ECAP6017B	Flat angle	60x17	-	2/50 pcs
ECGU6017B	Straight joint	60x17	-	2/50 pcs
ECT6017B	T-joint	60x17	-	2/50 pcs
ECTT6017B	End Cap	60x17	-	2/50 pcs
ECSPA60B	Device box hole center distance 60/67 mm	97x87x73	-	1/25 pcs
ECSPA70B	Box for 3 Italian standard device h.c. 83,5 mm	130x90x45,5	-	1/50 pcs
ECSPA80B	Box for 4 Italian standard device h.c. 108,5 mm	151x90x46	-	1/35 pcs
ECSPA90B	Box for 6 Italian standard device h.c. 100 mm	218x94x46	-	1/24 pcs
ECCPB	Blank cover for box hole center distance 83,5 mm	117x80x5	-	5/50 pcs
ECSSB1	Separation and derivation box	70x70x28	-	1/25 pcs



ECMC6017B

MINITRUNKING SYSTEM 25x25

MAIN TECHNICAL FEATURES:

- Made of self-extinguishing technopolymer on rigid PVC base.
- Perforated bottom for fixing by screws or plugs.
- Bottom designed for fast fixing by silicone adhesives
- Accessories are set onto the trunking with a simple click.
- Front-hooking cover supplied already mounted on the bottom.
- Standard bar length: 2m.
- Packed in strong cardboard boxes suitable for transport and storage.



IP40



ITEM	DESCRIPTION	DIMENSIONS W x H mm	COMPARTMENT NR.	PACKAGING m / PIECES
ECMC2525B	Minitrunking with front-hooking cover	25x25	1	100 m
ECMC2525AB	Minitrunking with wrap-around cover	25x25	1	80 m
ECAI2525B	Internal angle	25x25	-	2/50 pcs
ECAE2525B	External angle	25x25	-	2/50 pcs
ECAP2525B	Flat angle	25x25	-	2/50 pcs
ECGU2525B	Straight joint	25x25	-	2/50 pcs
ECT2525B	T-joint	25x25	-	2/50 pcs
ECTT2525B	End Cap	25x25	-	2/50 pcs
ECSPA60B	Device box hole center distance 60/67 mm	97x87x73	-	1/25 pcs
ECSPA70B	Box for 3 Italian standard device h.c. 83,5 mm	130x90x45,5	-	1/50 pcs
ECSPA80B	Box for 4 Italian standard device h.c. 108,5 mm	151x90x46	-	1/35 pcs
ECSPA90B	Box for 6 Italian standard device h.c. 100 mm	218x94x46	-	1/24 pcs
ECCPB	Blank cover for box hole center distance 83,5 mm	117x80x5	-	5/50 pcs
ECSSB2	Separation and derivation box	165x165x75	-	1/5 pcs



ECMC2525B



ECMC2525AB



MINITRUNKING SYSTEM 40x25

MAIN TECHNICAL FEATURES:

- Made of self-extinguishing technopolymer on rigid PVC base.
- Perforated bottom for fixing by screws or plugs.
- Bottom designed for fast fixing by silicone adhesives
- Accessories are set onto the trunking with a simple click.
- Front-hooking cover supplied already mounted on the bottom.
- Standard bar length: 2m.
- Packed in strong cardboard boxes suitable for transport and storage.



IP40




ITEM	DESCRIPTION	DIMENSIONS W x H mm	COMPARTMENT NR.	PACKAGING m / PIECES
ECMC4025B	Minitrunking with front-hooking cover	40x25	1	80 m
ECMC4025AB	Minitrunking with wrap-around cover	40x25	1	60 m
ECAI4025B	Internal angle	40x25	-	2/50 pcs
ECAE4025B	External angle	40x25	-	2/50 pcs
ECAP4025B	Flat angle	40x25	-	2/50 pcs
ECGU4025B	Straight joint	40x25	-	2/50 pcs
ECT4025B	T-joint	40x25	-	2/50 pcs
ECTT4025B	End Cap	40x25	-	2/50 pcs
ECSPA60B	Device box hole center distance 60/67 mm	97x87x73	-	1/25 pcs
ECSPA70B	Box for 3 Italian standard device h.c. 83,5 mm	130x90x45,5	-	1/50 pcs
ECSPA80B	Box for 4 Italian standard device h.c. 108,5 mm	151x90x46	-	1/35 pcs
ECSPA90B	Box for 6 Italian standard device h.c. 100 mm	218x94x46	-	1/24 pcs
ECCPB	Blank cover for box hole center distance 83,5 mm	117x80x5	-	5/50 pcs
ECSSB2	Separation and derivation box	165x165x75	-	1/5 pcs



ECMC4025B



ECMC4025AB



FLOOR CABLE TRUNKINGS SERIES CAP

MAIN TECHNICAL FEATURES:

- Made of self-extinguishing technopolymer on rigid PVC base.
- Resistance to mechanical shocks: 6J.
- Three separate compartment for different circuits.
- Perforated bottom for fixing by screws or plugs.
- Wrap-around cover supplied already mounted on the bottom, it can be removed only by a proper tool.
- Standard bar length: 2m.
- Packed in strong cardboard boxes suitable for transport and storage.
- Resistant to being walked, flow rate 0.4 Kg / cm².
- **Colour code: B= White, G= Grey, A= Slate Grey.**

CE

WHITE RAL 9001

GREY RAL 7030

SLATE GREY RAL 7021

Floor cable trunking

ITEM	EXTERNAL DIMENSIONS W x H mm	COMPARTMENT NR.	SECTION AREA mm ²	PACKAGING m
ECCAP7517B	75x17	3	516	50
ECCAP7517G	75x17	3	516	50
ECCAP7517A	75x17	3	516	50
ECCAP5012B	50x12	3	192	50
ECCAP5012G	50x12	3	192	50



ECCAP7517B

ECCAP7517G

ECCAP7517A

MODULAR FLOOR BOXES SERIES 160

MAIN TECHNICAL FEATURES:

- Made of shockproof technopolymer.
- Protection degree between floor and box.
- It can be installed on concrete or floating floors.
- Ready for a detecting lamp.
- Product complying with the Standards CEI 64-8 and 23-73.

CE

GRIGIO RAL 7030

ARDESIA RAL 7021

ITEM	EXTERNAL DIMENSIONS W x H x D mm	COLOUR	TYPE	DEVICE NR.	HOLE CENTRE DISTANCE mm	PROTECTION DEGREE IP	PACKAGING PIECES
EC160003	155x120x155	SLATE GREY	Double-sided	8 (4x2)	108,5	54	1/10
EC160004	155x120x155	SLATE GREY	Double-sided	8 (4x2)	108,5	54	1/10



WALL MOUNTING WHITE MODULAR ENCLOSURES SERIES 600

MAIN TECHNICAL FEATURES:

- Reversible door made of smoky grey polycarbonate.
- Suitable for housing the brass terminals.
- Suitable for plumbing of the cover.
- Galvanized steel DIN rail already mounted.
- Lid for unused modules.
- Self-adhesive label to identify the different circuit.
- Screw caps for double insulation.

CE

IP40

WHITE RAL 9001

To be used in combination with the minitrunkings

ITEM	EXTERNAL DIMENSIONS W x H x D mm	MODULE NR. (17,5 mm)	POWER LOSS (Watt) EN 60670-24	PACKAGING PIECES
EC60004B	150x170x100	4	22	1/22
EC60008B	200x180x100	8	14	1/15
EC60012B	280x220x100	12	21	1/8
EC60018B	400x265x130	18	24	-/1
EC60024B	280x350x100	24 (2x12)	30	-/1
EC60036B	400x400x130	36 (2x18)	47	-/1
EC60054B	400x600x130	54 (3x18)	72	-/1
EC60072B	420x885x150	72 (4x18)	85	-/1

Available with solid white door on request



EC60004B

EC60008B

EC60012B

EC60018B


EC60024B

EC60036B


EC60054B

EC60072B

INSTALLATION INSTRUCTIONS FOR THE MINITRUNKING SYSTEMS



SERIES MC



SERIES MCA



SERIES MA

To install the minitrunkings or the cable trunkings on walls or ceilings, or in any case on non-conducting surfaces, it is strongly recommended using expanding plugs (our item TC), minimum diameter 4mm and maximum diameter 6mm with their screws, or steel nails, minimum 30cm and maximum 70cm one from the other.

Always fix the trunking close to the accessories.

To anchor the trunking to metallic walls not connected to the earthing circuit or in any case to conducting surfaces, it is suggested employing a silicone adhesive or a common mastic, easy to find on the market; taking into account that the indications for use must be carefully followed.

For not particularly hard uses it is suggested to install the trunkings by a double-sided adhesive tape, so that the installation turns out to be easier and quicker. Before proceeding please verify the holding of the adhesive tape on a test sample, which must be smooth and clean.

To cut the trunking and its cover please use a fine toothed hacksaw.

To change direction please use our accessories with the same dimension as the trunking, as indicated in our catalogue and according to the indications of the reference Standards EN50085-1, EN50085-2-1.



Internal angle



External angle



Flat angle



Straight joint




T joint




End cap

Once the trunking has been fixed to the wall, the separators, the junction and/or device boxes have been installed and the wiring has been done, the cover can be mounted on the bottom with a simple click; if necessary cut the lid in order to hook the accessories (placed as indicated below) on to the trunking.


In order to gain the correct protection degree IP, the accessories must be fixed to the trunking by securing the tang of the end cap to the trunking through the passing screw and by sticking the accessories for the change of direction to the trunking bottom with a silicon mastic.




Internal angle




External angle



Flat angle




Separation box for minitrunkings with separators



T-joint





Straight joint



End cap

CHOICE TABLES FOR MINITRUNKING SYSTEMS



ITEM		ITEM									
DIMENSIONS WxH mm	FRONT-HOOKING COVER	WRAP-AROUND COVER	COMPARTMEN NR.	TYPE	SECTION mm ²	PACKAGING m	INTERNAL ANGLE	EXTERNAL ANGLE	FLAT ANGLE	STRAIGHT JOINT	
20x10	ECMC2010B	ECMC2010AB	1		126	100	ECAI2010B	ECAE2010B	ECAP2010B	ECGU2010B	
22x10	ECMC2210-1B	-	1		128	100	ECAI2210B	ECAE2210B	ECAP2210B	ECGU2210B	
22x10	ECMC2210B	-	2		126	100	ECAI2210B	ECAE2210B	ECAP2210B	ECGU2210B	
30x10	ECMC3010-1B	-	1		174	80	ECAI3010B	ECAE3010B	ECAP3010B	ECGU3010B	
30x10	ECMC3010B	ECMC3010AB	2		172	80	ECAI3010B	ECAE3010B	ECAP3010B	ECGU3010B	
40x10	ECMC4010B	-	3		220	60	ECAI4010B	ECAE4010B	ECAP4010B	ECGU4010B	
15x17	ECMC1517B	ECMC1517AB	1		168	100-80	ECAI1517B	ECAE1517B	ECAP1517B	ECGU1517B	
25x17	ECMC2517B	ECMC2517AB	1		249	80-60	ECAI2517B	ECAE2517B	ECAP2517B	ECGU2517B	
40x17	ECMC4017-1B	-	1		418	50	ECAI4017B	ECAE4017B	ECAP4017B	ECGU4017B	
40x17	ECMC4017B	ECMC4017AB	2		416	50-80	ECAI4017B	ECAE4017B	ECAP4017B	ECGU4017B	
60x17	ECMC6017B	-	3		685	70	ECAI6017B	ECAE6017B	ECAP6017B	ECGU6017B	
50x20	ECMC5020B	-	1		625	60	-	-	-	-	
50x20	ECMC5020-1B	-	2		620	60	-	-	-	-	
50x20	ECMC5020-2B	-	3		615	60	-	-	-	-	
25x25	ECMC2525B	MC2525AB	1		480	100-80	ECAI2525B	ECAE2525B	ECAP2525B	ECGU2525B	
40x25	ECMC4025B	MC4025AB	1		752	80-60	ECAI4025B	ECAE4025B	ECAP4025B	ECGU4025B	

CHOICE TABLES FOR WALL MOUNTING MODULAR ENCLOSURE **SERIES 600**

(for further information see page 245)

ITEM	EC60004B	EC60008B	EC60012B	EC60018B	EC60024B	EC60036B	EC60054B	EC60072B
	EXTERNAL DIM. W x H x D mm	150x70x100	200x180x100	280x220x100	400x265x130	280x350x100	400x400x130	400x600x130




ITEM

T-JOINT	END CAP	DEVICE BOX 60/67 mm	3 DEVICE BOX	4 DEVICE BOX	6 DEVICE BOX	BLANK COVER	SELF-SUPPORTING BOXES	SEPARATION BOX	DEVICE BOX 45x45
ECT2010B	ECTT2010B	ECSPA60B	ECSPA70B	ECSPA80B	ECSPA90B	ECCPB	ECSM0/1/2	ECSSB1	-
ECT2210B	ECTT2210B	ECSPA60B	ECSPA70B	ECSPA80B	ECSPA90B	ECCPB	ECSM0/1/2	ECSSB1	ECSPA45B
ECT2210B	ECTT2210B	ECSPA60B	ECSPA70B	ECSPA80B	ECSPA90B	ECCPB	ECSM0/1/2	ECSSB1	ECSPA45B
ECT3010B	ECTT3010B	ECSPA60B	ECSPA70B	ECSPA80B	ECSPA90B	ECCPB	ECSM0/1/2	ECSSB1	ECSPA45B
ECT3010B	ECTT3010B	ECSPA60B	ECSPA70B	ECSPA80B	ECSPA90B	ECCPB	ECSM0/1/2	ECSSB1	ECSPA45B
ECT4010B	ECTT4010B	ECSPA60B	ECSPA70B	ECSPA80B	ECSPA90B	ECCPB	ECSM0/1/2	ECSSB1	-
ECT1517B	ECTT1517B	ECSPA60B	ECSPA70B	ECSPA80B	ECSPA90B	ECCPB	ECSM0/1/2	ECSSB1	-
ECT2517B	ECTT2517B	ECSPA60B	ECSPA70B	ECSPA80B	ECSPA90B	ECCPB	ECSM0/1/2	ECSSB1	-
ECT4017B	ECTT4017B	ECSPA60B	ECSPA70B	ECSPA80B	ECSPA90B	ECCPB	-	ECSSB1	-
ECT4017B	ECTT4017B	ECSPA60B	ECSPA70B	ECSPA80B	ECSPA90B	ECCPB	-	ECSSB1	-
ECT6017B	ECTT6017B	ECSPA60B	ECSPA70B	ECSPA80B	ECSPA90B	ECCPB	-	ECSSB1	-
-	-	ECSPA60B	ECSPA70B	ECSPA80B	ECSPA90B	ECCPB	-	ECSSB2	-
-	-	ECSPA60B	ECSPA70B	ECSPA80B	ECSPA90B	ECCPB	-	ECSSB2	-
-	-	ECSPA60B	ECSPA70B	ECSPA80B	ECSPA90B	ECCPB	-	ECSSB2	-
ECT2525B	ECTT2525B	ECSPA60B	ECSPA70B	ECSPA80B	ECSPA90B	ECCPB	-	ECSSB2	-
ECT4025B	ECTT4025B	ECSPA60B	ECSPA70B	ECSPA80B	ECSPA90B	ECCPB	-	ECSSB2	-

The minitrunkings are supplied in the standard length of 2 mt ± 5 mm.

CABLE TRUNKINGS SYSTEMS



MAIN TECHNICAL FEATURES

Material: technopolymer on rigid PVC base, self-extinguishing V0 (UL94) and high resistant to UV rays.

Standard colours: white RAL 9001 and grey RAL 7030.

System protection degree: IP40 (trunking + accessories).

Resistance to mechanical shocks: IK 07 (shocks up to 2J).

Resistance to heat in continuous use: up to +70° C.

Resistance to abnormal heat: up to 650° C (Glow Wire Test, Reference Standard IEC 60695-2-11).

Insulation resistance: > 100MΩ.

Dielectric voltage > 3.000 V.

Installation temperature range: minimum -5° C, maximum +60° C.

Standard length: 2 mt bars.


Reference standards: EN 50085-1, EN 50085-2-1.

Products meeting the essential requirements of L.V.D. 2014/35/UE.

Products in compliance with RoHS II - 2011/65/UE directive.



Cable trunkings Series CP
Trunkings, separators, cable retainers
page 64




Cable trunking systems device
installation trunking systems Series CP
Trunkings and accessories
page 68



Halogen free cable
trunkings Series CPH
page 83



Device installation trunking system
Series KUADRA for standard devices
45x45mm
page 84



Device installation trunking
system Series BR for standard
devices 60x60mm
page 87



Cable trunkings Series CP
DIN dimensions pitch 12,5mm
page 88



Wall mounting modular enclosure
IP40 white RAL 9001 with
transparent door
Series 600 page 89

MAIN TECHNICAL FEATURES

Front-hooking cover without sharp edges, functional modern design




Perforated bottom for a quicker and more precise installation

Accessories for change of direction for any installation need



The cable trunkings can have 2, 3, 4 or 5 internal compartments for any distribution need

Cable retainers for a neat installation as well as a ceiling installation



The separator has pre-cutting lines permitting to adjust it to the different trunking heights



The boxes for different devices and industrial sockets can serve as derivation boxes if closed with their cover

Fully made of self-extinguishing technopolymer on PVC base and available in white RAL 9001 and in grey RAL 7030, the cable and device trunkings can be installed on the wall, on the ceiling and, thanks to proper support brackets, as gangway.

Starting from the dimension 80x40 one or more sectionable separators can be put into the bottom to obtain up to 4 different compartments, perfectly divided to permit to put, in the same trunking, the wires of different

electric circuits: power, phone, data transmission and other, without any risk of interferences or inappropriate overlapping, according to the Standard CEI 64-8.

The derivation boxes has an appropriate grid allowing to keep the cables divided. The device boxes, equipped with a blank cover, can be also used as further junction boxes.

The several accessories for the change of direction, the derivation boxes and the device

boxes allow to put together a complete and functional distribution system.

The cable trunkings CP can be combined with skirting board and wall trunking system and the minitrunking system, as well as the modular enclosures manufactured in the same colour as the trunkings, in order to fulfill the installation and renovation needs with a compact elegant functional system.

mounting examples







CABLE TRUNKINGS SERIES CP

MAIN TECHNICAL FEATURES:

- Made of self-extinguishing technopolymer on rigid PVC base.
- Perforated bottom for fixing by screws or plugs.
- Accessories are set onto the trunking with a simple click.
- Protection degree IP 40 only if installed with the proper accessories.
- Standard bar length: 2m.
- Packed in strong cardboard boxes suitable for transport and storage.
- **Colour code: B = white, G = grey**

CE

WHITE RAL 9001

IP40

GREY RAL 7030

ITEM	EXTERNAL DIMENSIONS W x H mm	READY FOR SEPARATOR	SECTION AREA mm ²	PAKAGING m
ECCP2540B	25x40	NO	760	100
ECCP2560B	25x60	NO	1100	70
ECCP2580B	25x80	NO	1520	56
ECCP4040B	40x40	NO	1214	70
ECCP4060B	40x60	NO	1950	56
ECCP4080B	40x80	NO	2530	40
ECCP40100B	40x100	NO	3110	32
ECCP5050B	50x50	NO	2076	24
ECCP6040B	60x40	NO	1930	50
ECCP6060B	60x60	NO	3046	32
ECCP6080B	60x80	NO	4215	36
ECCP60100B	60x100	NO	5332	24



CABLE TRUNKINGS SERIES CP

MAIN TECHNICAL FEATURES:

- Made of self-extinguishing technopolymer on rigid PVC base.
- Perforated bottom for fixing by screws or plugs.
- Accessories are set onto the trunking with a simple click.
- Protection degree IP 40 only if installed with the proper accessories.
- Standard bar length: 2m.
- Packed in strong cardboard boxes suitable for transport and storage.
- **Colour code: B = white, G = grey**


CE

WHITE RAL 9001

IP40

GREY RAL 7030

ITEM	EXTERNAL DIMENSIONS W x H mm	READY FOR SEPARATOR	SECTION AREA mm ²	PAKAGING m
ECCP7550B	75x50	YES (2)	3125	40
ECCP8040B	80x40	YES (2)	2530	40
ECCP8060B	80x60	YES (2)	4202	28
ECCP8080B	80x80	YES (2)	5620	30
ECCP80100B	80x100	YES (2)	7064	24
ECCP10040B	100x40	YES (2)	3316	28
ECCP10060B	100x60	YES (2)	5236	20
ECCP10080B	100x80	YES (2)	7156	24
ECCP100100B	100x100	YES (2)	8980	16
ECCP12040B	120x40	YES (2)	4040	24
ECCP12060B	120x60	YES (2)	6340	20
ECCP12080B	120x80	YES (2)	8640	16
ECCP15060B	150x60	YES (4)	7738	16
ECCP20060B	200x60	YES (4)	10278	16
ECCP20080B	200x80	YES (4)	14278	12
ECSESB	40/60/80	SECTIONABLE SEPARATORS	-	50



CABLE RETAINER SERIES CO - SPARE COVER

MAIN TECHNICAL FEATURES CABLE RETAINERS:

- Made of rigid nylon.
- Prevent the cables from falling off during the installation.
- Can be fixed to the trunking by screws.
- Cable retaining bars can be installed with a simple click.
- Can be used both in the cable trunkings and in the slotted trunkings.
- Cable retaining pieces and brass are recommended if the trunking is installed on the wall or on the ceiling.
- Packed in strong cardboard boxes suitable for transport and storage.

CE

GREY RAL 7035

Cable retainer series CO

ITEM	TRUNKING DIMENSIONS mm	DESCRIPTION	PACKAGING PIECES
ECCO4040	40x40	CABLE RETAINER	5/25
ECCO4060	40x60	CABLE RETAINER	5/25
ECCO4080	40x80	CABLE RETAINER	5/25
ECCO40100	40x100	CABLE RETAINER	5/25
ECCO6040	60x40	CABLE RETAINER	5/25
ECCO6060	60x60	CABLE RETAINER	5/25
ECCO6080	60x80	CABLE RETAINER	5/25
ECCO60100	60x100	CABLE RETAINER	5/25
ECCO8040	80x40	CABLE RETAINER	5/25
ECCO8060	80x60	CABLE RETAINER	5/25
ECCO8080	80x80	CABLE RETAINER	5/25
ECCO80100	80x100	CABLE RETAINER	5/25
ECCO10040	100x40	CABLE RETAINER	5/25
ECCO10060	100x60	CABLE RETAINER	5/25
ECCO10080	100x80	CABLE RETAINER	5/25
ECCO100100	100x100	CABLE RETAINER	5/25
ECCO12040	120x40	CABLE RETAINER	5/25
ECCO12060	120x60	CABLE RETAINER	5/25
ECCO12080	120x80	CABLE RETAINER	5/25
ECCO150	150x60	CABLE RETAINER BAR	5/25
ECCO200	200x60/80	CABLE RETAINER BAR	5/25

Spare cover for cable trunkings - colour white RAL 9001

WHITE RAL 9001

ITEM	EXTERNAL DIMENSIONS mm	PACKAGING m
ECCR25B	for trunkings W = 25 mm	100
ECCR40B	for trunkings W = 40 mm	100
ECCR60B	for trunkings W = 60 mm	100
ECCR80B	for trunkings W = 80 mm	100
ECCR100B	for trunkings W = 100 mm	60
ECCR120B	for trunkings W = 120 mm	80
ECCR150B	for trunkings W = 150 mm	60
ECCR200B	for trunkings W = 200 mm	40



series CO



series CR


COMPONENTS OF CABLE TRUNKING SYSTEMS

The cable trunking systems are composed of the trunking and accessories for the change of direction, the joining and the derivation, that, if correctly assembled and installed, form a system with protection degree IP40.


The accessories for the change of direction are set directly on the trunking with a click.

CABLE TRUNKING WITH COVER

MADE OF SELF-EXTINGUISHING TECHNOPOLYMER



90° INTERNAL ANGLE FOR CHANGE OF DIRECTION



90° EXTERNAL ANGLE FOR CHANGE OF DIRECTION



90° FLAT ANGLE FOR CHANGE OF DIRECTION



STRAIGHT JOINT TO LINK 2 TRUNKING TRACKS



T JOINT FOR DERIVATIONS ON THE SAME LEVEL




END CAP TO CLOSE STRAIGHT TRUNKING TRACKS



KIT ADAPTOR BOX HOLE CENTRE DISTANCE 60/67 mm

TO INSTALL DEVICES FROM DIFFERENT STANDARDS OR SCHUKO SOCKETS THANKS TO THE DIFFERENT HOUSINGS FOR 60 mm HIGH TRUNKINGS



INSTALLATION KIT FOR DEVICES HOLE CENTRE DISTANCE 83,5mm

UP TO 3 ITALIAN STANDARD DEVICES FOR 60 mm HIGH TRUNKINGS




BLANK COVER FOR BOX HOLE CENTRE DISTANCE 83,5 mm



INSTALLATION KIT FOR INDUSTRIAL SOCKETS


TO INSTALL INDUSTRIAL SOCKETS IN 60MM HIGH TRUNKINGS

SUITABLE FOR SOCKETS 16A, ADAPTABLE FOR 32A



SEPARATION BOX FOR TRUNKINGS WITH SEVERAL COMPARTMENTS

TO SEPARATE THE DIFFERENT ELECTRICAL CIRCUITS AND TO MAKE DERIVATIONS



CABLE TRUNKING SYSTEMS 40x40

MAIN TECHNICAL FEATURES:

- Made of self-extinguishing technopolymer on rigid PVC base.
- Perforated bottom for fixing by screws or plugs.
- Accessories are set onto the trunking with a simple click.
- Protection degree IP 40 only if installed with the proper accessories.
- Standard bar length: 2m.
- Packed in strong cardboard boxes suitable for transport and storage.
- **Colour code: B = white, G = grey.**

CE

WHITE RAL 9001

IP40

GREY RAL 7030

ITEM	DESCRIPTION	DIMENSIONS W x H mm	READY FOR SEPARATOR	PACKAGING m / PIECES
ECCP4040B	Cable trunking and cover	40x40	NO	70 m
ECAI4040B	Internal angle	40x40	-	2/50 pcs
ECAE4040B	External angle	40x40	-	2/50 pcs
ECAP4040B	Flat angle	40x40	-	2/50 pcs
ECGU4040B	Straight joint	40x40	-	2/50 pcs
ECT4040B	T-joint	40x40	-	2/50 pcs
ECTT4040B	End cap	40x40	-	2/50 pcs
ECSSB2	Separation and derivation box	165x165x75	-	1/5 pcs



CABLE TRUNKING SYSTEMS 60x40

MAIN TECHNICAL FEATURES:

- Made of self-extinguishing technopolymer on rigid PVC base.
- Perforated bottom for fixing by screws or plugs.
- Accessories are set onto the trunking with a simple click.
- Protection degree IP 40 only if installed with the proper accessories.
- Standard bar length: 2m.
- Packed in strong cardboard boxes suitable for transport and storage.
- **Colour code: B = white, G = grey.**


CE

WHITE RAL 9001

IP40

GREY RAL 7030

ITEM	DESCRIPTION	DIMENSIONS W x H mm	READY FOR SEPARATOR	PACKAGING m / PIECES
ECCP6040B	Cable trunking and cover	60x40	NO	50 m
ECAI6040B	Internal angle	60x40	-	2/50 pcs
ECAE6040B	External angle	60x40	-	2/50 pcs
ECAP6040B	Flat angle	60x40	-	2/50 pcs
ECGU6040B	Straight joint	60x40	-	2/50 pcs
ECT6040B	T-joint	60x40	-	2/50 pcs
ECTT6040B	End cap	60x40	-	2/50 pcs
ECSSB2	Separation and derivation box	165x165x75	-	1/5 pcs



CABLE TRUNKING SYSTEMS 60x60

MAIN TECHNICAL FEATURES:

- Made of self-extinguishing technopolymer on rigid PVC base.
- Perforated bottom for fixing by screws or plugs.
- Accessories are set onto the trunking with a simple click.
- Protection degree IP 40 only if installed with the proper accessories.
- Standard bar length: 2m.
- Packed in strong cardboard boxes suitable for transport and storage.
- Colour code: B = white, G = grey.


CE

WHITE RAL 9001

IP40

GREY RAL 7030

ITEM	DESCRIPTION	DIMENSIONS W x H mm	READY FOR SEPARATOR	PACKAGING m / PIECES
ECCP6060B	Cable trunking and cover	60x60	NO	32 m
ECAI6060B	Internal angle	60x60	-	-/10 pcs
ECAE6060B	External angle	60x60	-	-/10 pcs
ECAP6060B	Flat angle	60x60	-	-/10 pcs
ECGU6060B	Straight joint	60x60	-	-/20 pcs
ECT6060B	T-joint	60x60	-	-/10 pcs
ECTT6060B	End cap	60x60	-	-/20 pcs
ECSSB2	Separation and derivation box	165x165x75	-	1/5 pcs



CABLE TRUNKING SYSTEMS 80x40

MAIN TECHNICAL FEATURES:

- Made of self-extinguishing technopolymer on rigid PVC base.
- Perforated bottom for fixing by screws or plugs.
- Accessories are set onto the trunking with a simple click.
- Protection degree IP 40 only if installed with the proper accessories.
- Standard bar length: 2m.
- Packed in strong cardboard boxes suitable for transport and storage.
- **Colour code: B = white, G = grey.**

CE


WHITE RAL 9001

IP40

GREY RAL 7030

ITEM	DESCRIPTION	DIMENSIONS W x H mm	READY FOR SEPARATOR	PACKAGING m /PIECES
ECCP8040B	Cable trunking and cover	80x40	YES (2)	40 m
ECAI8040B	Internal angle	80x40	-	-/10 pcs
ECAE8040B	External angle	80x40	-	-/10 pcs
ECAP8040B	Flat angle	80x40	-	-/10 pcs
ECGU8040B	Straight joint	80x40	-	-/20 pcs
ECTT8040B	End cap	80x40	-	-/20 pcs
ECSSB2	Separation and derivation box	165x165x75	-	1/5 pcs

T-joint is obtained by straight joint "GU"



CABLE TRUNKING AND DEVICES INSTALLATION SYSTEMS 80x60

MAIN TECHNICAL FEATURES:

- Made of self-extinguishing technopolymer on rigid PVC base.
- Perforated bottom for fixing by screws or plugs.
- Accessories are set onto the trunking with a simple click.
- Protection degree IP 40 only if installed with the proper accessories.
- Standard bar length: 2m.
- Packed in strong cardboard boxes suitable for transport and storage.
- **Colour code: B = white, G = grey.**

CE


WHITE RAL 9001

IP40

GREY RAL 7030

ITEM	DESCRIPTION	DIMENSIONS W x H mm	READY FOR SEPARATOR	PACKAGING m /PIECES
ECCP8060B	Cable trunking and cover	80x60	YES (2)	28 m
ECAI8060B	Internal angle	80x60	-	-/10 pcs
ECAE8060B	External angle	80x60	-	-/10 pcs
ECAP8060B	Flat angle	80x60	-	-/10 pcs
ECGU8060B	Straight joint	80x60	-	-/20 pcs
ECTT8060B	End cap	80x60	-	-/20 pcs
ECKIT80B	Installation kit for 3 Italian devices - 83,5 mm	80x60	-	1/10 pcs
ECCPB	Blank cover for box hole center distance 83,5 mm	117x80x5	-	5/50 pcs
ECSSB2	Separation and derivation box	165x165x75	-	1/5 pcs

T-joint is obtained by straight joint "GU"



CABLE TRUNKING SYSTEMS 80x80

MAIN TECHNICAL FEATURES:

- Made of self-extinguishing technopolymer on rigid PVC base.
- Perforated bottom for fixing by screws or plugs.
- Accessories are set onto the trunking with a simple click.
- Protection degree IP 40 only if installed with the proper accessories.
- Standard bar length: 2m.
- Packed in strong cardboard boxes suitable for transport and storage.
- **Colour code: B = white, G = grey.**

CE


WHITE RAL 9001

IP40

GREY RAL 7030

ITEM	DESCRIPTION	DIMENSIONS W x H mm	READY FOR SEPARATOR	PACKAGING m /PIECES
ECCP8080B	Cable trunking and cover	80x80	YES (2)	30 m
ECAI8080B	Internal angle	80x80	-	-/10 pcs
ECAE8080B	External angle	80x80	-	-/10 pcs
ECAP8080B	Flat angle	80x80	-	-/10 pcs
ECGU8080B	Straight joint	80x80	-	-/20 pcs
ECTT8080B	End cap	80x80	-	-/20 pcs
ECSSB3	Separation and derivation box	250x250x100	-	1/4 pcs

T-joint is obtained by straight joint "GU"



CABLE TRUNKING SYSTEMS 100x40

MAIN TECHNICAL FEATURES:

- Made of self-extinguishing technopolymer on rigid PVC base.
- Perforated bottom for fixing by screws or plugs.
- Accessories are set onto the trunking with a simple click.
- Protection degree IP 40 only if installed with the proper accessories.
- Standard bar length: 2m.
- Packed in strong cardboard boxes suitable for transport and storage.
- **Colour code: B = white, G = grey.**

CE


WHITE RAL 9001

IP40

GREY RAL 7030

ITEM	DESCRIPTION	DIMENSIONS W x H mm	READY FOR SEPARATOR	PACKAGING m /PIECES
ECCP10040B	Cable trunking and cover	100x40	YES (2)	28 m
ECAI10040B	Internal angle	100x40	-	-/10 pcs
ECAE10040B	External angle	100x40	-	-/10 pcs
ECAP10040B	Flat angle	100x40	-	-/10 pcs
ECGU10040B	Straight joint	100x40	-	-/20 pcs
ECTT10040B	End cap	100x40	-	-/20 pcs
ECSSB2	Separation and derivation box	165x165x75	-	1/5 pcs

T-joint is obtained by straight joint "GU"



CABLE TRUNKING AND DEVICES INSTALLATION SYSTEMS 100x60

MAIN TECHNICAL FEATURES:

- Made of self-extinguishing technopolymer on rigid PVC base.
- Perforated bottom for fixing by screws or plugs.
- Accessories are set onto the trunking with a simple click.
- Protection degree IP 40 only if installed with the proper accessories.
- Standard bar length: 2m.
- Packed in strong cardboard boxes suitable for transport and storage.
- **Colour code: B = white, G = grey.**

CE


WHITE RAL 9001

IP40

GREY RAL 7030

ITEM	DESCRIPTION	DIMENSIONS W x H mm	READY FOR SEPARATOR	PACKAGING m /PIECES
ECCP10060B	Cable trunking and cover	100x60	YES (2)	20 m
ECAI10060B	Internal angle	100x60	-	-/10 pcs
ECAE10060B	External angle	100x60	-	-/10 pcs
ECAP10060B	Flat angle	100x60	-	-/10 pcs
ECGU10060B	Straight joint	100x60	-	-/20 pcs
ECTT10060B	End cap	100x60	-	-/20 pcs
ECKIT100A	Kit adaptor box hole center distance 60/67 mm	100x60	-	1/10 pcs
ECKIT100B	Installation kit for 3 Italian devices - 83,5 mm	100x60	-	1/10 pcs
ECCPB	Blank cover for box hole center distance 83,5 mm	117x80x5	-	5/50 pcs
ECKIT100C	Kit for industrial sockets Suitable for sockets 16A, adaptable for 32A	100x60	-	1/10 pcs
ECSSB2	Separation and derivation box	165x165x75	-	1/5 pcs

T-joint is obtained by straight joint "GU"



CABLE TRUNKING SYSTEMS 100x80

MAIN TECHNICAL FEATURES:

- Made of self-extinguishing technopolymer on rigid PVC base.
- Perforated bottom for fixing by screws or plugs.
- Accessories are set onto the trunking with a simple click.
- Protection degree IP 40 only if installed with the proper accessories.
- Standard bar length: 2m.
- Packed in strong cardboard boxes suitable for transport and storage.
- **Colour code: B = white, G = grey.**

CE


WHITE RAL 9001

IP40

GREY RAL 7030

ITEM	DESCRIPTION	DIMENSIONS W x H mm	READY FOR SEPARATOR	PACKAGING m / PIECES
ECCP10080B	Cable trunking and cover	100x80	YES (2)	24 m
ECAI10080B	Internal angle	100x80	-	-/10 pcs
ECAE10080B	External angle	100x80	-	-/10 pcs
ECAP10080B	Flat angle	100x80	-	-/10 pcs
ECGU10080B	Straight joint	100x80	-	-/20 pcs
ECTT10080B	End cap	100x80	-	-/20 pcs
ECSSB3	Separation and derivation box	250x250x100	-	1/4 pcs

T-joint is obtained by straight joint "GU"



CABLE TRUNKING SYSTEMS 120x40

MAIN TECHNICAL FEATURES:

- Made of self-extinguishing technopolymer on rigid PVC base.
- Perforated bottom for fixing by screws or plugs.
- Accessories are set onto the trunking with a simple click.
- Protection degree IP 40 only if installed with the proper accessories.
- Standard bar length: 2m.
- Packed in strong cardboard boxes suitable for transport and storage.
- **Colour code: B = white, G = grey.**

CE


WHITE RAL 9001

IP40

GREY RAL 7030

ITEM	DESCRIPTION	DIMENSIONS W x H mm	READY FOR SEPARATOR	PACKAGING m /PIECES
ECCP12040B	Cable trunking and cover	120x40	YES (2)	24 m
ECAI12040B	Internal angle	120x40	-	-/10 pcs
ECAE12040B	External angle	120x40	-	-/10 pcs
ECAP12040B	Flat angle	120x40	-	-/10 pcs
ECGU12040B	Straight joint	120x40	-	-/20 pcs
ECTT12040B	End cap	120x40	-	-/20 pcs
ECSSB2	Separation and derivation box	165x165x75	-	1/5 pcs

T-joint is obtained by straight joint "GU"



CABLE TRUNKING AND DEVICES INSTALLATION SYSTEMS 120x60

MAIN TECHNICAL FEATURES:

- Made of self-extinguishing technopolymer on rigid PVC base.
- Perforated bottom for fixing by screws or plugs.
- Accessories are set onto the trunking with a simple click.
- Protection degree IP 40 only if installed with the proper accessories.
- Standard bar length: 2m.
- Packed in strong cardboard boxes suitable for transport and storage.
- **Colour code: B = white, G = grey.**

CE

WHITE RAL 9001

IP40

GREY RAL 7030

ITEM	DESCRIPTION	DIMENSIONS W x H mm	READY FOR SEPARATOR	PACKAGING m / PIECES
ECCP12060B	Cable trunking and cover	120x60	YES (2)	20 m
ECAI12060B	Internal angle	120x60	-	-/10 pcs
ECAE12060B	External angle	120x60	-	-/10 pcs
ECAP12060B	Flat angle	120x60	-	-/10 pcs
ECGU12060B	Straight joint	120x60	-	-/10 pcs
ECTT12060B	End cap	120x60	-	-/20 pcs
ECKIT120A	Kit adaptor box hole center distance 60/67 mm	120x60	-	1/10 pcs
ECKIT120B	Installation kit for 3 Italian devices - 83,5 mm	120x60	-	1/10 pcs
ECCPB	Blank cover for box hole center distance 83,5 mm	117x80x5	-	5/50 pcs
ECKIT120C	Kit for industrial sockets Suitable for sockets 16A, adaptable for 32A	120x60	-	1/10 pcs
ECSSB2	Separation and derivation box	165x165x75	-	1/5 pcs

T-joint is obtained by straight joint "GU"



CABLE TRUNKING SYSTEMS 120x80

MAIN TECHNICAL FEATURES:

- Made of self-extinguishing technopolymer on rigid PVC base.
- Perforated bottom for fixing by screws or plugs.
- Accessories are set onto the trunking with a simple click.
- Protection degree IP 40 only if installed with the proper accessories.
- Standard bar length: 2m.
- Packed in strong cardboard boxes suitable for transport and storage.
- **Colour code: B = white, G = grey.**

CE


WHITE RAL 9001

IP40

GREY RAL 7030

ITEM	DESCRIPTION	DIMENSIONS W x H mm	READY FOR SEPARATOR	PACKAGING m /PIECES
ECCP12080B	Cable trunking and cover	120x80	YES (2)	16 m
ECAI12080B	Internal angle	120x80	-	-/10 pcs
ECAE12080B	External angle	120x80	-	-/10 pcs
ECAP12080B	Flat angle	120x80	-	-/8 pcs
ECGU12080B	Straight joint	120x80	-	-/10 pcs
ECTT12080B	End cap	120x80	-	-/20 pcs
ECSSB3	Separation and derivation box	250x250x100	-	1/4 pcs

T-joint is obtained by straight joint "GU"



CABLE TRUNKING AND DEVICES INSTALLATION SYSTEMS 150x60

MAIN TECHNICAL FEATURES:

- Made of self-extinguishing technopolymer on rigid PVC base.
- Perforated bottom for fixing by screws or plugs.
- Accessories are set onto the trunking with a simple click.
- Protection degree IP 40 only if installed with the proper accessories.
- Standard bar length: 2m.
- Packed in strong cardboard boxes suitable for transport and storage.
- **Colour code: B = white, G = grey.**

CE



WHITE RAL 9001

IP40

GREY RAL 7030

ITEM	DESCRIPTION	DIMENSIONS W x H mm	READY FOR SEPARATOR	PACKAGING m / PIECES
ECCP15060B	Cable trunking and cover	150x60	YES (4)	16 m
ECAI15060B	Internal angle	150x60	-	-/8 pcs
ECAE15060B	External angle	150x60	-	-/8 pcs
ECAP15060B	Flat angle	150x60	-	-/8 pcs
ECGU15060B	Straight joint	150x60	-	-/10 pcs
ECTT15060B	End cap	150x60	-	-/10 pcs
ECKIT150A	Kit adaptor box hole center distance 60/67 mm	150x60	-	1/5 pcs
ECKIT150B	Installation kit for 3 Italian devices - 83,5 mm	150x60	-	1/5 pcs
ECCPB	Blank cover for box hole center distance 83,5 mm	117x80x5	-	5/50 pcs
ECKIT150C	Kit for industrial sockets Suitable for sockets 16A, adaptable for 32A	150x60	-	1/5 pcs
ECSSB3	Separation and derivation box	250x250x100	-	1/4 pcs

T-joint is obtained by straight joint "GU"



CABLE TRUNKING SYSTEMS 200x60

MAIN TECHNICAL FEATURES:

- Made of self-extinguishing technopolymer on rigid PVC base.
- Perforated bottom for fixing by screws or plugs.
- Accessories are set onto the trunking with a simple click.
- Protection degree IP 40 only if installed with the proper accessories.
- Standard bar length: 2m.
- Packed in strong cardboard boxes suitable for transport and storage.
- **Colour code: B = white, G = grey.**


CE

WHITE RAL 9001

IP40

GREY RAL 7030

ITEM	DESCRIPTION	DIMENSIONS W x H mm	READY FOR SEPARATOR	PACKAGING m /PIECES
ECCP20060B	Cable trunking and cover	200x60	YES (4)	16 m
ECAI20060B	Internal angle	200x60	-	-/5 pcs
ECAE20060B	External angle	200x60	-	-/4 pcs
ECAP20060B	Flat angle	200x60	-	-/8 pcs
ECGU20060B	Straight joint	200x60	-	-/10 pcs
ECTT20060B	End cap	200x60	-	-/10 pcs
ECSSB3	Separation and derivation box	250x250x100	-	1/4 pcs



CABLE TRUNKING SYSTEMS 200x80

MAIN TECHNICAL FEATURES:

- Made of self-extinguishing technopolymer on rigid PVC base.
- Perforated bottom for fixing by screws or plugs.
- Accessories are set onto the trunking with a simple click.
- Protection degree IP 40 only if installed with the proper accessories.
- Standard bar length: 2m.
- Packed in strong cardboard boxes suitable for transport and storage.
- **Colour code: B = white, G = grey.**


CE

WHITE RAL 9001

IP40

GREY RAL 7030

ITEM	DESCRIPTION	DIMENSIONS W x H mm	READY FOR SEPARATOR	PACKAGING m / PIECES
ECCP20080B	Cable trunking and cover	200x80	YES (4)	12 m
ECAI20080B	Internal angle	200x80	-	-/5 pcs
ECAE20080B	External angle	200x80	-	-/4 pcs
ECAP20080B	Flat angle	200x80	-	-/6 pcs
ECGU20080B	Straight joint	200x80	-	-/10 pcs
ECTT20080B	End cap	200x80	-	-/10 pcs
ECSSB3	Separation and derivation box	250x250x100	-	1/4 pcs



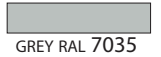
■ HALOGEN FREE CABLE TRUNKINGS SYSTEMS **SERIES CPH**

MAIN TECHNICAL FEATURES:

- Made of halogen free technopolymer according to the Standards EN 50267-2-1, EN 50267-2-2, IEC 60754-1, IEC60754-2.
- Emission limits according to the Standards: HCl, HBr, HF: <0,1%.
- Self-extinguishing according to the Standards UL94 V2 at 1,6 mm.
- Resistance to abnormal heat: up to 960°C (Glow Wire Test, Reference Standard IEC 60695-2-11).
- Dimensional stability between -25° to +90°C.
- Complying with Reference Standards EN 50085-1:2005, EN 50085-2-3-2010.
- Packed in strong cardboard boxes suitable for transport and storage.



IP40




■ Halogen free cable trunking - colour grey RAL 7035

ITEM	DESCRIPTION	DIMENSIONS W x H mm	READY FOR SEPARATOR	PACKAGING m
ECCPH2540	Cable trunking and cover	25x40	-	100
ECCPH2560	Cable trunking and cover	25x60	-	70
ECCPH2580	Cable trunking and cover	25x80	-	56
ECCPH4040	Cable trunking and cover	40x40	-	70
ECCPH4060	Cable trunking and cover	40x60	-	56
ECCPH4080	Cable trunking and cover	40x80	-	40
ECCPH6040	Cable trunking and cover	60x40	-	50
ECCPH6060	Cable trunking and cover	60x60	-	32
ECCPH6080	Cable trunking and cover	60x80	-	36
ECCPH8040	Cable trunking and cover	80x40	YES (2)	40
ECCPH8060	Cable trunking and cover	80x60	YES (2)	28
ECCPH8080	Cable trunking and cover	80x80	YES (2)	30
ECCPH10040	Cable trunking and cover	100x40	YES (2)	28
ECCPH10060	Cable trunking and cover	100x60	YES (2)	20
ECCPH10080	Cable trunking and cover	100x80	YES (2)	24
ECCPH12040	Cable trunking and cover	120x40	YES (2)	24
ECCPH12060	Cable trunking and cover	120x60	YES (2)	20
ECCPH12080	Cable trunking and cover	120x80	YES (2)	16

■ Spare cover for halogen free cable trunking - colour grey RAL 7035

ITEM	DIMENSIONS W mm	PACKAGING m
ECCR25HG	for trunkings W = 25 mm	100
ECCR40HG	for trunkings W = 40 mm	100
ECCR60HG	for trunkings W = 60 mm	100
ECCR80HG	for trunkings W = 80 mm	100
ECCR100HG	for trunkings W = 100 mm	60
ECCR120HG	for trunkings W = 120 mm	80



45x45 DEVICE INSTALLATION TRUNKING SYSTEMS SERIES KUADRA

MAIN TECHNICAL FEATURES:

- 45x45mm device installation trunking – 1 compartment.
- Made of self-extinguishing technopolymer on rigid PVC base.
- Shock resistance: IK08 (shocks up to 6J).
- Perforated bottom for fixing by screws or plugs.
- Accessories are set onto the trunking with a simple click.
- Protection degree IP 40 only if installed with the proper accessories.
- Standard bar length: 2m.
- Packed in strong cardboard boxes suitable for transport and storage.

CE

IP40


WHITE RAL 9001

Trunking 90x55 - for cables and 45x45 mm standard devices

ITEM	DESCRIPTION - USEFUL SECTION	DIMENSIONS W x H mm	READY FOR SEPARATOR	PACKAGING m / PIECES
EC2209055	Trunking and cover 1 compartment - 4.003 mm ²	90x55	YES (2)	24 m
EC220AI9055	Variable internal angle	90x55	-	1/10 pcs
EC220AE9055	Variable external angle	90x55	-	1/10 pcs
EC220AP9055	Flat angle	90x55	-	1/10 pcs
EC220GU9055	Straight joint	-	-	10/50 pcs
EC220GC45	Cover joint	45	-	5/50 pcs
EC220GA45	Cover/ Device joint	45	-	5/50 pcs
EC220TT9055	End cap	90x55	-	2/10 pcs
ECSSB2	Separation and derivation box	165x165x75	-	1/5 pcs
ECSESB	Separator	-	-	50 m
EC220CC45	Additional cover	45	-	50 m
EC220CC25	Bottom cover for double insulation	25x100	-	50 pz.



improved



AI



AE



AP



GU



GC



GA



TT



SSB



SES



CC45



CC25

**KUADRA
SYSTEM**

45x45 DEVICE INSTALLATION TRUNKING SYSTEMS **SERIES KUADRA**

MAIN TECHNICAL FEATURES:

- 45x45mm device installation trunking – 2 compartments.
- Made of self-extinguishing technopolymer on rigid PVC base.
- Shock resistance: IK08 (shocks up to 6J).
- Perforated bottom for fixing by screws or plugs.
- Accessories are set onto the trunking with a simple click.
- Protection degree IP 40 only if installed with the proper accessories.
- Standard bar length: 2m.
- Packed in strong cardboard boxes suitable for transport and storage.

CE

IP40

WHITE RAL 9001

Trunking 135x55 with 2 compartments - for cables and 45x45 mm standard devices

ITEM	DESCRIPTION - USEFUL SECTION	DIMENSIONS W x H mm	READY FOR SEPARATOR	PACKAGING m / PIECES
EC22013555-2	Trunking and cover 2 compartments -6.193 mm ²	135x55	YES (4)	16 m
EC220AI13555	Variable internal angle	135x55	-	1/10 pcs
EC220AE13555	Variable external angle	135x55	-	1/8 pcs
EC220AP13555	Flat angle	135x55	-	1/8 pcs
EC220GU9055	Straight joint	-	-	10/50 pcs
EC220GC45	Cover joint	45	-	5/50 pcs
EC220GA45	Cover/ Device joint	45	-	5/50 pcs
EC220TT13555	End cap	135x55	-	2/10 pcs
ECSSB3	Separation and derivation box	250x250x100	-	1/4 pcs
ECSESB	Separator	-	-	50 m
EC220CC45	Additional cover	45	-	50 m
EC220CC25	Bottom cover for double insulation	25x100	-	50 pz.



improved



AI




AE



AP



GU



GC



GA



TT




SSB



SES



CC45



CC25

**KUADRA
SYSTEM**

45x45 DEVICE INSTALLATION TRUNKING SYSTEMS SERIES KUADRA

MAIN TECHNICAL FEATURES:

- 45x45mm device installation trunking – 3 compartments.
- Made of self-extinguishing technopolymer on rigid PVC base.
- Shock resistance: IK08 (shocks up to 6J).
- Perforated bottom for fixing by screws or plugs.
- Accessories are set onto the trunking with a simple click.
- Protection degree IP 40 only if installed with the proper accessories.
- Standard bar length: 2m.
- Packed in strong cardboard boxes suitable for transport and storage.

CE

IP40

WHITE RAL 9001

Trunking 165x55 with 3 compartments - for cables and 45x45 mm standard devices

ITEM	DESCRIPTION - USEFUL SECTION	DIMENSIONS W x H mm	READY FOR SEPARATOR	PACKAGING m / PIECES
EC22016555-3	Trunking and cover 3 compartments - 7544 mm ²	165x55	YES (6)	16 m
EC220AI16555	Variable internal angle	165x55	-	1/10 pcs
EC220AE16555	Variable external angle	165x55	-	1/8 pcs
EC220AP16555	Flat angle	165x55	-	1/8 pcs
EC220GU16555	Straight joint	165x55	-	10/50 pcs
EC220GC45	Cover joint	45	-	5/50 pcs
EC220GA45	Cover/ Device joint	45	-	5/50 pcs
EC220TT16555	End cap	165x55	-	2/10 pcs
ECSSB3	Separation and derivation box	250x250x100	-	1/4 pcs
ECSESB	Separator	-	-	50 m
EC220CC45	Additional cover	45	-	50 m
EC220CC25	Bottom cover for double insulation	25x100	-	50 pz.



improved



**KUADRA
SYSTEM**

60x60 DEVICE INSTALLATION TRUNKING SYSTEMS **SERIES BR**

MAIN TECHNICAL FEATURES:

- 60x60mm device installation trunking.
- Made of self-extinguishing technopolymer on rigid PVC base.
- Shock resistance: IK08 (shocks up to 6J).
- Perforated bottom for fixing by screws or plugs.
- Accessories are set onto the trunking with a simple click.
- Protection degree IP 40 only if installed with the proper accessories.
- Standard bar length: 2m.
- Packed in strong cardboard boxes suitable for transport and storage.



IP40

WHITE RAL 9001

Trunking 110x60 - 135x65 - for cables and 60x60 mm standard devices

ITEM	DESCRIPTION - USEFUL SECTION	DIMENSIONS W x H mm	PACKAGING m / PIECES
ECBR11060B	Trunking and cover - 5.702 mm ²	110x60	20 m
ECBR13065B	Trunking and cover - 7.452 mm ²	130x65	12 m
ECBRC80B	Spare cover	80	100 m
ECBRAI11060B	Internal angle 110x60	110x60	1 pcs
ECBRAI13065B	Internal angle 130x65	130x65	1 pcs
ECBRAE11060B	External angle 110x60	110x60	1 pcs
ECBRAE13065B	External angle 130x65	130x65	1 pcs
ECBRTT11060B	End cap 110x60	110x60	10 pcs
ECBRTT13065B	End cap 130x65	130x65	10 pcs
ECBRS1	Adaptor box 60x60 mm - 1 standard device	71x71x50	50 pcs
ECBRS2	Adaptor box 60x60 mm - 2 standard device	142x71x50	25 pcs

The boxes BRS1 and BRS2 can be mounted on both trunkings and are suitable to be joined together in order to obtain a 3-gang box.





ECBRAI



ECBRAE



ECBRTT



ECBRS

CABLE TRUNKING SYSTEMS DIN PITCH- 12,5 mm **SERIES CP**

MAIN TECHNICAL FEATURES:

- Made of self-extinguishing technopolymer on rigid PVC base.
- Perforated bottom for fixing by screws or plugs.
- Dimensions of DIN pitch 12,5mm.
- Standard bar length: 2m.
- Packed in strong cardboard boxes suitable for transport and storage.
- **Colour code: B = white, G = grey.**

CE

WHITE RAL 9001

IP40

GREY RAL 7030

Cable trunking DIN pitch 12,5 mm

ITEM	DIMENSIONS W x H mm	READY FOR SEPARATOR	SECTION mm ²	PACKAGING m
ECCP5050B	50x50	NO	2076	24
ECCP7550B	75x50	YES (2)	3125	40
ECCP5050G	50x50	NO	2076	24
ECCP7550G	75x50	YES (2)	3125	40



WALL MOUNTING WHITE MODULAR ENCLOSURES SERIES 600

MAIN TECHNICAL FEATURES:

- Reversible door made of smoky grey polycarbonate.
- Suitable for housing the brass terminals.
- Suitable for plumbing of the cover.
- Galvanized steel DIN rail already mounted.
- Lid for unused modules.
- Self-adhesive label to identify the different circuit.
- Screw caps for double insulation.

CE

IP40

WHITE RAL 9001

To be used in combination with the trunkings

ITEM	EXTERNAL DIMENSIONS W x H x D mm	MODULE NR. (17,5 mm)	POWER LOSS (Watt) EN 60670-24	PACKAGING PIECES
EC60004B	150x170x100	4	22	1/22
EC60008B	200x180x100	8	14	1/15
EC60012B	280x220x100	12	21	1/8
EC60018B	400x265x130	18	24	-/1
EC60024B	280x350x100	24 (2x12)	30	-/1
EC60036B	400x400x130	36 (2x18)	47	-/1
EC60054B	400x600x130	54 (3x18)	72	-/1
EC60072B	420x885x150	85	-/1	

Available with solid white door on request



EC60004B

EC60008B

EC60012B

EC60018B

EC60024B

EC60036B

EC60054B

EC60072B

INSTALLATION INSTRUCTIONS FOR THE CABLE TRUNKING SYSTEMS




To install the minitrunkings or the cable trunkings on walls or ceilings, or in any case on non-conducting surfaces, it is strongly recommended using expanding plugs (our item TC), minimum diameter 4mm and maximum diameter 6mm with their screws, or steel nails, minimum 30cm and maximum 70cm one from the other. Always fix the trunking close to the accessories. To anchor the trunking to metallic walls not connected to the earthing circuit or in any case to conducting surfaces, it is suggested employing a silicone adhesive or a common mastic, easy to find on the market; taking into account that the indications for use must be carefully followed.

For not particularly hard uses it is suggested to install the trunkings by a double-sided adhesive tape, so that the installation turns out to be easier and quicker. Before proceeding please verify the holding of the adhesive tape on a test sample, which must be smooth and clean.


To cut the trunking and its cover please use a fine toothed hacksaw.

To change direction please use our accessories with the same dimension as the trunking, as indicated in our catalogue and according to the indications of the reference Standards EN50085-1, EN50085-2-1.



Once the trunking has been fixed to the wall, the separators, the junction and/or device boxes have been installed and the wiring has been done, the cover can be mounted on the bottom with a simple click; if necessary cut the lid in order to hook the accessories (placed as indicated below) on to the trunking.

In order to gain the correct protection degree IP, the accessories must be fixed to the trunking by securing the tang of the end cap to the trunking through the passing screw and by sticking the accessories for the change of direction to the trunking bottom with a silicon mastic.




Internal angle

External angle

Flat angle


Separation box for trunkings with separators



T-joint



Straight joint




End cap

USEFUL SECTION OF THE MINITRUNKINGS AND TRUNKINGS SERIES MC - CP

ITEM	DESCRIPTION	SECTION mm ²	CABLE TYPE HO7-U/R/K			
			1	mm ² 1,5	2,5	4
ECMC2010	Minitrunking 1 compartment dim. 20x10 mm	126	12	9	6	4
ECMC2210-1	Minitrunking 1 compartment dim. 22x10 mm	128	12	9	6	4
ECMC2210	Minitrunking 2 compartments dim. 22x10 mm	126	12	9	6	4
ECMC3010-1	Minitrunking 1 compartment dim. 30x10 mm	174	17	12	9	6
ECMC3010	Minitrunking 2 compartments dim. 30x10 mm	172	16	12	9	6
ECMC4010	Minitrunking 3 compartments dim. 40x10 mm	220	21	16	11	7
ECMC1517	Minitrunking 1 compartment dim. 15x17 mm	168	16	12	8	6
ECMC2517	Minitrunking 1 compartment dim. 25x17 mm	249	24	18	12	8
ECMC4017-1	Minitrunking 1 compartment dim. 40x17 mm	418	40	30	21	14
ECMC4017	Minitrunking 2 compartments dim. 40x17 mm	416	40	30	21	14
ECMC6017	Minitrunking 3 compartments dim. 60x17 mm	685	65	49	34	23
ECMC5020	Minitrunking 1 compartment dim. 50x20 mm	625	60	45	31	21
ECMC5020-1	Minitrunking 2 compartments dim. 50x20 mm	620	59	44	31	21
ECMC5020-2	Minitrunking 3 compartments dim. 50x20 mm	615	59	44	31	21
ECMC2525	Minitrunking 1 compartment dim. 25x25 mm	480	46	34	24	16
ECMC4025	Minitrunking 1 compartment dim. 40x25 mm	752	72	54	38	25
ECMC1515B	Minitrunking 1 compartment dim. 15x15 mm	148	14	10	7	4
ECMC1818B	Minitrunking 1 compartment dim. 18x18 mm	210	18	13	9	5
ECMC2020B	Minitrunking 1 compartment dim. 20x20 mm	264	24	17	12	7
ECMC3015B	Minitrunking 1 compartment dim. 30x15 mm	283	26	19	13	7
ECMC3030B	Minitrunking 1 compartment dim. 30x30 mm	652	62	46	32	17
ECCP2540	Cable trunking with cover dim. 25x40 mm	760	72	54	38	25
ECCP2560	Cable trunking with cover dim. 25x60 mm	1100	105	79	55	37
ECCP2580	Cable trunking with cover dim. 25x80 mm	1520	145	109	76	51
ECCP4040	Cable trunking with cover dim. 40x40 mm	1214	116	87	61	40
ECCP4060	Cable trunking with cover dim. 40x60 mm	1950	186	139	98	65
ECCP4080	Cable trunking with cover dim. 40x80 mm	2530	241	181	127	84
ECCP40100	Cable trunking with cover dim. 40x100 mm	3110	296	222	156	104
ECCP5050	Cable trunking with cover dim. 50x50 mm	2076	198	148	104	69
ECCP6040	Cable trunking with cover dim. 60x40 mm	1930	184	138	97	64
ECCP6060	Cable trunking with cover dim. 60x60 mm	3046	290	218	152	102
ECCP6080	Cable trunking with cover dim. 60x80 mm	4215	401	301	211	141
ECCP60100	Cable trunking with cover dim. 60x100 mm	5332	508	381	267	178
ECCP7550	Cable trunking with cover dim. 75x50 mm	3125	296	222	156	104
ECCP8040	Cable trunking with cover dim. 80x40 mm	2530	241	181	127	84
ECCP8060	Cable trunking with cover dim. 80x60 mm	4202	400	300	210	140
ECCP8080	Cable trunking with cover dim. 80x80 mm	5620	535	401	281	187
ECCP80100	Cable trunking with cover dim. 80x100 mm	7064	673	505	353	235
ECCP10040	Cable trunking with cover dim. 100x40 mm	3316	316	237	166	111
ECCP10060	Cable trunking with cover dim. 100x60 mm	5236	499	374	262	175
ECCP10080	Cable trunking with cover dim. 100x80 mm	7156	682	511	358	239
ECCP100100	Cable trunking with cover dim. 100x100 mm	8980	855	641	449	299
ECCP12040	Cable trunking with cover dim. 120x40 mm	4040	385	289	202	135
ECCP12060	Cable trunking with cover dim. 120x60 mm	6340	604	453	317	211
ECCP12080	Cable trunking with cover dim. 120x80 mm	8640	823	617	432	288
ECCP15060	Cable trunking with cover dim. 150x60 mm	7738	737	553	387	258
ECCP20060	Cable trunking with cover dim. 200x60 mm	10278	979	734	514	343
ECCP20080	Cable trunking with cover dim. 200x80 mm	14278	1360	1020	714	476

CHOICE TABLES FOR CABLE TRUNKING SYSTEMS



ITEM						ITEM		
DIMENSIONS WxH mm	TRUNKING AND COVER	SEPARATOR	COMPARTMENT NR.	SECTION mm ²	PACKAGING m	CABLE RETAINER	INTERNAL ANGLE	EXTERNAL ANGLE
25x40	ECCP2540B	NO	-	760	100	-	-	-
25x60	ECCP2560B	NO	-	1100	70	-	-	-
25x80	ECCP2580B	NO	-	1520	56	-	-	-
40x40	ECCP4040B	NO	-	1214	70	ECCO4040	ECAI4040B	ECAE4040B
40x60	ECCP4060B	NO	-	1950	56	ECCO4060	-	-
40x80	ECCP4080B	NO	-	2530	40	ECCO4080	-	-
40x100	ECCP40100B	NO	-	3110	32	ECCO40100	-	-
50x50	ECCP5050B	NO	-	2076	24	-	-	-
60x40	ECCP6040B	NO	-	1930	50	ECCO6040	ECAI6040B	ECAE6040B
60x60	ECCP6060B	NO	-	3046	32	ECCO6060	ECAI6060B	ECAE6060B
60x80	ECCP6080B	NO	-	4215	36	ECCO6080	-	-
60x100	ECCP60100B	NO	-	5332	24	ECCO60100	-	-
75x50	ECCP7550B	ECSESB	2	3125	40	-	-	-
80x40	ECCP8040B	ECSESB	2	2530	40	ECCO8040	ECAI8040B	ECAE8040B
80x60	ECCP8060B	ECSESB	2	4202	28	ECCO8060	ECAI8060B	ECAE8060B
80x80	ECCP8080B	ECSESB	2	5620	30	ECCO8080	ECAI8080B	ECAE8080B
80x100	ECCP80100B	ECSESB	2	7064	24	ECCO80100	-	-
100x40	ECCP10040B	ECSESB	2	3316	28	ECCO10040	ECAI10040B	ECAE10040B
100x60	ECCP10060B	ECSESB	2	5236	20	ECCO10060	ECAI10060B	ECAE10060B
100x80	ECCP10080B	ECSESB	2	7156	24	ECCO10080	ECAI10080B	ECAE10080B
100x100	ECCP100100B	ECSESB	2	8980	16	ECCO100100	-	-
120x40	ECCP12040B	ECSESB	2	4040	24	ECCO12040	ECAI12040B	ECAE12040B
120x60	ECCP12060B	ECSESB	2	6340	20	ECCO12060	ECAI12060B	ECAE12060B
120x80	ECCP12080B	ECSESB	2	8640	16	ECCO12080	ECAI12080B	ECAE12080B
150x60	ECCP15060B	ECSESB	4	7738	16	ECCO150	ECAI15060B	ECAE15060B
200x60	ECCP20060B	ECSESB	4	10278	16	ECCO200	ECAI20060B	ECAE20060B
200x80	ECCP20080B	ECSESB	4	14278	12	ECCO200	ECAI20080B	ECAE20080B

CHOICE TABLES FOR WALL MOUNTING MODULAR ENCLOSURE SERIES 600 (for further information see page 245)


ITEM	EC60004B	EC60008B	EC60012B	EC60018B	EC60024B	EC60036B	EC60054B	EC60072B
	EXTERNAL DIM. W x H x D mm	150x70x100	200x180x100	280x220x100	400x265x130	280x350x100	400x400x130	400x600x130



ITEM								
FLAT ANGLE	STRAIGHT JOINT	T-JOINT	END CAP	KIT 3 ITALIAN DEVICES	BLANK COVER	KIT CENTRE HOLE 60/67 mm	KIT INDUSTRIAL SOCKETS	SEPARATOR BOX
-	-	-	-	-	-	-	-	ECSSB2
-	-	-	-	-	-	-	-	ECSSB2
-	-	-	-	-	-	-	-	ECSSB3
ECAP4040B	ECGU4040B	ECT4040B	ECTT4040B	-	-	-	-	ECSSB2
-	-	-	-	-	-	-	-	ECSSB2
-	-	-	-	-	-	-	-	ECSSB3
-	-	-	-	-	-	-	-	-
-	-	-	-	-	-	-	-	ECSSB2
ECAP6040B	ECGU6040B	ECT6040B	ECTT6040B	-	-	-	-	ECSSB2
ECAP6060B	ECGU6060B	ECT6060B	ECTT6060B	-	-	-	-	ECSSB2
-	-	-	-	-	-	-	-	ECSSB3
-	-	-	-	-	-	-	-	-
-	-	-	-	-	-	-	-	ECSSB3
ECAP8040B	ECGU8040B	-	ECTT8040B	-	-	-	-	ECSSB2
ECAP8060B	ECGU8060B	-	ECTT8060B	ECKIT80B	ECCPB	-	-	ECSSB2
ECAP8080B	ECGU8080B	-	ECTT8080B	-	-	-	-	ECSSB3
-	-	-	-	-	-	-	-	-
ECAP10040B	ECGU10040B	-	ECTT10040B	-	-	-	-	ECSSB2
ECAP10060B	ECGU10060B	-	ECTT10060B	ECKIT100B	ECCPB	ECKIT100A	ECKIT100C	ECSSB2
ECAP10080B	ECGU10080B	-	ECTT10080B	-	-	-	-	ECSSB3
-	-	-	-	-	-	-	-	-
ECAP12040B	ECGU12040B	-	ECTT12040B	-	-	-	-	ECSSB2
ECAP12060B	ECGU12060B	-	ECTT12060B	ECKIT120B	ECCPB	ECKIT120A	ECKIT120C	ECSSB2
ECAP12080B	ECGU12080B	-	ECTT12080B	-	-	-	-	ECSSB3
ECAP15060B	ECGU15060B	-	ECTT15060B	ECKIT150B	ECCPB	ECKIT150A	ECKIT150C	ECSSB3
ECAP20060B	ECGU20060B	-	ECTT20060B	-	-	-	-	ECSSB3
ECAP20080B	ECGU20080B	-	ECTT20080B	-	-	-	-	ECSSB3

The trunkings are supplied in the standard length of 2 mt ± 5 mm.

TRUNKING SYSTEMS FOR AIR CONDITIONING INSTALLATION



SPLIT system

MAIN TECHNICAL FEATURES

Material: technopolymer on rigid PVC base, self-extinguishing V0 (UL94) and high resistant to UV rays.

Standard colours: white RAL 9001.

System protection degree: IP40 (trunking + accessories).

Resistance to mechanical shocks: IK 08 (shocks up to 6J).

Resistance to heat in continuous use: up to +70° C.

Resistance to abnormal heat: up to 650° C (Glow Wire Test, Reference Standard IEC 60695-2-11).


Insulation resistance: > 100MΩ.

Installation temperature range: minimum -5° C, maximum +60° C.

Standard length: 2 mt bars.

Products meeting the essential requirements of L.V.D. 2014/35/UE.

Products in compliance with RoHS II - 2011/65/UE directive.



Trunking systems for air conditioning installation
Series SPLIT System
page 100



Accessories for air conditioning installation
page 105

MAIN TECHNICAL FEATURES

Perfectly symmetric trunking base: there isn't any top or bottom to pay attention to during the installation




Available in 5 different dimensions to choose the most suitable size

The particular closing system allows to shut the trunking perfectly



Perforated bottom for a quicker and more precise installation

The range of accessories for the change of direction permit to carry out any configuration



Wrap-around cover without edges; functional modern design

The conduit retainers can be set into the trunking with a simple click.



Arrangement boxes for a complete product assortment

The range of air conditioning trunking system is manufactured with technopolymer on rigid PVC base, self-extinguishing and resistant to UV rays, for a long-lasting life and a stability of the white colour RAL 9001, which can be perfectly combined with any cooling unit available on the market. Super The wide and complete range of accessories permits to make the trunking system, whether it is installed on the wall or on the ceiling, perfectly adherent to the


project layout, carrying out in this way the installation of the technical ducts, the electrical supply and the condensate draining. The particularly wrapping-around trunking section supports and accompanies the ducts and, thanks to the retainers, grants their correct positioning. The wrap-around lid fully covers the trunking section and thanks to the peculiar hooking profile of the bottom assures a perfect

closure without any further fastening or gluing systems. The accessories for the change of direction are set on the trunking with a simple click and wrap the cover around for a great technical result and a nice outlook, without visible cuts and joints, making the closing in the joining points stronger. The arrangement boxes and the spiral flexible conduits for condensate draining perfectly fit so that everything is ready for the installation works.

mounting examples



SPLIT system



SPLIT system

COMPONENTS OF TRUNKING SYSTEMS FOR AIR CONDITIONING INSTALLATION

The trunking system for air conditioning installations are composed of the trunking, the accessories for the change of direction, the joining and the derivation, that, together with the supports form a complete system for any installation need.

The accessories for the change of direction are set directly on the trunking with a click.

TRUNKING WITH WRAP-AROUND COVER

MADE OF SELF-EXTINGUISHING TECHNO-POLYMER RESISTANT TO UV RAYS



90° INTERNAL ANGLE FOR CHANGE OF DIRECTION



90° EXTERNAL ANGLE FOR CHANGE OF DIRECTION



90° FLAT ANGLE FOR CHANGE OF DIRECTION



STRAIGHT JOINT FOR TRUNKING TRACKS



T JOINT ON THE SAME LEVEL



END CAP



WALL THROUGH STRAIGHT JOINT



WALL THROUGH BENT JOINT



FLEXIBLE SPIRAL CONDUIT

FOR CONDENSATE DRAINING



CONDUIT RETAINER



ARRANGEMENT BOX AND UNIVERSAL FITTING

FOR SYSTEM ARRANGMENT AND CONDENSATE DRAINING



FLOOR SUPPORT

TO INSTALL THE EXTERNAL COOLING UNIT ON THE FLOOR



TRUNKING SYSTEMS 60x40

MAIN TECHNICAL FEATURES:


- Made of self-extinguishing technopolymer on rigid PVC base.
- Perforated bottom for fixing by screws or plugs.
- Accessories are set onto the trunking with a simple click.
- Protection degree IP 40 only if installed with the proper accessories.
- Standard bar length: 2m.
- Packed in strong cardboard boxes suitable for transport and storage.

CE

IP40

WHITE RAL 9001

ITEM	DESCRIPTION	PACKAGING m / PIECES
EC9006040	Duct for air conditioned installation - section 1920 mm ²	30 m
EC9106040	Internal angle	-/10 pcs
EC9206040	External angle	-/10 pcs
EC9306040	Flat angle	-/10 pcs
EC9406040	Straight joint	-/20 pcs
EC9506040	T-joint	-/10 pcs
EC9606040	End cap	-/20 pcs
EC9706040	Wall through straight joint	-/20 pcs
EC9806040	Wall through bent joint	-/10 pcs
EC9036040	Conduit retainer	-/30 pcs



TRUNKING SYSTEMS 70x55

MAIN TECHNICAL FEATURES:



- Made of self-extinguishing technopolymer on rigid PVC base.
- Perforated bottom for fixing by screws or plugs.
- Accessories are set onto the trunking with a simple click.
- Protection degree IP 40 only if installed with the proper accessories.
- Standard bar length: 2m.
- Packed in strong cardboard boxes suitable for transport and storage.

CE

IP40

WHITE RAL 9001

ITEM	DESCRIPTION	PACKAGING m / PIECES
EC9007055	Duct for air conditioned installation - section 3147 mm ²	24 m
EC9107055	Internal angle	-/10 pcs
EC9207055	External angle	-/10 pcs
EC9307055	Flat angle	-/10 pcs
EC9407055	Straight joint	-/20 pcs
EC9507055	T-joint	-/10 pcs
EC9607055	End cap	-/20 pcs
EC9707055	Wall through straight joint	-/20 pcs
EC9807055	Wall through bent joint	-/10 pcs



TRUNKING SYSTEMS 80x60

MAIN TECHNICAL FEATURES:



- Made of self-extinguishing technopolymer on rigid PVC base.
- Perforated bottom for fixing by screws or plugs.
- Accessories are set onto the trunking with a simple click.
- Protection degree IP 40 only if installed with the proper accessories.
- Standard bar length: 2m.
- Packed in strong cardboard boxes suitable for transport and storage.

CE

IP40

WHITE RAL 9001

ITEM	DESCRIPTION	PACKAGING m / PIECES
EC9008060	Duct for air conditioned installation - section 3910 mm ²	16 m
EC9108060	Internal angle	-/10 pcs
EC9208060	External angle	-/10 pcs
EC9308060	Flat angle	-/10 pcs
EC9408060	Straight joint	-/20 pcs
EC9508060	T-joint	-/10 pcs
EC9608060	End cap	-/20 pcs
EC9708060	Wall through straight joint	-/20 pcs
EC9808060	Wall through bent joint	-/10 pcs
EC9038060	Conduit retainer	-/30 pcs



TRUNKING SYSTEMS 90x65

MAIN TECHNICAL FEATURES:


- Made of self-extinguishing technopolymer on rigid PVC base.
- Perforated bottom for fixing by screws or plugs.
- Accessories are set onto the trunking with a simple click.
- Protection degree IP 40 only if installed with the proper accessories.
- Standard bar length: 2m.
- Packed in strong cardboard boxes suitable for transport and storage.

CE

IP40

WHITE RAL 9001

ITEM	DESCRIPTION	PACKAGING m / PIECES
EC9009065	Duct for air conditioned installation - section 4877 mm ²	16 m
EC9109065	Internal angle	-/10 pcs
EC9209065	External angle	-/10 pcs
EC9309065	Flat angle	-/10 pcs
EC9409065	Straight joint	-/20 pcs
EC9509065	T-joint	-/10 pcs
EC9609065	End cap	-/20 pcs
EC9709065	Wall through straight joint	-/20 pcs
EC9809065	Wall through bent joint	-/10 pcs



TRUNKING SYSTEMS 100x60

MAIN TECHNICAL FEATURES:


- Made of self-extinguishing technopolymer on rigid PVC base.
- Perforated bottom for fixing by screws or plugs.
- Accessories are set onto the trunking with a simple click.
- Protection degree IP 40 only if installed with the proper accessories.
- Standard bar length: 2m.
- Packed in strong cardboard boxes suitable for transport and storage.

CE

IP40



ITEM	DESCRIPTION	PACKAGING m / PIECES
EC90010060	Duct for air conditioned installation - section 5120 mm ²	16 m
EC91010060	Internal angle	-/10 pcs
EC92010060	External angle	-/10 pcs
EC93010060	Flat angle	-/10 pcs
EC94010060	Straight joint	-/20 pcs
EC95010060	T-joint	-/10 pcs
EC96010060	End cap	-/20 pcs
EC97010060	Wall through straight joint	-/20 pcs
EC98010060	Wall through bent joint	-/10 pcs



ACCESSORI SISTEMI DI CANALIZZAZIONI

MAIN TECHNICAL FEATURES:

- Made of self-extinguishing rigid technopolymer.
- Max load 140 kg.
- Packed in strong cardboard boxes suitable for transport and storage.

CE

WHITE RAL 9001

External cooling unit floor support, with M8/10x25 fixing bolts, nuts and washers

ITEM	DIMENSIONS W x H mm	LENGHT mm	PACKAGING PIECES
EC90401	Floor support 90x80	350	-/24
EC90402	Floor support 90x80	450	-/24
EC90403	End cap for support 90x80	-	-/24
EC90411	Floor support 105x75	420	-/24



EC90401 - EC90402



EC90403



EC90411

ACCESSORIES FOR TRUNKING SYSTEMS

MAIN TECHNICAL FEATURES:

- Made of self-extinguishing rigid technopolymer.
- Packed in strong cardboard boxes suitable for transport and storage.

CE



Flexible spiral conduit for condensate draining - classification 1111

ITEM	DESCRIPTION Ø INT. / Ø EXT. mm	PACKAGING m / PALLET
EC990GFE16	Flexible spiral conduit Ø 16 / Ø 20,2	30/4050
EC990GFE18	Flexible spiral conduit Ø 18 / Ø 22,2	30/3360
EC990GFE20	Flexible spiral conduit Ø 20 / Ø 24,2	30/3360

Arrangement box for condensate draining left-right adjustable


ITEM	DESCRIPTION DIMENSIONS mm	PACKAGING PIECES
EC90201	Arrangement box for condensate draining dimensions 455x100x65	1/20

Universal fitting for condensate draining conduit

ITEM	DESCRIPTION Ø TUBO mm	PACKAGING PIECES
EC901Y	"Y" Universal fitting Ø16/18/20	-/20



EC990GFE



EC90201



EC901Y

CHOICE TABLES FOR TRUNKING SYSTEMS FOR AIR CONDITIONING INSTALLATION



DIMENSIONS W x H mm	ITEM				
	DUCT AND COVER	INTERNAL ANGLE	EXTERNAL ANGLE	FLAT ANGLE	STRAIGHT JOINT
60x40	EC9006040	EC9106040	EC9206040	EC9306040	EC9406040
70x55	EC9007055	EC9107055	EC9207055	EC9307055	EC9407055
80x60	EC9008060	EC9108060	EC9208060	EC9308060	EC9408060
90x65	EC9009065	EC9109065	EC9209065	EC9309065	EC9409065
100x60	EC90010060	EC91010060	EC92010060	EC93010060	EC94010060



DIMENSIONS W x H mm	ITEM				
	T-JOINT	END CAP	WALL THROUGH STRAIGHT JOINT	WALL THROUGH BENT JOINT	CONDUIT RETAINER
60x40	EC9506040	EC9606040	EC9706040	EC9806040	EC9036040
70x55	EC9507055	EC9607055	EC9707055	EC9807055	-
80x60	EC9508060	EC9608060	EC9708060	EC9808060	EC9038060
90x65	EC9509065	EC9609065	EC9709065	EC9809065	-
100x60	EC95010060	EC96010060	EC97010060	EC98010060	-


CHOICE TABLES FOR FLOOR SUPPORTS FOR EXTERNAL COOLING UNITS



DIMENSIONS W x H mm	ITEM			
	LENGTH 350 mm	LENGTH 420 mm	LENGTH 450 mm	END CAP
90x80	EC90401	-	EC90402	EC90403
115x75	-	EC90411	-	-

The trunkings are supplied in the standard length of 2 mt ± 5 mm.

SLOTTED TRUNKINGS



MAIN TECHNICAL FEATURES

Material: technopolymer on rigid PVC base, self-extinguishing V0 (UL94) and high resistant to UV rays.

Standard colours: grey RAL 7030, grey RAL 7035, white RL 9001 on request.

Resistance to mechanical shocks IK 07 (shocks up to 2 J).

Resistance to heat in continuous use: up to +70° C.

Resistance to abnormal heat: up to 650° C (Glow Wire Test, Reference Standard IEC 60695-2-11).

Insulation resistance: > 100MΩ.

Dielectric voltage > 3.000 V.

Perforated bottom according to the Standard DIN 43659.

Installation temperature range: minimum -5° C, maximum +60° C.


Standard length: 2 mt bars.

Double break line to remove only one slot or th whole trunking wall fast and easily.

Reference Standards: EN 50085-1:2005 + A1:2013, EN 50085-2-3:2010, UL 1565 ED.4.

Products meeting the essential requirements of L.V.D. 2014/35/UE.

Products in compliance with RoHS II - 2011/65/UE directive.



Slotted trunkings type A
page 114




Slotted trunkings type S
page 116



Halogen free Slotted
trunkings type SH
page 118

HALOGEN
Free




Accessories for slotted trunkings
Series CO - Series 460
page 120



Cutting machine
Series ADC
page 120



Pre-cut trunkings
Series P
page 121




Flexible slotted
trunkings Series 234
page 121



Spiral wraps
Series P / PA / PN
page 122

MAIN TECHNICAL FEATURES

Narrow slots
4/6/4




Product complying
with the Reference
Standard
EN 50085-2-3

Perforated bottom
according to the
Standard DIN
43659 for a quick
fixing by rivets

Cable retaining
profile for the 80
and 100 mm
high trunkings.

Wide slots
8/12/8



Available also in
the halogen free
version with a low
emission of
smokes

The range of slotted trunkings is manufactured with two different raw materials: the standard product is made up of self-extinguishing and UV-resistant technopolymer on rigid PVC base; the halogen free product is made up of special halogen free raw material according to the Standards EN 50267-2-1, EN 50267-2-2, IEC 60754-1, IEC 60754-2.

The standard version can be supplied in colour grey RAL 7030 and, on request, in white RAL 9001, while the halogen free version is available only in RAL 7035 for an easy and quick

product identification.

The slotted trunkings are mainly used to assemble automation and control electrical cabinets, boards for telecommunication and control electrical panels aboard a machine. In all these applications the following products can be used: flexible slotted trunkings series 234 with screw or adhesive fixing, our rails DIN EN50022 in two different heights 7,5mm and 15mm, as well as the spiral wraps.

The slotted trunkings are available in six widths, 25, 40, 60, 80, 100 and 120mm, and in 5 heights, 25, 40, 60, 80 and


100mm, for totally 24 sizes, available in two different types, with narrow slots and with wide slots.

From the dimension 80x40 the inner space can be divided in some compartments by the proper sectionable separator, which is fixed to the bottom without any screws.


The fully rounded slot profile assures the total safety both for the operator and for the installed cables.

The cover perfectly snaps to the bottom so that it doesn't fall off, although the trunking is installed vertically or turned upside down.


MAIN TECHNICAL FEATURES




Total safety both for the operator and the cables thanks to the fully rounded slot profile




Cable retaining profile for the 80 and 100mm high trunkings




First break line at the base of the slots allows to remove them very easily; the impact strength of the slots avoids them breaking off unintentionally




Second break line at the base of the slots permits to remove the whole trunking wall (with tool)




The product is really easy to install also thanks to the cover that doesn't fall off although the trunking is put vertically or turned upside down




The sectionable separator permits to divide the inner space in some compartments in order to keep the different circuits separated



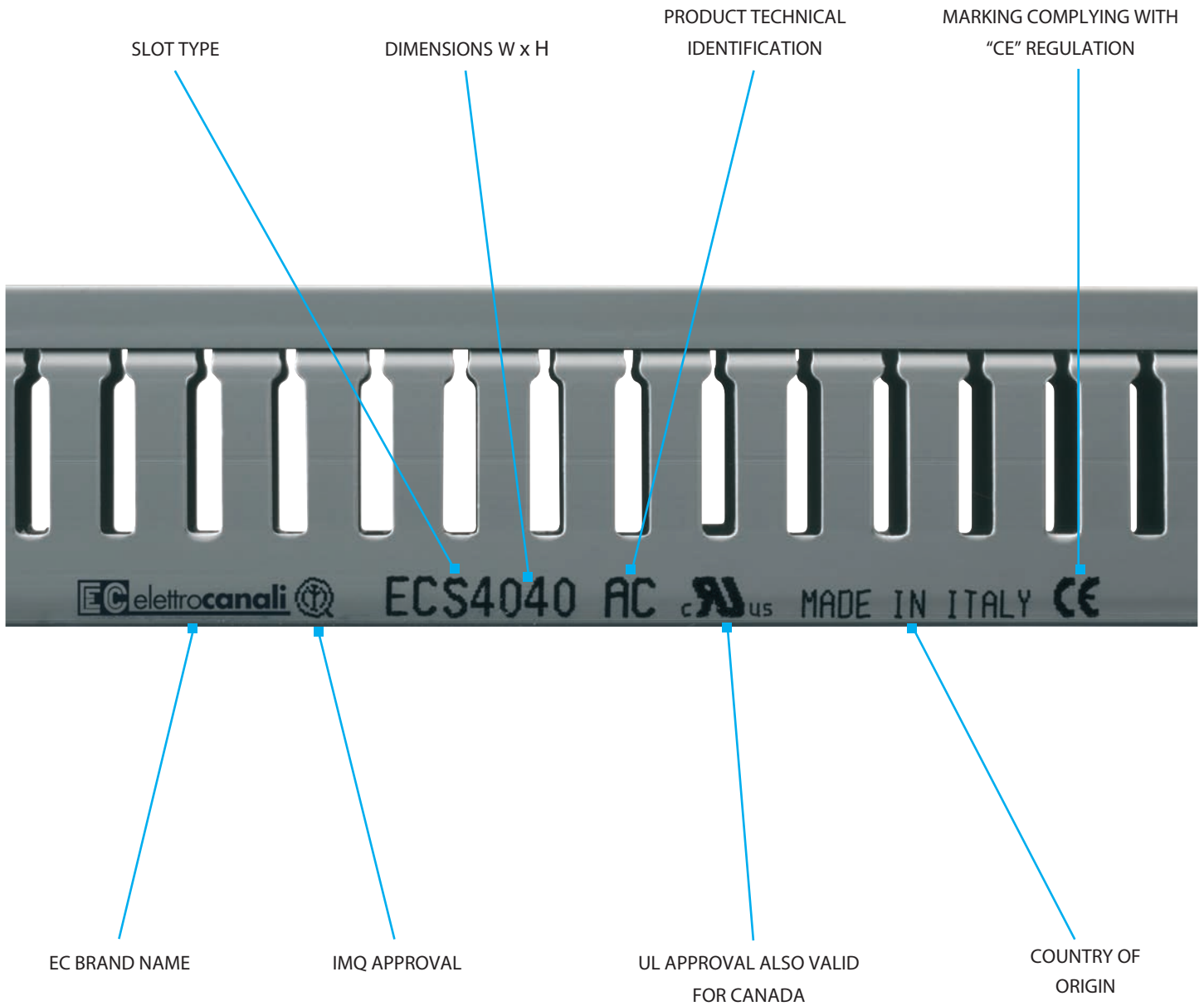
The cable retainers, which can be used with or without the separator, prevent the cable from falling out of the trunkings



The cable retainers permit to annul the pressure of the cables on the cover during the transport of the cabled electrical cabinets



MARKING OF THE SLOTTED TRUNKINGS



SLOTTED TRUNKINGS 8/12/8 WITH COVER SERIES A


MAIN TECHNICAL FEATURES:

- Made of: technopolymer on rigid PVC base, self-extinguishing V0 (UL94).
- **Wide slots 8/12/8.**
- Perforated bottom according to the Standard DIN 43659.
- Standard bar length: 2m.
- Product compliant with the standards EN 50085-1:2005 + A1:2013, EN 50085-2-3:2010, UL 1565 ED.4.
- Packed in strong cardboard boxes suitable for transport and storage.
- Available in white RAL 9001 on request – letter "B" to be added to the item.



GREY RAL 7030

ITEM	EXTERNAL DIMENSIONS W x H mm	READY FOR SEPARATOR	PACKAGING m
ECA2525	25x25	NO	100
ECA2540	25x40	NO	100
ECA2560	25x60	NO	70
ECA2580	25x80	NO	56
ECA4025	40x25	NO	80
ECA4040	40x40	NO	70
ECA4060	40x60	NO	56
ECA4080	40x80	NO	40
ECA40100	40x100	NO	32
ECA6040	60x40	NO	50
ECA6060	60x60	NO	32
ECA6080	60x80	NO	36
ECA60100	60x100	NO	24
ECA8040	80x40	SI (2)	40
ECA8060	80x60	SI (2)	28
ECA8080	80x80	SI (2)	30
ECA80100	80x100	SI (2)	24
ECA10040	100x40	SI (2)	28
ECA10060	100x60	SI (2)	20
ECA10080	100x80	SI (2)	24
ECA100100	100x100	SI (2)	16
ECA12040	120x40	SI (2)	24
ECA12060	120x60	SI (2)	20
ECA12080	120x80	SI (2)	16



SLOTTED TRUNKINGS 8/12/8 WITH COVER SERIES A

MAIN TECHNICAL FEATURES:

- Made of: technopolymer on rigid PVC base, self-extinguishing V0 (UL94).
- Standard bar length: 2m.
- Product compliant with the standards EN 50085-1:2005 + A1:2013, EN 50085-2-3:2010, UL 1565 ED.4.
- Packed in strong cardboard boxes suitable for transport and storage.
- Available in white RAL 9001 on request – letter "B" to be added to the item.



GREY RAL 7030

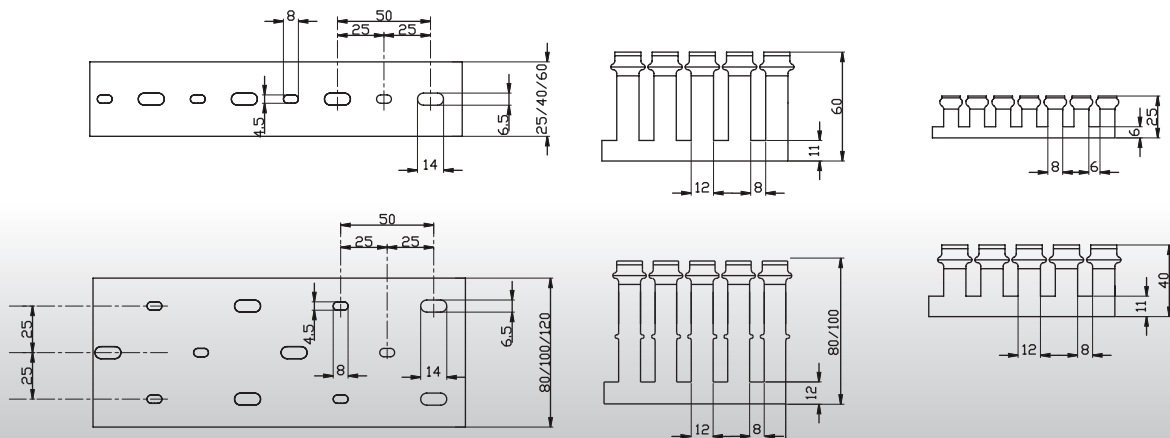

Sectionable separator

ITEM	EXTERNAL DIMENSIONS H mm	PACKAGING m
ECSESG	40/60/80	50

Spare cover for slotted trunkings

ITEM	EXTERNAL DIMENSIONS W mm	PACKAGING m
ECCR25G	25	100
ECCR40G	40	100
ECCR60G	60	100
ECCR80G	80	100
ECCR100G	100	60
ECCR120G	120	80

The 40 mm- wide can serve as insulating cover for the fixing screw if installed in the proper guides on the bottom of the trunkings in the widths 80/100/120mm.



SLOTTED TRUNKINGS 4/6/4 WITH COVER **SERIE S**


MAIN TECHNICAL FEATURES:

- Made of: technopolymer on rigid PVC base, self-extinguishing V0 (UL94).
- **Narrow slots 4/6/4.**
- Perforated bottom according to the Standard DIN 43659.
- Standard bar length: 2m.
- Product compliant with the standards EN 50085-1:2005 + A1:2013, EN 50085-2-3:2010, UL 1565 ED.4.
- Packed in strong cardboard boxes suitable for transport and storage.
- Available in white RAL 9001 on request – letter "B" to be added to the item.



GREY RAL 7030

ITEM	EXTERNAL DIMENSIONS W x H mm	READY FOR SEPARATOR	PACKAGING m
ECS2525	25x25	NO	100
ECS2540	25x40	NO	100
ECS2560	25x60	NO	70
ECS2580	25x80	NO	56
ECS4025	40x25	NO	80
ECS4040	40x40	NO	70
ECS4060	40x60	NO	56
ECS4080	40x80	NO	40
ECS40100	40x100	NO	32
ECS6040	60x40	NO	50
ECS6060	60x60	NO	32
ECS6080	60x80	NO	36
ECS60100	60x100	NO	24
ECS8040	80x40	YES (2)	40
ECS8060	80x60	YES (2)	28
ECS8080	80x80	YES (2)	30
ECS80100	80x100	YES (2)	24
ECS10040	100x40	YES (2)	28
ECS10060	100x60	YES (2)	20
ECS10080	100x80	YES (2)	24
ECS100100	100x100	YES (2)	16
ECS12040	120x40	YES (2)	24
ECS12060	120x60	YES (2)	20
ECS12080	120x80	YES (2)	16



SLOTTED TRUNKINGS 4/6/4 WITH COVER SERIE S

MAIN TECHNICAL FEATURES:

- Made of: technopolymer on rigid PVC base, self-extinguishing V0 (UL94).
- Standard bar length: 2m.
- Product compliant with the standards EN 50085-1:2005 + A1:2013, EN 50085-2-3:2010, UL 1565 ED.4.
- Packed in strong cardboard boxes suitable for transport and storage.
- Available in white RAL 9001 on request – letter "B" to be added to the item.



GREY RAL 7030

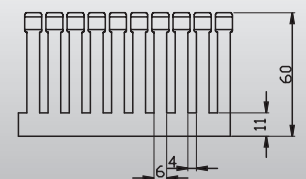
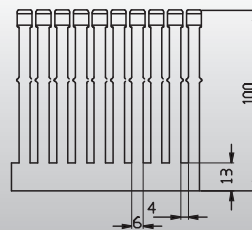
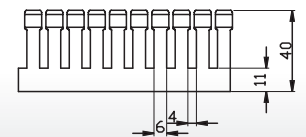
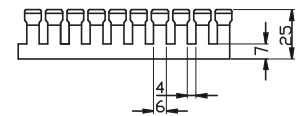
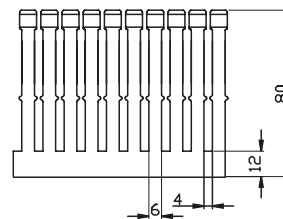
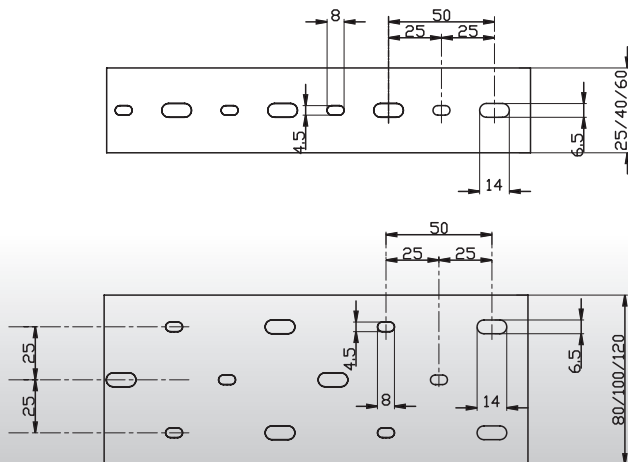

Sectionable separator

ITEM	EXTERNAL DIMENSIONS H mm	PACKAGING m
ECSESG	40/60/80	50

Spare cover for slotted trunkings

ITEM	EXTERNAL DIMENSIONS W mm	PACKAGING m
ECCR25G	25	100
ECCR40G	40	100
ECCR60G	60	100
ECCR80G	80	100
ECCR100G	100	60
ECCR120G	120	80

The 40 mm- wide can serve as insulating cover for the fixing screw if installed in the proper guides on the bottom of the trunkings in the widths 80/100/120mm.




SLOTTED TRUNKINGS 4/6/4 WITH COVER SERIE SH

MAIN TECHNICAL FEATURES:

- Made of: halogen free technopolymer according to the Standards EN 50267-2-1, EN 50267-2-2, IEC 60754-1, IEC 60754-2.
- Emission limits according to the Standards HCl, HBr, HF: <0,1.
- Self-extinguishing according to the Standard UL94 V2 at 1,6mm.
- Resistance to abnormal heat: up to 960° C (Glow Wire Test, Reference Standard IEC 695-2-1).
- Dimensional stability between -25° C +90° C.
- Product compliant with the standards EN 50085-1:2005 + A1:2013, EN 50085-2-3:2010, UL 1565 ED.4.
- **Narrow slot 4/6/4**, perforated bottom according to the Standard DIN 43659, standard bar length: 2m.
- Packed in strong cardboard boxes suitable for transport and storage.



ITEM	EXTERNAL DIMENSIONS W x H mm	PACKAGING m
ECSH2540	25x40	100
ECSH2560	25x60	70
ECSH2580	25x80	56
ECSH4040	40x40	70
ECSH4060	40x60	56
ECSH4080	40x80	40
ECSH6040	60x40	50
ECSH6060	60x60	32
ECSH6080	60x80	36
ECSH8040	80x40	40
ECSH8060	80x60	28
ECSH8080	80x80	30
ECSH10040	100x40	28
ECSH10060	100x60	20
ECSH10080	100x80	24
ECSH12040	120x40	24
ECSH12060	120x60	20
ECSH12080	120x80	16



SLOTTED TRUNKINGS 4/6/4 WITH COVER SERIE SH

MAIN TECHNICAL FEATURES:

- Made of: halogen free technopolymer according to the Standards EN 50267-2-1, EN 50267-2-2, IEC 60754-1, IEC 60754-2.
- Emission limits according to the Standards HCl, HBr, HF: <0,1.
- Self-extinguishing according to the Standard UL94 V2 at 1,6mm.
- Resistance to abnormal heat: up to 960° C (Glow Wire Test, Reference Standard IEC 695-2-1).
- Dimensional stability between -25° C +90° C.
- Product compliant with the standards EN 50085-1:2005 + A1:2013, EN 50085-2-3:2010, UL 1565 ED.4.
- Packed in strong cardboard boxes suitable for transport and storage.

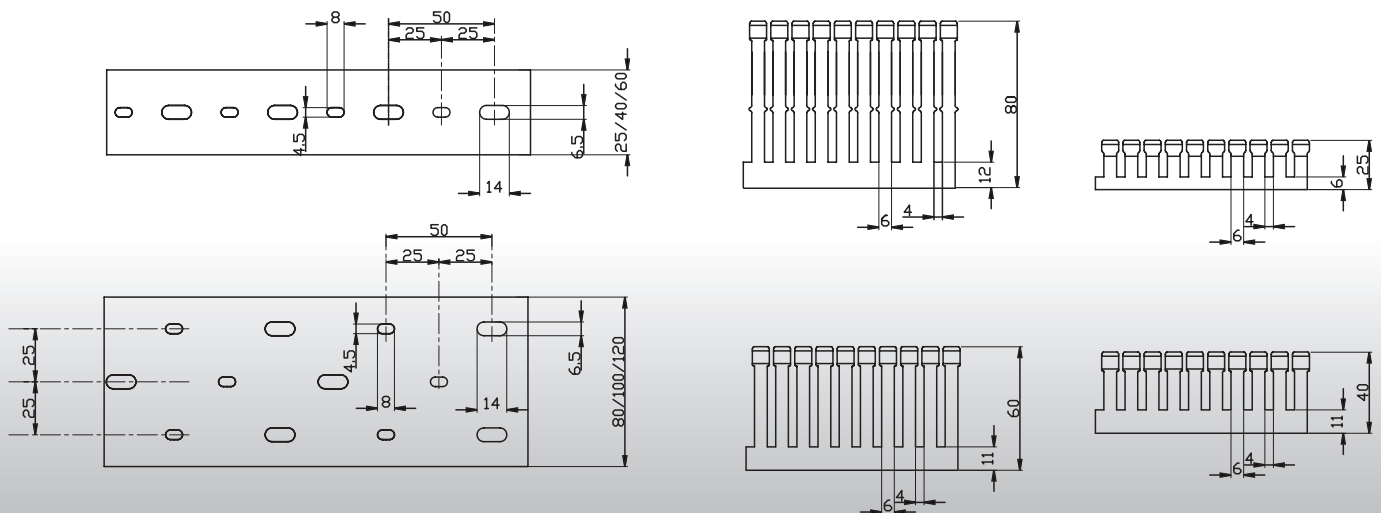


GREY RAL 7035

Spare cover for slotted trunkings

ITEM	EXTERNAL DIMENSIONS W mm	PACKAGING m
ECCR25HG	25	100
ECCR40HG	40	100
ECCR60HG	60	100
ECCR80HG	80	100
ECCR100HG	100	60
ECCR120HG	120	80

The 40 mm- wide can serve as insulating cover for the fixing screw if installed in the proper guides on the bottom of the trunkings in the widths 80/100/120mm.



CABLE RETAINERS / RAILS DIN EN 50022 / CUTTING MACHINE

MAIN TECHNICAL FEATURES CABLE RETAINERS:

- Made of: rigid nylon.
- Prevent cables from falling off during the installation
- Retainers can be fixed to the trunkings by screws.
- Can be used both in the cable trunkings and the slotted trunkings.
- Packed in strong cardboard boxes suitable for transport and storage.



GREY RAL 7035

Cable retainers

ITEM	TRUNKING DIMENSIONS mm	DESCRIPTION	PACKAGING PIECES
ECCO4040	40x40	CABLE RETAINERS	5/25
ECCO4060	40x60	CABLE RETAINERS	5/25
ECCO4080	40x80	CABLE RETAINERS	5/25
ECCO40100	40x100	CABLE RETAINERS	5/25
ECCO6040	60x40	CABLE RETAINERS	5/25
ECCO6060	60x60	CABLE RETAINERS	5/25
ECCO6080	60x80	CABLE RETAINERS	5/25
ECCO60100	60x100	CABLE RETAINERS	5/25
ECCO8040	80x40	CABLE RETAINERS	5/25
ECCO8060	80x60	CABLE RETAINERS	5/25
ECCO8080	80x80	CABLE RETAINERS	5/25
ECCO80100	80x100	CABLE RETAINERS	5/25
ECCO10040	100x40	CABLE RETAINERS	5/25
ECCO10060	100x60	CABLE RETAINERS	5/25
ECCO10080	100x80	CABLE RETAINERS	5/25
ECCO100100	100x100	CABLE RETAINERS	5/25
ECCO12040	120x40	CABLE RETAINERS	5/25
ECCO12060	120x60	CABLE RETAINERS	5/25
ECCO12080	120x80	CABLE RETAINERS	5/25


Rails DIN EN 50022

ITEM	LENGTH m	DESCRIPTION TYPE	DIMENSIONS mm	PACKAGING PIECES
EC460	2	BLANK DIN RAIL	35x7,5x1	20
EC460F	2	PERFORATED DIN RAIL	35x7,5x1	20
EC46015	2	BLANK DIN RAIL	35x15x1,5	10


Hand cutting machine for slotted trunkings

ITEM	DESCRIPTION	CUT DIMENSIONS mm	PACKAGING PIECES
ECADC	HAND CUTTING MACHINE	W = 125 - H = 120	1


The cutting machine consists of a manually operated blade through a lever that cuts channels, lids and the like of plastic material. Suitable for both types of channel A or S with wide or narrow pitch. Minimum width 25 mm, maximum width 125 mm, maximum height 120 mm. The cutting machine must be firmly attached to an appropriate work table. Weight 7 Kg. Dimensions 1450x950x260 mm - Blade dimensions: 180x150x2 mm.



ECCO



EC460



ECADC

PRE-CUT TRUNKING **SERIES P** / FLEXIBLE SLOTTED TRUNKINGS **SERIES 234**

MAIN TECHNICAL FEATURES OF THE PRE-CUT TRUNKING:

- Made of: technopolymer on rigid PVC base, self-extinguishing V0 (UL94).
- Alternating holes for conduit diameters 18 mm and 23 mm.
- Perforated bottom for a quick installation, standard bar length: 2m.

MAIN TECHNICAL FEATURES OF THE FLEXIBLE SLOTTED TRUNKING:

- Made of: technopolymer on rigid PP base, self-extinguishing V2 (UL94).
- Perforated bottom for screw fixing or with adhesive tape.
- **Slots 7,5/5/7,5** - Standard length: 500 mm.



GREY RAL 7030


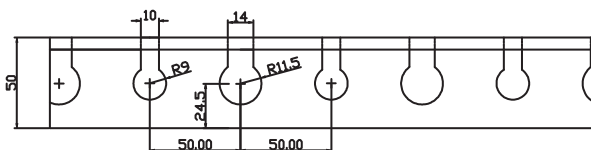
Pre-cut trunking for conduits Series P

ITEM	EXTERNAL DIMENSIONS W x H mm	PACKAGING m
ECP5050	Trunking and cover 50x50	24
ECP7550	Trunking and cover 75x50	40


Flexible slotted trunkings Series 234

ITEM		EXTERNAL DIMENSIONS W x H mm	PACKAGING PIECES
SCREW	ADHESIVE		
EC23401	EC23411	12,5x12,5x500	112
EC23402	EC23412	16x16x500	84
EC23403	EC23413	20x20x500	112
EC23404	EC23414	25x25x500	70
EC23405	EC23415	30x30x500	50
EC23406	EC23416	40x40x500	50
EC23407	EC23417	50x50x500	32

PRECUTTING OF THE TRUNKINGS P5050-P7550



ECP



EC234

■ SPIRAL WRAP SERIES P / PN / PA **SERIES P / PN / PA**

MAIN TECHNICAL FEATURES:

- Made of: standard or self-extinguishing polyethylene.
- To be used in the electrical cabinets.
- Recommended use: to group and lead the cables.
- Available colours: transparent, black, white (self-extinguishing).



■ Transparent polyethylene spiral wrap Series P

ITEM	INTERNAL DIAMETER mm	EXTERNAL DIAMETER mm	COIL LENGHT PACKAGING m
ECP1,5	1,5	3	25/500
ECP03	3	5	25/500
ECP04	4	6	25/500
ECP06	6	8	25/300
ECP08	8	10	25/200
ECP10	10	12	25/150
ECP12	12	14	20/120
ECP14	14	16	20/100

■ Black polyethylene spiral wrap Series PN

ITEM	INTERNAL DIAMETER mm	EXTERNAL DIAMETER mm	COIL LENGHT PACKAGING m
ECPN1,5	1,5	3	25/500
ECPN03	3	5	25/500
ECPN04	4	6	25/500
ECPN06	6	8	25/300
ECPN08	8	10	25/200
ECPN10	10	12	25/150
ECPN12	12	14	20/120
ECPN14	14	16	20/100

■ Self-extinguishing white polyethylene spiral wrap Series PA

ITEM	INTERNAL DIAMETER mm	EXTERNAL DIAMETER mm	COIL LENGHT PACKAGING m
ECPA1,5	1,5	3	25/500
ECPA03	3	5	25/500
ECPA04	4	6	25/500
ECPA06	6	8	25/300
ECPA08	8	10	25/200
ECPA10	10	12	25/150
ECPA12	12	14	20/120
ECPA14	14	16	20/100



USABLE AREA OF THE SLOTTED TRUNKINGS SERIES A AND S

ITEM	DESCRIPTION	SECTION mm ²	CABLE TYPE HO7-U/R/K mm ²		
			1	1,5	2,5
ECA2525 - ECS2525	Slotted trunking with cover dim. 25x25 mm	480	46	34	24
ECA2540 - ECS2540	Slotted trunking with cover dim. 25x40 mm	760	72	54	38
ECA2560 - ECS2560	Slotted trunking with cover dim. 25x60 mm	1100	105	79	55
ECA2580 - ECS2580	Slotted trunking with cover dim. 25x80 mm	1520	145	109	76
ECA4025 - ECS4025	Slotted trunking with cover dim. 40x25 mm	752	72	54	38
ECA4040 - ECS4040	Slotted trunking with cover dim. 40x40 mm	1214	116	87	61
ECA4060 - ECS4060	Slotted trunking with cover dim. 40x60 mm	1950	186	139	98
ECA4080 - ECS4080	Slotted trunking with cover dim. 40x80 mm	2530	241	181	127
ECA40100 - ECS40100	Slotted trunking with cover dim. 40x100 mm	3110	296	222	156
ECA6040 - ECS6040	Slotted trunking with cover dim. 60x40 mm	1930	184	138	97
ECA6060 - ECS6060	Slotted trunking with cover dim. 60x60 mm	3046	290	218	152
ECA6080 - ECS6080	Slotted trunking with cover dim. 60x80 mm	4215	401	301	211
ECA60100 - ECS60100	Slotted trunking with cover dim. 60x100 mm	5332	508	381	267
ECA8040 - ECS8040	Slotted trunking with cover dim. 80x40 mm	2530	241	181	127
ECA8060 - ECS8060	Slotted trunking with cover dim. 80x60 mm	4202	400	300	210
ECA8080 - ECS8080	Slotted trunking with cover dim. 80x80 mm	5620	535	401	281
ECA80100 - ECS80100	Slotted trunking with cover dim. 80x100 mm	7064	673	505	353
ECA10040 - ECS10040	Slotted trunking with cover dim. 100x40 mm	3316	316	237	166
ECA10060 - ECS10060	Slotted trunking with cover dim. 100x60 mm	5236	499	374	262
ECA10080 - ECS10080	Slotted trunking with cover dim. 100x80 mm	7156	682	511	358
ECA100100 - ECS100100	Slotted trunking with cover dim. 100x100 mm	8980	855	641	449
ECA12040 - ECS12040	Slotted trunking with cover dim. 120x40 mm	4040	385	289	202
ECA12060 - ECS12060	Slotted trunking with cover dim. 120x60 mm	6340	604	453	317
ECA12080 - ECS12080	Slotted trunking with cover dim. 120x80 mm	8640	823	617	432

USABLE AREA OF THE SLOTTED TRUNKINGS SERIES SH

ITEM	DESCRIPTION	SECTION mm ²	CABLE TYPE HO7-U/R/K mm ²		
			1	1,5	2,5
ECSH2540	Slotted trunking with cover dim. 25x40 mm	760	72	54	38
ECSH2560	Slotted trunking with cover dim. 25x60 mm	1100	105	79	55
ECSH2580	Slotted trunking with cover dim. 25x80 mm	1520	145	109	76
ECSH4040	Slotted trunking with cover dim. 40x40 mm	1214	116	87	61
ECSH4060	Slotted trunking with cover dim. 40x60 mm	1950	186	139	98
ECSH4080	Slotted trunking with cover dim. 40x80 mm	2530	241	181	127
CSH6040	Slotted trunking with cover dim. 60x40 mm	1930	184	138	97
ECSH6060	Slotted trunking with cover dim. 60x60 mm	3046	290	218	152
ECSH6080	Slotted trunking with cover dim. 60x80 mm	4215	401	301	211
ECSH8040	Slotted trunking with cover dim. 80x40 mm	2530	241	181	127
ECSH8060	Slotted trunking with cover dim. 80x60 mm	4202	400	300	210
ECSH8080	Slotted trunking with cover dim. 80x80 mm	5620	535	401	281
ECSH10040	Slotted trunking with cover dim. 100x40 mm	3316	316	237	166
ECSH10060	Slotted trunking with cover dim. 100x60 mm	5236	499	374	262
ECSH10080	Slotted trunking with cover dim. 100x80 mm	7156	682	511	358
ECSH12040	Slotted trunking with cover dim. 120x40 mm	4040	385	289	202
ECSH12060	Slotted trunking with cover dim. 120x60 mm	6340	604	453	317
ECSH12080	Slotted trunking with cover dim. 120x80 mm	8640	823	617	432

The slotted trunkings are supplied in the standard length of 2 mt ± 5 mm.

INDUSTRIAL PLUGS AND SOCKETS



MAIN TECHNICAL FEATURES

Material: made of polyamide tecnopolymer with high resistance to UV rays for plastics parts, copper-zinc alloy with high electric capacity for contacts, beryllium copper alloy for the contacts of the sockets to 63 and 125A with lamellar springs system for optimal contact (minimum 10 points of contact).

Halogen free: plastic materials resistant to acidic and basic chemicals free from Cadmium and halogens.

Nickel-plated contacts for excellent abrasion resistance and corrosion applications in aggressive environments (eg marine environment, acid fumes, zootechnics, cheese factories) on 63 and 125A.

Snap-in assembly and cable retainer system without screws: save time.

Open connection contacts: fast wiring.

Shock resistance: IK08 (up to 5J).

Protection degree IP44 or IP67.

Resistance to abnormal heat: up to 650/850 °C (Glow Wire Test, Reference Standard IEC 60695-2-11).

Operating temperature: minimum -25°, maximum +40° C according EN 60309 Standard.

ELETTROCANALI plugs and sockets can operate with maximum temperature of +80 °C (+100 °C for 1 hour).

Supplementary pilot contact to make the electrical interlock on models with nominal current of 63 and 125A.

Reference standards: EN 60309-1, EN 60309-2, EN 60309-4, EN 60529, EN 50102, EN 60947-3.

Products meeting the essential requirements of L.V.D. 2014/35/UE.

Products in compliance with RoHS II - 2011/65/UE directive.



Quick assembly straight plugs
Phase inverter
page 130



Quick assembly mobile straight sockets
page 134



Panel mounting sockets
page 136



Wall mounting inclined box sockets
page 138



Wall mounting straight box sockets
page 140



Interlocked horizontal sockets without fuse holder
- without wall base
- with wall base
page 142



Interlocked horizontal sockets with fuse holder
- without wall base
- with wall base
page 144



Interlocked vertical sockets without fuse holder
- without wall base
- with wall base
page 146



Interlocked vertical sockets with fuse holder
- without wall base
- with wall base
page 148



Multipliers Systems adaptors
page 154




Switches disconnectors
page 156



Wall mounting emergency push-button
page 159

MAIN TECHNICAL FEATURES



The sockets and the plugs of the Series 690 are very quick to open, cable and closed thanks to their ergonomic design combined with some up-dated technical solutions.

They are entirely made up of UV-resistant self-extinguishing 6 polyamide and are particularly suitable for outdoor uses thanks to their high resistance to compression, shocks and crushes that can occur, for example, on construction sites.

The contacts are made of brass alloy with high conductivity of $15 \text{ m} / (\text{Ohm mm}^2)$ and the conductive parts of the 63A/125A sockets have got a spring device made up of copper-beryllium alloy which guarantees a better contact and prevents from corrosion.


The IP protection degree and the the cable locking are carried out through the tulip-shaped one-piece device made of two

different types of polymer, which are co-moulded: it is simply necessary to insert the cable and tighten the nut until it locks.

The cable gland is characterized by a special unscrewing device that prevents any accidental release of the clamp; besides it doesn't get lost during the wiring operations.

MAIN TECHNICAL FEATURES

The open/closed positions are indicated on the plug or socket with reference to the handle



The locking and unlocking occur max in 30° and are clearly indicated by the references

Effective and reliable locking and unlocking system



To close the socket or plug just turn the handle, use a screwdriver to open it again

The terminal screws are oriented in the same direction for fast wiring



The terminal screws can be tightened with any screwdriver

The peculiarity of the sockets and plugs of the Series 690 is given by the fact they can be assembled in a simple reliable quick way.

The bodies of plugs and sockets have two engraved arrows indicating open/closed position. These arrows must be placed in correspondence with the reference placed on the handle to determine its location.

In this way the plug/socket can be easily closed thanks to the reference simply by a 30° rotation. The proper reference and the click of the gland indicate that the plug/sockets is closed.

The terminal screws are not tightened, the insertion of the wires is instant, simple and easy, thanks to the large free space and the absence of devices in front of the terminals.

Thanks to the fact that all the screws are oriented in the same direction they can be immediately tightened without turning the plug/socket.

The plug/socket can be opened simply by unocking the clamp on the handle by a proper tool and rotating the handle by 30°.

mounting examples





■ QUICK ASSEMBLY STRAIGHT PLUGS **SERIES 690**

MAIN TECHNICAL FEATURES:

- Straight industrial plugs according to the Standard EN 60309.
- In currents of 16 and 32 A.
- Protection degree IP44.
- Fast assembly without tools, screw terminals.
- Resistance to chemical or atmospheric agents.

CE

IP44

■ Quick assembly straight plugs - EN 60309 - In 16A - IP44

ITEM	COLOUR	POLES	NOMINAL VOLTAGE	REFERENCE h	PACKAGING PIECES
EC69470	■	2P	20-25 V~	without reference	10/80
EC69471	■	3P	20-25 V~	without reference	10/80
EC69170	■	2P+⊕	100-130 V~	4	10/80
EC69171	■	3P+⊕	100-130 V~	4	10/80
EC69070	■	2P+⊕	200-250 V~	6	10/80
EC69270	■	3P+⊕	200-250 V~	9	10/80
EC69271	■	3P+N+⊕	208-250 V~	9	10/80
EC69072	■	3P+⊕	380-415 V~	6	10/80
EC69074	■	3P+N+⊕	346-415 V~	6	10/80

■ Quick assembly straight plugs - EN 60309 - In 32A - IP44

ITEM	COLOUR	POLES	NOMINAL VOLTAGE	REFERENCE h	PACKAGING PIECES
EC69172	■	2P+⊕	100-130 V~	4	10/80
EC69173	■	3P+⊕	100-130 V~	4	10/80
EC69272	■	2P+⊕	200-250 V~	6	10/80
EC69273	■	3P+⊕	200-250 V~	9	10/80
EC69076	■	3P+⊕	380-415 V~	6	10/80
EC69078	■	3P+N+⊕	346-415 V~	6	10/60



EC69170



EC69070



EC69072

■ QUICK ASSEMBLY STRAIGHT PLUGS SERIES 690

MAIN TECHNICAL FEATURES:

- Straight industrial plugs according to the Standard EN 60309.
- In currents of 16, 32, 63 and 125 A.
- Protection degree IP67.
- Fast assembly without tools, screw terminals.
- Resistance to chemical or atmospheric agents.

CE

IP67

■ Quick assembly straight plugs - EN 60309 - In 16A - IP67

ITEM	COLOUR	POLES	NOMINAL VOLTAGE	REFERENCE h	PACKAGING PIECES
EC69472*	■	2P	20-25V~	without reference	10/80
EC69473*	■	3P	20-25V~	without reference	10/60
EC69174	■	2P+⊕	100-130 V~	4	10/80
EC69175	■	3P+⊕	100-130 V~	4	10/60
EC69071	■	2P+⊕	200-250 V~	6	10/80
EC69274	■	3P+⊕	200-250 V~	9	10/60
EC69275	■	3P+N+⊕	208-250 V~	9	10/40
EC69073	■	3P+⊕	380-415 V~	6	10/60
EC69075	■	3P+N+⊕	346-415 V~	6	10/60

■ Quick assembly straight plugs - EN 60309 - In 32A - IP67

ITEM	COLOUR	POLES	NOMINAL VOLTAGE	REFERENCE h	PACKAGING PIECES
EC69176	■	2P+⊕	100-130 V~	4	10/40
EC69177	■	3P+⊕	100-130 V~	4	10/40
EC69276	■	2P+⊕	200-250 V~	6	10/40
EC69277	■	3P+⊕	200-250 V~	9	10/40
EC69077	■	3P+⊕	380-415 V~	6	10/40
EC69079	■	3P+N+⊕	346-415 V~	6	10/40

■ Quick assembly straight plugs - EN 60309 - In 63A - IP67

ITEM	COLOUR	POLES	NOMINAL VOLTAGE	REFERENCE h	PACKAGING PIECES
EC69278	■	2P+⊕	200-250 V~	6	2/16
EC69279	■	3P+⊕	200-250 V~	9	2/16
EC69370	■	3P+⊕	380-415 V~	6	2/16
EC69371	■	3P+N+⊕	346-415 V~	6	2/16

■ Quick assembly straight plugs - EN 60309 - In 125A - IP67

ITEM	COLOUR	POLES	NOMINAL VOLTAGE	REFERENCE h	PACKAGING PIECES
EC69671	■	2P+⊕	200-250 V~	6	2/8
EC69674	■	3P+⊕	200-250 V~	9	2/8
EC69673	■	3P+⊕	380-415 V~	6	2/8
EC69675	■	3P+N+⊕	346-415 V~	6	2/8

* item available on request



EC69174



EC69071

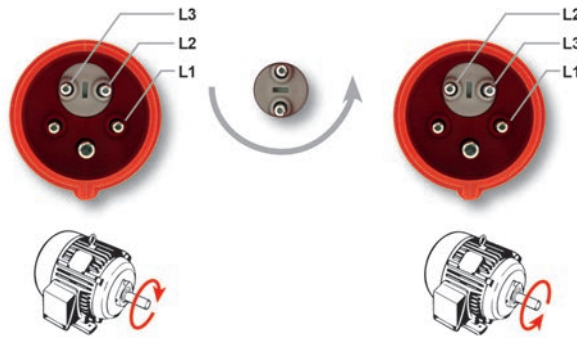


EC69073

PHASE INVERTER PLUGS SERIES 690

MAIN TECHNICAL FEATURES:

- Phase inverter industrial plugs according to the Standard EN 60309.
- Phase reversing device with screwdriver drive.
- In currents of 16, 32, 63 and 125 A.
- Protection degree IP44/ IP67.
- Fast assembly without tools, screw terminals.
- Resistance to chemical or atmospheric agents.



CE
IP44
IP67

Phase inverter plugs - EN 60309 - In 16A - IP44

ITEM	COLOUR	POLES	NOMINAL VOLTAGE	REFERENCE h	PACKAGING PIECES
EC69072P	■	3P+⊕	380-415 V~	6	10
EC69074P	■	3P+N+⊕	346-415 V~	6	10

Phase inverter plugs - EN 60309 - In 32A - IP44

ITEM	COLOUR	POLES	NOMINAL VOLTAGE	REFERENCE h	PACKAGING PIECES
EC69076P	■	3P+⊕	380-415 V~	6	10
EC69078P	■	3P+N+⊕	346-415 V~	6	10

Phase inverter plugs - EN 60309 - In 16A - IP67


ITEM	COLOUR	POLES	NOMINAL VOLTAGE	REFERENCE h	PACKAGING PIECES
EC69073P	■	3P+⊕	380-415 V~	6	10
EC69075P	■	3P+N+⊕	346-415 V~	6	10

Phase inverter plugs - EN 60309 - In 32A - IP67

ITEM	COLOUR	POLES	NOMINAL VOLTAGE	REFERENCE h	PACKAGING PIECES
EC69077P	■	3P+⊕	380-415 V~	6	10
EC69079P	■	3P+N+⊕	346-415 V~	6	10



EC69074P



EC69075P

SOLID RUBBER PLUGS AND SOCKETS SERIES 690

MAIN TECHNICAL FEATURES:

- Solid rubber plugs and sockets for severe conditions.
- Austrian/German and Belgian/French Systems.
- Black colour.
- In currents of 16 A.
- Protection degree IP20/ IP44.
- Fast assembly without tools, screw terminals.
- Resistance to chemical or atmospheric agents.

CE

IP20

IP44

Solid rubber plugs - german system - In 16A - IP44

ITEM	COLOUR	POLES	NOMINAL VOLTAGE	TYPE	PACKAGING PIECES
EC6902D	■	2P+⊕	200-250 V~	90° Angled plug	20
EC6903D	■	2P+⊕	200-250 V~	Straight plug	20

Solid rubber plugs - french system - In 16A - IP44

ITEM	COLOUR	POLES	NOMINAL VOLTAGE	TYPE	PACKAGING PIECES
EC6902F	■	2P+⊕	200-250 V~	90° Angled plug	20
EC6903F	■	2P+⊕	200-250 V~	Straight plug	20

Solid rubber sockets - german system - In 16A - IP20 / IP44

ITEM	COLOUR	POLES	NOMINAL VOLTAGE	TYPE	PACKAGING PIECES
EC6906D	■	2P+⊕	200-250 V~	IP20	20
EC6907D	■	2P+⊕	200-250 V~	IP44 (with cap)	20

Solid rubber sockets - french system - In 16A - IP20 / IP44

ITEM	COLOUR	POLES	NOMINAL VOLTAGE	TYPE	PACKAGING PIECES
EC6906F	■	2P+⊕	200-250 V~	IP20	20
EC6907F	■	2P+⊕	200-250 V~	IP44 (with cap)	20



EC6902D



EC6903D



EC6906D



EC6907D

■ QUICK ASSEMBLY STRAIGHT SOCKETS **SERIES 690**

MAIN TECHNICAL FEATURES:

- Straight industrial plugs according to the Standard EN 60309.
- In currents of 16 and 32 A.
- Protection degree IP44.
- Stainless steel springs for lid closing.
- Fast assembly without tools.
- Screw terminals.
- Resistance to chemical or atmospheric agents.

CE

IP44

■ Quick assembly straight sockets - EN 60309 - In 16A - IP44

ITEM	COLOUR	POLES	NOMINAL VOLTAGE	REFERENCE h	PACKAGING PIECES
EC69480	■	2P	20-25 V~	without reference	10/80
EC69481	■	3P	20-25 V~	without reference	10/80
EC69180	■	2P+⊕	100-130 V~	4	10/80
EC69181	■	3P+⊕	100-130 V~	4	10/80
EC69080	■	2P+⊕	200-250 V~	6	10/80
EC69280	■	3P+⊕	200-250 V~	9	10/80
EC69281	■	3P+N+⊕	208-250 V~	9	10/80
EC69082	■	3P+⊕	380-415 V~	6	10/80
EC69084	■	3P+N+⊕	346-415 V~	6	10/80

■ Quick assembly straight sockets - EN 60309 - In 32A - IP44

ITEM	COLOUR	POLES	NOMINAL VOLTAGE	REFERENCE h	PACKAGING PIECES
EC69182	■	2P+⊕	100-130 V~	4	10/60
EC69183	■	3P+⊕	100-130 V~	4	10/60
EC69282	■	2P+⊕	200-250 V~	6	10/60
EC69283	■	3P+⊕	200-250 V~	9	10/60
EC69086	■	3P+⊕	380-415 V~	6	10/60
EC69088	■	3P+N+⊕	346-415 V~	6	10/40



EC69180



EC69080



EC69082

■ QUICK ASSEMBLY STRAIGHT SOCKETS SERIES 690

MAIN TECHNICAL FEATURES:

- Straight industrial plugs according to the Standard EN 60309.
- In currents of 16, 32, 63 and 125 A.
- Protection degree IP67.
- Stainless steel springs for lid closing.
- Fast assembly without tools.
- Screw terminals.
- Resistance to chemical or atmospheric agents.

CE

IP67

■ Quick assembly straight sockets - EN 60309 - In 16A - IP67

ITEM	COLOUR	POLES	NOMINAL VOLTAGE	REFERENCE h	PACKAGING PIECES
EC69482*	■	2P	20-25V~	without reference	10/80
EC69483*	■	3P	20-25V~	without reference	10/60
EC69184	■	2P+⊕	100-130 V~	4	10/80
EC69185	■	3P+⊕	100-130 V~	4	10/60
EC69081	■	2P+⊕	200-250 V~	6	10/80
EC69284	■	3P+⊕	200-250 V~	9	10/60
EC69285	■	3P+N+⊕	208-250 V~	9	10/40
EC69083	■	3P+⊕	380-415 V~	6	10/60
EC69085	■	3P+N+⊕	346-415 V~	6	10/40

■ Quick assembly straight sockets - EN 60309 - In 32A - IP67

ITEM	COLOUR	POLES	NOMINAL VOLTAGE	REFERENCE h	PACKAGING PIECES
EC69186	■	2P+⊕	100-130 V~	4	10/60
EC69187	■	3P+⊕	100-130 V~	4	10/60
EC69286	■	2P+⊕	200-250 V~	6	10/60
EC69287	■	3P+⊕	200-250 V~	9	10/60
EC69087	■	3P+⊕	380-415 V~	6	10/40
EC69089	■	3P+N+⊕	346-415 V~	6	10/40

■ Quick assembly straight sockets - EN 60309 - In 63A - IP67

ITEM	COLOUR	POLES	NOMINAL VOLTAGE	REFERENCE h	PACKAGING PIECES
EC69288	■	2P+⊕	200-250 V~	6	2/16
EC69289	■	3P+⊕	200-250 V~	9	2/16
EC69380	■	3P+⊕	380-415 V~	6	2/16
EC69381	■	3P+N+⊕	346-415 V~	6	2/16

■ Quick assembly straight sockets - EN 60309 - In 125A - IP67

ITEM	COLOUR	POLES	NOMINAL VOLTAGE	REFERENCE h	PACKAGING PIECES
EC69681	■	2P+⊕	200-250 V~	6	2/8
EC69684	■	3P+⊕	200-250 V~	9	2/8
EC69683	■	3P+⊕	380-415 V~	6	2/8
EC69685	■	3P+N+⊕	346-415 V~	6	2/8

* item available on request



EC69186



EC69286



EC69087

PANEL MOUNTING INCLINED SOCKETS **SERIES 690**

MAIN TECHNICAL FEATURES:

- 20° Inclined industrial sockets according to the Standard EN 60309.
- In currents of 16 and 32 A.
- Protection degree IP44.
- Resistance to chemical or atmospheric agents.
- Stainless steel springs for lid closing.
- Gaskets included
- It is recommended fixing with self-tapping screws 3.5 x16 or 4x20 (not included).

CE

IP44

■ Sockets on support with door - centre hole distance 60x60 mm, In 10/16A - IP55 (with closed door)

ITEM	TYPE	POLES	NOMINAL VOLTAGE	STANDARD	PACKAGING PIECES
EC69056		2P+⊕	200-250 V~	SCHUKO/ITALIAN	1/30
EC69056F		2P+⊕	200-250 V~	FRENCH	1/30
EC69057		EMPTY BOX	200-250 V~	FOR GW TYPE	1/30

■ Straight panel mounting sockets - In 16A - IP54 - Flange 50x50 mm (co-moulded gasket)

ITEM	TYPE	POLES	NOMINAL VOLTAGE	STANDARD	PACKAGING PIECES
EC690514		2P+⊕	200-250 V~	FRENCH	100
EC690515		2P+⊕	200-250 V~	GERMAN	100

■ 20° inclined panel mounting sockets - EN 60309 - In 16A - IP44

ITEM	COLOUR	POLES	NOMINAL VOLTAGE	REFERENCE h	PACKAGING PIECES
EC69400		2P	20-25 V~	without reference	10/80
EC69401		3P	20-25 V~	without reference	10/80
EC69100		2P+⊕	100-130 V~	4	10/80
EC69101		3P+⊕	100-130 V~	4	10/80
EC69050		2P+⊕	200-250 V~	6	10/80
EC69250		3P+⊕	200-250 V~	9	10/80
EC69251		3P+N+⊕	208-250 V~	9	10/60
EC69052		3P+⊕	380-415 V~	6	10/80
EC69054		3P+N+⊕	346-415 V~	6	10/60

■ 20° inclined panel mounting sockets - EN 60309 - In 32A - IP44

ITEM	COLOUR	POLES	NOMINAL VOLTAGE	REFERENCE h	PACKAGING PIECES
EC69102		2P+⊕	100-130 V~	4	10/60
EC69103		3P+⊕	100-130 V~	4	10/60
EC69252		2P+⊕	200-250 V~	6	10/60
EC69253		3P+⊕	200-250 V~	9	10/60
EC69060		3P+⊕	380-415 V~	6	10/60
EC69061		3P+N+⊕	346-415 V~	6	10/60



EC69056



EC690514



EC69100



EC69050



EC69052

■ PANEL MOUNTING INCLINED SOCKETS SERIES 690

MAIN TECHNICAL FEATURES:

- 20° Inclined industrial sockets according to the Standard EN 60309.
- In currents of 16, 32, 63 and 125 A.
- Protection degree IP67.
- Resistance to chemical or atmospheric agents.
- Stainless steel springs for lid closing.
- Gaskets included
- It is recommended fixing with self-tapping screws 3.5 x16 or 4x20 (not included).

CE

IP67

■ 20° inclined panel mounting sockets - EN 60309 - In 16A - IP67

ITEM	COLOUR	POLES	NOMINAL VOLTAGE	REFERENCE h	PACKAGING PIECES
EC69402*	■	2P	20-25V~	without reference	10/80
EC69403*	■	3P	20-25V~	without reference	10/80
EC69104	■	2P+⊕	100-130 V~	4	10/80
EC69105	■	3P+⊕	100-130 V~	4	10/80
EC69051	■	2P+⊕	200-250 V~	6	10/80
EC69254	■	3P+⊕	200-250 V~	9	10/80
EC69255	■	3P+N+⊕	208-250 V~	9	10/60
EC69053	■	3P+⊕	380-415 V~	6	10/80
EC69055	■	3P+N+⊕	346-415 V~	6	10/60

■ 20° inclined panel mounting sockets - EN 60309 - In 32A - IP67

ITEM	COLOUR	POLES	NOMINAL VOLTAGE	REFERENCE h	PACKAGING PIECES
EC69106	■	2P+⊕	100-130 V~	4	10/80
EC69107	■	3P+⊕	100-130 V~	4	10/60
EC69256	■	2P+⊕	200-250 V~	6	10/80
EC69257	■	3P+⊕	200-250 V~	9	10/60
EC69058	■	3P+⊕	380-415 V~	6	10/40
EC69059	■	3P+N+⊕	346-415 V~	6	10/40

■ 15° inclined panel mounting sockets - EN 60309 - In 63 - IP67

ITEM	COLOUR	POLES	NOMINAL VOLTAGE	REFERENCE h	PACKAGING PIECES
EC69258	■	2P+⊕	200-250 V~	6	2/16
EC69259	■	3P+⊕	200-250 V~	9	2/16
EC69350	■	3P+⊕	380-415 V~	6	2/16
EC69351	■	3P+N+⊕	346-415 V~	6	2/16

■ 15° inclined panel mounting sockets - EN 60309 - In 125A - IP67

ITEM	COLOUR	POLES	NOMINAL VOLTAGE	REFERENCE h	PACKAGING PIECES
EC69651	■	2P+⊕	200-250 V~	6	2/8
EC69654	■	3P+⊕	200-250 V~	9	2/8
EC69653	■	3P+⊕	380-415 V~	6	2/8
EC69655	■	3P+N+⊕	346-415 V~	6	2/8

* item available on request



EC69106



EC69256



EC69059

■ WALL MOUNTING INCLINED BOX SOCKETS **SERIES 690**

MAIN TECHNICAL FEATURES::

- 20° Inclined industrial sockets according to the Standard EN 60309.
- Wall mounting inclined box, ready for conduit Ø 20 or 25 mm
- In currents of 16 and 32 A.
- Resistance to chemical or atmospheric agents.
- Stainless steel springs for lid closing.
- Dimensions 90x128x92,5 (WxHxD) mm.

CE

IP44

■ Wall mounting inclined box sockets - EN 60309 - In 16A - IP44

ITEM	COLOUR	POLES	NOMINAL VOLTAGE	REFERENCE h	PACKAGING PIECES
EC694001	■	2P	20-25 V~	without reference	12
EC694011	■	3P	20-25 V~	without reference	12
EC691001	■	2P+⊕	100-130 V~	4	12
EC691011	■	3P+⊕	100-130 V~	4	12
EC690501	■	2P+⊕	200-250 V~	6	12
EC692501	■	3P+⊕	200-250 V~	9	12
EC690521	■	3P+⊕	380-415 V~	6	12
EC690541	■	3P+N+⊕	346-415 V~	6	12

■ Wall mounting inclined box sockets - EN 60309 - In 32A - IP44


ITEM	COLOUR	POLES	NOMINAL VOLTAGE	REFERENCE h	PACKAGING PIECES
EC691021	■	2P+⊕	100-130 V~	4	12
EC691031	■	3P+⊕	100-130 V~	4	12
EC692521	■	2P+⊕	200-250 V~	6	12
EC692531	■	3P+⊕	200-250 V~	9	12
EC690561	■	3P+⊕	380-415 V~	6	12
EC690581	■	3P+N+⊕	346-415 V~	6	12



EC691001



EC690501



EC690521

WALL MOUNTING INCLINED BOX SOCKETSTO SERIE 690

MAIN TECHNICAL FEATURES:

- 20° Inclined industrial sockets according to the Standard EN 60309.
- Wall mounting inclined box, ready for conduit Ø 20 or 25 mm
- In currents of 16, 32 and 63 A.
- Resistance to chemical or atmospheric agents.
- Stainless steel springs for lid closing.
- Dimensions 90x128x92,5 (WxHxD) mm.

CE

IP67

Wall mounting inclined box sockets - EN 60309 - In 16A - IP67

ITEM	COLOUR	POLES	NOMINAL VOLTAGE	REFERENCE h	PACKAGING PIECES
EC694021*	■	2P	20-25V~	without reference	12
EC694031*	■	3P	20-25V~	without reference	12
EC691041	■	2P+⊕	100-130 V~	4	12
EC691051	■	3P+⊕	100-130 V~	4	12
EC690511	■	2P+⊕	200-250 V~	6	12
EC692541	■	3P+⊕	200-250 V~	9	12
EC690531	■	3P+⊕	380-415 V~	6	12
EC690551	■	3P+N+⊕	346-415 V~	6	12

Wall mounting inclined box sockets - EN 60309 - In 32A - IP67

ITEM	COLOUR	POLES	NOMINAL VOLTAGE	REFERENCE h	PACKAGING PIECES
EC691061	■	2P+⊕	100-130 V~	4	12
EC691071	■	3P+⊕	100-130 V~	4	12
EC692561	■	2P+⊕	200-250 V~	6	12
EC692571	■	3P+⊕	200-250 V~	9	12
EC690571	■	3P+⊕	380-415 V~	6	12
EC690591	■	3P+N+⊕	346-415 V~	6	12

Wall mounting inclined box sockets - EN 60309 - In 63A - IP67

ITEM	COLOUR	POLES	NOMINAL VOLTAGE	REFERENCE h	PACKAGING PIECES
EC692581	■	2P+⊕	200-250 V~	6	2
EC692591	■	3P+⊕	200-250 V~	9	2
EC693501	■	3P+⊕	380-415 V~	6	2
EC693511	■	3P+N+⊕	346-415 V~	6	2

* item available on request



EC691041



EC690511



EC690531



EC693501

■ WALL MOUNTING STRAIGHT BOX SOCKETS SERIES 690

MAIN TECHNICAL FEATURES:

- 20° Inclined industrial sockets according to the Standard EN 60309.
- Wall mounting straight box, ready for conduit Ø 20 or 25 mm.
- In currents of 16 and 32 A.
- Resistance to chemical or atmospheric agents.
- Stainless steel springs for lid closing.
- Dimensions 96x96x70 (WxHxD) mm.

CE

IP44

■ Wall mounting straight box sockets - EN 60309 - In 16A - IP44

ITEM	COLOUR	POLES	NOMINAL VOLTAGE	REFERENCE h	PACKAGING PIECES
EC694001D	■	2P	20-25 V~	without reference	12
EC694011D	■	3P	20-25 V~	without reference	12
EC691001D	■	2P+⊕	100-130 V~	4	12
EC691011D	■	3P+⊕	100-130 V~	4	12
EC690501D	■	2P+⊕	200-250 V~	6	12
EC692501D	■	3P+⊕	200-250 V~	9	12
EC690521D	■	3P+⊕	380-415 V~	6	12
EC690541D	■	3P+N+⊕	346-415 V~	6	12

■ Wall mounting straight box sockets - EN 60309 - In 32A - IP44

ITEM	COLOUR	POLES	NOMINAL VOLTAGE	REFERENCE h	PACKAGING PIECES
EC691021D	■	2P+⊕	100-130 V~	4	12
EC691031D	■	3P+⊕	100-130 V~	4	12
EC692521D	■	2P+⊕	200-250 V~	6	12
EC692531D	■	3P+⊕	200-250 V~	9	12
EC690561D	■	3P+⊕	380-415 V~	6	12
EC690581D	■	3P+N+⊕	346-415 V~	6	12



EC691001D



EC690501D



EC690521D

WALL MOUNTING STRAIGHT BOX SOCKETS SERIES 690

MAIN TECHNICAL FEATURES:

- 20° Inclined industrial sockets according to the Standard EN 60309.
- Wall mounting straight box, ready for conduit Ø 20 or 25 mm.
- In currents of 16 and 32 A.
- Resistance to chemical or atmospheric agents.
- Stainless steel springs for lid closing.
- Dimensions 96x96x70 (WxHxD) mm.

CE

IP67

Wall mounting straight box sockets - EN 60309 - In 16A - IP67

ITEM	COLOUR	POLES	NOMINAL VOLTAGE	REFERENCE h	PACKAGING PIECES
EC694021D*	■	2P	20-25V~	without reference	12
EC694031D*	■	3P	20-25V~	without reference	12
EC691041D	■	2P+⊕	100-130 V~	4	12
EC691051D	■	3P+⊕	100-130 V~	4	12
EC690511D	■	2P+⊕	200-250 V~	6	12
EC692541D	■	3P+⊕	200-250 V~	9	12
EC690531D	■	3P+⊕	380-415 V~	6	12
EC690551D	■	3P+N+⊕	346-415 V~	6	12

Wall mounting straight box sockets - EN 60309 - In 32A - IP67

ITEM	COLOUR	POLES	NOMINAL VOLTAGE	REFERENCE h	PACKAGING PIECES
EC691061D	■	2P+⊕	100-130 V~	4	12
EC691071D	■	3P+⊕	100-130 V~	4	12
EC692561D	■	2P+⊕	200-250 V~	6	12
EC692571D	■	3P+⊕	200-250 V~	9	12
EC690571D	■	3P+⊕	380-415 V~	6	12
EC690591D	■	3P+N+⊕	346-415 V~	6	12

* item available on request



EC691041D



EC690511D



EC690531D

■ HORIZONTAL INTERLOCKED SOCKETS WITHOUT WALL BASE **SERIES 690**

MAIN TECHNICAL FEATURES:

- 20° Inclined industrial interlocked sockets according to the Standard EN 60309.
- Switch type AC23A - 10kA.
- In currents of 16 and 32 A.
- Lockable handle in ON or OFF positions.
- Stainless steel springs for lid closing.
- Dimensions 155x115x23 (WxHxD) mm. Mounting distance 138x98 mm.

CE

IP44

IP65

■ Horizontal interlocked sockets without wall base - EN 60309- In 16A - IP44

ITEM	COLOUR	POLES	NOMINAL VOLTAGE	REFERENCE h	PACKAGING PIECES
EC69190	Yellow	2P+⊕	100-130 V~	4	1/24
EC69090	Blue	2P+⊕	200-250 V~	6	1/24
EC69290	Blue	3P+⊕	200-250 V~	9	1/24
EC69092	Red	3P+⊕	380-415 V~	6	1/24
EC69094	Red	3P+N+⊕	346-415 V~	6	1/24

■ Horizontal interlocked sockets without wall base - EN 60309- In 32A - IP44

ITEM	COLOUR	POLES	NOMINAL VOLTAGE	REFERENCE h	PACKAGING PIECES
EC69292	Blue	2P+⊕	200-250 V~	6	1/24
EC69293	Blue	3P+⊕	200-250 V~	9	1/24
EC69096	Red	3P+⊕	380-415 V~	6	1/24
EC69098	Red	3P+N+⊕	346-415 V~	6	1/24

■ Horizontal interlocked sockets without wall base - EN 60309- In 16A - IP65

ITEM	COLOUR	POLES	NOMINAL VOLTAGE	REFERENCE h	PACKAGING PIECES
EC69194	Yellow	2P+⊕	100-130 V~	4	1/24
EC69091	Blue	2P+⊕	200-250 V~	6	1/24
EC69294	Blue	3P+⊕	200-250 V~	9	1/24
EC69093	Red	3P+⊕	380-415 V~	6	1/24
EC69095	Red	3P+N+⊕	346-415 V~	6	1/24

■ Horizontal interlocked sockets without wall base - EN 60309- In 32A - IP65

ITEM	COLOUR	POLES	NOMINAL VOLTAGE	REFERENCE h	PACKAGING PIECES
EC69296	Blue	2P+⊕	200-250 V~	6	1/24
EC69297	Blue	3P+⊕	200-250 V~	9	1/24
EC69097	Red	3P+⊕	380-415 V~	6	1/24
EC69099	Red	3P+N+⊕	346-415 V~	6	1/24

wall base page 151



EC69190



EC69090



EC69092

HORIZONTAL INTERLOCKED SOCKETS WITH WALL BASE SERIES 690

MAIN TECHNICAL FEATURES:

- 20° Inclined industrial interlocked sockets according to EN 60309.
- Switch type AC23A - 10kA.
- In currents of 16 and 32 A.
- Stainless steel springs for lid closing.
- Dimensions 155x115x78 (WxHxD) mm.

CE

IP44

IP65

Horizontal interlocked sockets with wall base - EN 60309 - In 16A - IP44

ITEM	COLOUR	POLES	NOMINAL VOLTAGE	REFERENCE h	PACKAGING PIECES
EC691901		2P+⊕	100-130 V~	4	1/24
EC690901		2P+⊕	200-250 V~	6	1/24
EC692901		3P+⊕	200-250 V~	9	1/24
EC690921		3P+⊕	380-415 V~	6	1/24
EC690941		3P+N+⊕	346-415 V~	6	1/24

Horizontal interlocked sockets with wall base - EN 60309 - In 32A - IP44

ITEM	COLOUR	POLES	NOMINAL VOLTAGE	REFERENCE h	PACKAGING PIECES
EC692921		2P+⊕	200-250 V~	6	1/24
EC692931		3P+⊕	200-250 V~	9	1/24
EC690961		3P+⊕	380-415 V~	6	1/24
EC690981		3P+N+⊕	346-415 V~	6	1/24

Horizontal interlocked sockets with wall base - EN 60309 - In 16A - IP65

ITEM	COLOUR	POLES	NOMINAL VOLTAGE	REFERENCE h	PACKAGING PIECES
EC691941		2P+⊕	100-130 V~	4	1/24
EC690911		2P+⊕	200-250 V~	6	1/24
EC692941		3P+⊕	200-250 V~	9	1/24
EC690931		3P+⊕	380-415 V~	6	1/24
EC690951		3P+N+⊕	346-415 V~	6	1/24

Horizontal interlocked sockets with wall base - EN 60309 - In 32A - IP65

ITEM	COLOUR	POLES	NOMINAL VOLTAGE	REFERENCE h	PACKAGING PIECES
EC692961		2P+⊕	200-250 V~	6	1/24
EC692971		3P+⊕	200-250 V~	9	1/24
EC690971		3P+⊕	380-415 V~	6	1/24
EC690991		3P+N+⊕	346-415 V~	6	1/24



EC691901



EC690901



EC690921

■ HORIZONTAL INTERLOCKED SOCKETS WITHOUT WALL BASE - FUSE HOLDER **SERIES 690**

MAIN TECHNICAL FEATURES:

- 20° Inclined industrial interlocked sockets according to EN 60309.
- Switch type AC23A - 10kA.
- In currents of 16 and 32 A - Gg 10,3x38 mm fuse type (not included).
- LED light indicator for blown fuse
- Lockable handle in ON or OFF positions.
- Stainless steel springs for lid closing.
- Dimensions 196x145x25 (WxHxD) mm. - Mounting distance 177x122 mm.

CE

LED light indicator
for blown fuse



IP44
IP65

■ Horizontal interlocked sockets without wall base - fuse holder - EN 60309 - In 16A - IP44

ITEM	COLOUR	POLES	NOMINAL VOLTAGE	REFERENCE h	PACKAGING PIECES
EC69190F	Yellow	2P+⊕	100-130 V~	4	1/10
EC69090F	Blue	2P+⊕	200-250 V~	6	1/10
EC69290F	Blue	3P+⊕	200-250 V~	9	1/10
EC69092F	Red	3P+⊕	380-415 V~	6	1/10
EC69094F	Red	3P+N+⊕	346-415 V~	6	1/10

■ Horizontal interlocked sockets without wall base - fuse holder - EN 60309 - In 32A - IP44

ITEM	COLOUR	POLES	NOMINAL VOLTAGE	REFERENCE h	PACKAGING PIECES
EC69292F	Blue	2P+⊕	200-250 V~	6	1/10
EC69293F	Blue	3P+⊕	200-250 V~	9	1/10
EC69096F	Red	3P+⊕	380-415 V~	6	1/10
EC69098F	Red	3P+N+⊕	346-415 V~	6	1/10

■ Horizontal interlocked sockets without wall base - fuse holder - EN 60309 - In 16A - IP65

ITEM	COLOUR	POLES	NOMINAL VOLTAGE	REFERENCE h	PACKAGING PIECES
EC69194F	Yellow	2P+⊕	100-130 V~	4	1/10
EC69091F	Blue	2P+⊕	200-250 V~	6	1/10
EC69294F	Blue	3P+⊕	200-250 V~	9	1/10
EC69093F	Red	3P+⊕	380-415 V~	6	1/10
EC69095F	Red	3P+N+⊕	346-415 V~	6	1/10

■ Horizontal interlocked sockets without wall base - fuse holder - EN 60309 - In 32A - IP65

ITEM	COLOUR	POLES	NOMINAL VOLTAGE	REFERENCE h	PACKAGING PIECES
EC69296F	Blue	2P+⊕	200-250 V~	6	1/10
EC69297F	Blue	3P+⊕	200-250 V~	9	1/10
EC69097F	Red	3P+⊕	380-415 V~	6	1/10
EC69099F	Red	3P+N+⊕	346-415 V~	6	1/10


wall base page 151



EC69190F



EC69090F



EC69092F

HORIZONTAL INTERLOCKED SOCKETS WITH WALL BASE - FUSE HOLDER **SERIES 690**

CE

MAIN TECHNICAL FEATURES:

- 20° Inclined industrial interlocked sockets according to the Standard EN 60309.
- Switch type AC23A - 10kA.
- In currents of 16 and 32 A - Gg 10,3x38 mm fuse type (not included).
- LED light indicator for blown fuse • Lockable handle in ON or OFF positions..
- Stainless steel springs for lid closing. • Dimensions 196x145x25 (WxHxD) mm

LED light indicator
for blown fuse



IP44
IP65

Horizontal interlocked sockets with wall base - fuse holder - EN 60309 - In 16A - IP44

ITEM	COLOUR	POLES	NOMINAL VOLTAGE	REFERENCE h	PACKAGING PIECES
EC691901F	Yellow	2P+⊕	100-130 V~	4	1/10
EC690901F	Blue	2P+⊕	200-250 V~	6	1/10
EC692901F	Blue	3P+⊕	200-250 V~	9	1/10
EC690921F	Red	3P+⊕	380-415 V~	6	1/10
EC690941F	Red	3P+N+⊕	346-415 V~	6	1/10

Horizontal interlocked sockets with wall base - fuse holder - EN 60309 - In 32A - IP44

ITEM	COLOUR	POLES	NOMINAL VOLTAGE	REFERENCE h	PACKAGING PIECES
EC692921F	Blue	2P+⊕	200-250 V~	6	1/10
EC692931F	Blue	3P+⊕	200-250 V~	9	1/10
EC690961F	Red	3P+⊕	380-415 V~	6	1/10
EC690981F	Red	3P+N+⊕	346-415 V~	6	1/10

Horizontal interlocked sockets with wall base - fuse holder - EN 60309 - In 16A - IP65

ITEM	COLOUR	POLES	NOMINAL VOLTAGE	REFERENCE h	PACKAGING PIECES
EC691941F	Yellow	2P+⊕	100-130 V~	4	1/10
EC690911F	Blue	2P+⊕	200-250 V~	6	1/10
EC692941F	Blue	3P+⊕	200-250 V~	9	1/10
EC690931F	Red	3P+⊕	380-415 V~	6	1/10
EC690951F	Red	3P+N+⊕	346-415 V~	6	1/10

Horizontal interlocked sockets with wall base - fuse holder - EN 60309 - In 32A - IP65

ITEM	COLOUR	POLES	NOMINAL VOLTAGE	REFERENCE h	PACKAGING PIECES
EC692961F	Blue	2P+⊕	200-250 V~	6	1/10
EC692971F	Blue	3P+⊕	200-250 V~	9	1/10
EC690971F	Red	3P+⊕	380-415 V~	6	1/10
EC690991F	Red	3P+N+⊕	346-415 V~	6	1/10



EC691901F



EC690901F



EC690921F

VERTICAL INTERLOCKED SOCKETS WITHOUT WALL BASE SERIES 690

MAIN TECHNICAL FEATURES:

- 20° Inclined industrial interlocked sockets according to the Standard EN 60309.
- Switch type AC23A - 10kA.
- In currents of 16, 32 and 63 A.
- Lockable handle in ON or OFF positions.
- Stainless steel springs for lid closing.
- Dimensions 120x280x30 (WxHxD) mm. Mounting distance 141+118x100 mm.

CE

IP44

IP65

Vertical interlocked sockets without wall base - EN 60309 - In 16A - IP44

ITEM	COLOUR	POLES	NOMINAL VOLTAGE	REFERENCE h	PACKAGING PIECES
EC691904	Yellow	2P+⊕	100-130 V~	4	1/10
EC690904	Blue	2P+⊕	200-250 V~	6	1/10
EC692904	Blue	3P+⊕	200-250 V~	9	1/10
EC690924	Red	3P+⊕	380-415 V~	6	1/10
EC690944	Red	3P+N+⊕	346-415 V~	6	1/10

Vertical interlocked sockets without wall base - EN 60309 - In 32A - IP44

ITEM	COLOUR	POLES	NOMINAL VOLTAGE	REFERENCE h	PACKAGING PIECES
EC692924	Blue	2P+⊕	200-250 V~	6	1/10
EC692934	Blue	3P+⊕	200-250 V~	9	1/10
EC690964	Red	3P+⊕	380-415 V~	6	1/10
EC690984	Red	3P+N+⊕	346-415 V~	6	1/10

Vertical interlocked sockets without wall base - EN 60309 - In 16A - IP65

ITEM	COLOUR	POLES	NOMINAL VOLTAGE	REFERENCE h	PACKAGING PIECES
EC691944	Yellow	2P+⊕	100-130 V~	4	1/10
EC690914	Blue	2P+⊕	200-250 V~	6	1/10
EC692944	Blue	3P+⊕	200-250 V~	9	1/10
EC690934	Red	3P+⊕	380-415 V~	6	1/10
EC690954	Red	3P+N+⊕	346-415 V~	6	1/10

Vertical interlocked sockets without wall base - EN 60309 - In 32A - IP65

ITEM	COLOUR	POLES	NOMINAL VOLTAGE	REFERENCE h	PACKAGING PIECES
EC692964	Blue	2P+⊕	200-250 V~	6	1/10
EC692974	Blue	3P+⊕	200-250 V~	9	1/10
EC690974	Red	3P+⊕	380-415 V~	6	1/10
EC690994	Red	3P+N+⊕	346-415 V~	6	1/10

Vertical interlocked sockets without wall base - EN 60309 - In 63A - IP65

ITEM	COLOUR	POLES	NOMINAL VOLTAGE	REFERENCE h	PACKAGING PIECES
EC692584	Blue	2P+⊕	200-250 V~	6	1/10
EC692594	Blue	3P+⊕	200-250 V~	9	1/10
EC693504	Red	3P+⊕	380-415 V~	6	1/10
EC693514	Red	3P+N+⊕	346-415 V~	6	1/10

wall base page 151



EC691904



EC690904



EC690954



EC693504

VERTICAL INTERLOCKED SOCKETS WITH WALL BASE SERIES 690

CE

IP44

IP65

MAIN TECHNICAL FEATURES:

- 20° Inclined industrial interlocked sockets according to the Standard EN 60309.
- Switch type AC23A - 10kA.
- In currents of 16, 32 and 63 A.
- Lockable handle in ON or OFF positions.
- Stainless steel springs for lid closing.
- Dimensions 120x280x95 (WxHxD) mm.

Vertical interlocked sockets with wall base - EN 60309 - In 16A - IP44

ITEM	COLOUR	POLES	NOMINAL VOLTAGE	REFERENCE h	PACKAGING PIECES
EC6919041	Yellow	2P+⊕	100-130 V~	4	1/10
EC6909041	Blue	2P+⊕	200-250 V~	6	1/10
EC6929041	Blue	3P+⊕	200-250 V~	9	1/10
EC6909241	Red	3P+⊕	380-415 V~	6	1/10
EC6909441	Red	3P+N+⊕	346-415 V~	6	1/10

Vertical interlocked sockets with wall base - EN 60309 - In 32A - IP44

ITEM	COLOUR	POLES	NOMINAL VOLTAGE	REFERENCE h	PACKAGING PIECES
EC6929241	Blue	2P+⊕	200-250 V~	6	1/10
EC6929341	Blue	3P+⊕	200-250 V~	9	1/10
EC6909641	Red	3P+⊕	380-415 V~	6	1/10
EC6909841	Red	3P+N+⊕	346-415 V~	6	1/10

Vertical interlocked sockets with wall base - EN 60309 - In 16A - IP65

ITEM	COLOUR	POLES	NOMINAL VOLTAGE	REFERENCE h	PACKAGING PIECES
EC6919441	Yellow	2P+⊕	100-130 V~	4	1/10
EC6909141	Blue	2P+⊕	200-250 V~	6	1/10
EC6929441	Blue	3P+⊕	200-250 V~	9	1/10
EC6909341	Red	3P+⊕	380-415 V~	6	1/10
EC6909541	Red	3P+N+⊕	346-415 V~	6	1/10

Vertical interlocked sockets with wall base - EN 60309 - In 32A - IP65

ITEM	COLOUR	POLES	NOMINAL VOLTAGE	REFERENCE h	PACKAGING PIECES
EC6929641	Blue	2P+⊕	200-250 V~	6	1/10
EC6929741	Blue	3P+⊕	200-250 V~	9	1/10
EC6909741	Red	3P+⊕	380-415 V~	6	1/10
EC6909941	Red	3P+N+⊕	346-415 V~	6	1/10

Vertical interlocked sockets with wall base - EN 60309 - In 63A - IP65

ITEM	COLOUR	POLES	NOMINAL VOLTAGE	REFERENCE h	PACKAGING PIECES
EC6925841	Blue	2P+⊕	200-250 V~	6	1/10
EC6925941	Blue	3P+⊕	200-250 V~	9	1/10
EC6935041	Red	3P+⊕	380-415 V~	6	1/10
EC6935141	Red	3P+N+⊕	346-415 V~	6	1/10



EC6919041



EC6909041



EC6909541



EC6935041

VERTICAL INTERLOCKED SOCKETS WITHOUT WALL BASE - FUSE HOLDER **SERIES 690**

MAIN TECHNICAL FEATURES:

- 20° Inclined industrial interlocked sockets according to the Standard EN 60309.
- Switch type AC23A - 10kA.
- In currents of 16 and 32 A - fuse type gG 10,3x38 mm (not included).
- In currents of 63 A - fuse type D02 36x15 m (not included).
- LED light indicator for blown fuse. Lockable handle in ON or OFF positions.
- Stainless steel springs for lid closing.
- Dimensions 120x280x30 (WxHxD) mm - Mounting distance 141+118x100 mm.

CE

LED light indicator
for blown fuse



IP44
IP65

Vertical interlocked sockets without wall base - fuse holder - EN 60309 - In 16A - IP44

ITEM	COLOUR	POLES	NOMINAL VOLTAGE	REFERENCE h	PACKAGING PIECES
EC691904F	Yellow	2P+⊕	100-130 V~	4	1/10
EC690904F	Blue	2P+⊕	200-250 V~	6	1/10
EC692904F	Blue	3P+⊕	200-250 V~	9	1/10
EC690924F	Red	3P+⊕	380-415 V~	6	1/10
EC690944F	Red	3P+N+⊕	346-415 V~	6	1/10

Vertical interlocked sockets without wall base - fuse holder - EN 60309 - In 32A - IP44

ITEM	COLOUR	POLES	NOMINAL VOLTAGE	REFERENCE h	PACKAGING PIECES
EC692924F	Blue	2P+⊕	200-250 V~	6	1/10
EC692934F	Blue	3P+⊕	200-250 V~	9	1/10
EC690964F	Red	3P+⊕	380-415 V~	6	1/10
EC690984F	Red	3P+N+⊕	346-415 V~	6	1/10

Vertical interlocked sockets without wall base - fuse holder - EN 60309 - In 16A - IP65

ITEM	COLOUR	POLES	NOMINAL VOLTAGE	REFERENCE h	PACKAGING PIECES
EC691944F	Yellow	2P+⊕	100-130 V~	4	1/10
EC690914F	Blue	2P+⊕	200-250 V~	6	1/10
EC692944F	Blue	3P+⊕	200-250 V~	9	1/10
EC690934F	Red	3P+⊕	380-415 V~	6	1/10
EC690954F	Red	3P+N+⊕	346-415 V~	6	1/10

Vertical interlocked sockets without wall base - fuse holder - EN 60309 - In 32A - IP65

ITEM	COLOUR	POLES	NOMINAL VOLTAGE	REFERENCE h	PACKAGING PIECES
EC692964F	Blue	2P+⊕	200-250 V~	6	1/10
EC692974F	Blue	3P+⊕	200-250 V~	9	1/10
EC690974F	Red	3P+⊕	380-415 V~	6	1/10
EC690994F	Red	3P+N+⊕	346-415 V~	6	1/10

Vertical interlocked sockets without wall base - fuse holder - EN 60309 - In 63A - IP65

ITEM	COLOUR	POLES	NOMINAL VOLTAGE	REFERENCE h	PACKAGING PIECES
EC692584F	Blue	2P+⊕	200-250 V~	6	1/10
EC692594F	Blue	3P+⊕	200-250 V~	9	1/10
EC693504F	Red	3P+⊕	380-415 V~	6	1/10
EC693514F	Red	3P+N+⊕	346-415 V~	6	1/10

wall base page 151



EC691944F



EC690914F



EC690934F



EC693504F

VERTICAL INTERLOCKED SOCKETS WITH WALL BASE - FUSE HOLDER



SERIES 690

MAIN TECHNICAL FEATURES:

- 20° Inclined industrial interlocked sockets according to the Standard EN 60309.
- Switch type AC23A - 10kA.
- In currents of 16 and 32 A - fuse type gG 10,3x38 mm (not included) • In currents of 63 A - fuse type D02 gG 36x15 mm (not included).
- LED light indicator for blown fuse • Lockable handle in ON or OFF positions.
- Stainless steel spring for lid closing. • Dimensions 120x280x95 (WxHxD) mm.

LED light indicator
for blown fuse



IP44
IP65

Vertical interlocked sockets with wall base - fuse holder - EN 60309 In 16A - IP44

ITEM	COLOUR	POLES	NOMINAL VOLTAGE	REFERENCE h	PACKAGING PIECES
EC6919041F	Yellow	2P+⊕	100-130 V~	4	1/10
EC6909041F	Blue	2P+⊕	200-250 V~	6	1/10
EC6929041F	Blue	3P+⊕	200-250 V~	9	1/10
EC6909241F	Red	3P+⊕	380-415 V~	6	1/10
EC6909441F	Red	3P+N+⊕	346-415 V~	6	1/10

Vertical interlocked sockets with wall base - fuse holder - EN 60309 In 32A - IP44

ITEM	COLOUR	POLES	NOMINAL VOLTAGE	REFERENCE h	PACKAGING PIECES
EC6929241F	Blue	2P+⊕	200-250 V~	6	1/10
EC6929341F	Blue	3P+⊕	200-250 V~	9	1/10
EC6909641F	Red	3P+⊕	380-415 V~	6	1/10
EC6909841F	Red	3P+N+⊕	346-415 V~	6	1/10

Vertical interlocked sockets with wall base - fuse holder - EN 60309 In 16A - IP65

ITEM	COLOUR	POLES	NOMINAL VOLTAGE	REFERENCE h	PACKAGING PIECES
EC6919441F	Yellow	2P+⊕	100-130 V~	4	1/10
EC6909141F	Blue	2P+⊕	200-250 V~	6	1/10
EC6929441F	Blue	3P+⊕	200-250 V~	9	1/10
EC6909341F	Red	3P+⊕	380-415 V~	6	1/10
EC6909541F	Red	3P+N+⊕	346-415 V~	6	1/10

Vertical interlocked sockets with wall base - fuse holder - EN 60309 In 326A - IP65

ITEM	COLOUR	POLES	NOMINAL VOLTAGE	REFERENCE h	PACKAGING PIECES
EC6929641F	Blue	2P+⊕	200-250 V~	6	1/10
EC6929741F	Blue	3P+⊕	200-250 V~	9	1/10
EC6909741F	Red	3P+⊕	380-415 V~	6	1/10
EC6909941F	Red	3P+N+⊕	346-415 V~	6	1/10

Vertical interlocked sockets with wall base - fuse holder - EN 60309 In 63A - IP65

ITEM	COLOUR	POLES	NOMINAL VOLTAGE	REFERENCE h	PACKAGING PIECES
EC6925841F	Blue	2P+⊕	200-250 V~	6	1/10
EC6925941F	Blue	3P+⊕	200-250 V~	9	1/10
EC6935041F	Red	3P+⊕	380-415 V~	6	1/10
EC6935141F	Red	3P+N+⊕	346-415 V~	6	1/10



EC6919441F



EC6909141F



EC6909341F



EC6935041F

VERTICAL SOCKETS WITH SAFETY TRANSFORMER SERIES 690

MAIN TECHNICAL FEATURES:

- Straight industrial interlocked sockets according to the Standard EN 60309.
- Transformer SELV 230V~ - 24 V~, 150 VA.
- Fuse type - primary : 1 fuse (2A), secondary : 1 fuse (6A).
- Fuse type gG 10,3x38 mm (not included).
- LED light indicator blown fuse (only primary).
- Stainless steel springs for lid closing.
- Mounting distance 141+118x100 mm.

On request with IP67 sockets.

LED light indicator
for blown fuse



CE

IP44

Vertical sockets with safety transformer without wall base - without fuse holder - EN 60309 - In 16A - IP44

ITEM	COLOUR	POLES	NOMINAL VOLTAGE	PACKAGING PIECES
EC694924		2P	24 V~	1/10

Vertical sockets with safety transformer with wall base - without fuse holder - EN 60309 - In 16A - IP44

ITEM	COLOUR	POLES	NOMINAL VOLTAGE	PACKAGING PIECES
EC6949241		2P	24 V~	1/10

Vertical sockets with safety transformer without wall base - with fuse holder - EN 60309 - In 16A - IP44

ITEM	COLOUR	POLES	NOMINAL VOLTAGE	FUSE		PACKAGING PIECES
				P.	S.	
EC694924F		2P	24 V~	2A	6A	1/10

Vertical sockets with safety transformer with wall base - with fuse holder - EN 60309 - In 16A - IP44

ITEM	COLOUR	POLES	NOMINAL VOLTAGE	FUSE		PACKAGING PIECES
				P.	S.	
EC6949241F		2P	24 V~	2A	6A	1/10



EC694924F



EC6949241F

ACCESSORIES AND MOUNTING BASES FOR INTERLOCKED SOCKETS

MAIN TECHNICAL FEATURES:

- Wall base: made of shock resistant technopolymer on ABS base, and high resistance to UV rays.
- Flush mounting box made of shock resistant orange or blue technopolymer.
- Standard colour: grey RAL 7035.
- Resistance to abnormal heat: up to 650°C, 850°C for EC690930 (Glow Wire Test, IEC 60695-2-11 standard).
- Possibility of a double insulation by the screw caps (not included).
- Possibility to install the bases in groups.



GREY RAL 7035

Wall mounting bases for interlocked sockets

ITEM	USE	EXTERNAL DIMENSIONS mm	PACKAGING PIECES
EC690900	Wall mounting base for horizontal interlocked sockets WITHOUT FUSE HOLDER	154x114x50	1/20
EC690905	Wall mounting base for horizontal interlocked sockets WITH FUSE HOLDER	194x144x56	1/14
EC6909004	Wall mounting base for vertical interlocked sockets WITHOUT AND WITH FUSE HOLDER	120x280x67	1/10

Screw cap for double insulation


ITEM	USE	EXTERNAL DIMENSIONS mm	PACKAGING PIECES
ECTFLEX18	For wall mounting bases (4 per base)	18	100/2000

Flush mounting box for interlocked sockets

ITEM	USE	EXTERNAL DIMENSIONS mm	PACKAGING PIECES
EC690910	Flush mounting box for horizontal interlocked sockets WITHOUT FUSE HOLDER - with ring and gasket	180x145x80 (box depth 70)	1/12
EC690920	Flush mounting box for interlocked vertical sockets FOR ALL VERTICAL SOCKETS - with ring and gasket	309x149x80 (box depth 70)	1/14
EC690930	Dry lining mounting box FOR ALL VERTICAL SOCKETS - with ring and gasket	309x149x80 (box depth 70)	1/14

Additional gasket for 50x50 mm sockets

ITEM	USE	EXTERNAL DIMENSIONS mm	PACKAGING PIECES
202405	Flange gasket for uneven surfaces For sockets EC690514 - EC690515	50x50	50



WALL MOUNTING MODULAR BASES FOR VERTICAL INTERLOCKED SOCKET SERIES 690

MAIN TECHNICAL FEATURES:

- Wall mounting modular bases for vertical interlocked sockets.
- Usable also with flange 690F4 for industrial sockets 16/ 32A and IP55 support for Italian/schuko sockets.
- Made of shock resistant technopolymer on ABS base, and high resistance to UV rays.
- Standard colour: grey RAL 7035.
- Resistance to abnormal heat: up to 650°C (Glow Wire Test, IEC 60695-2-1 standard).
- Possibility of a double insulation by the screw caps (not included).
- Possibility to install the bases in groups.

CE

GREY RAL 7035

Wall mounting modular base with box for vertical interlocked sockets

ITEM	USE	EXTERNAL DIMENSIONS mm	PACKAGING PIECES
EC6909014	Wall mounting base - 1 socket	120x405x109	1/10
EC6909024	Wall mounting base - 2 sockets	250x405x109	1/5
EC6909034	Wall mounting base - 3 sockets	370x405x109	1/3
EC6909044	Wall mounting base - 4 sockets	500x405x109	1/2
202702	DIN rail for base 1 socket	84	10
202705	DIN rail for base 2 sockets	223	10

Watertight joints to connect several wall mounting modular bases or to connect the base to enclosures

ITEM	TYPE	INTERNAL Ø mm	HOLE Ø mm	FERRULE Ø mm	LENGHT mm	PACKAGING PIECES
EC52121	PG21	21,6	29	38	23	10/50
EC52129	PG29	27,7	37,5	44,2	23	10/50
EC52136	PG36	34,9	47,5	52,6	24,5	10/50

Flanges for wall mounting bases

ITEM	USE	EXTERNAL DIMENSIONS mm	PACKAGING PIECES
EC690F1	Blank flange to close the flanged plate 690F4	85x74	1/10
EC690F3	Blank flange for bases and boards 69045-46	120x280	1/10
EC690F4	Flange for 2 industrial sockets 16/32A for bases and boards 69045-46	120x280	1/20



SYSTEMS ADAPTORS - MULTIPLIERS SERIES 690

CE

MAIN TECHNICAL FEATURES:

- Systems adaptors domestic to industrial / industrial to domestic - IP20.
- 2-Way multipliers with plug EN 60309.
- Only for mobile and temporary use.
- Not usable in places with danger of explosion or fire.
- Always disconnect from the supply when not used.

IP20

IP44

IP67

System adaptor industrial to domestic 10/16A 220/250 V~

IP20	ITEM	PLUG 16A	10/16A	SOCKETS 16A	PACKAGING PIECES
	EC690510	2P+⊕	2x 2P+⊕ Italian standard	1 Schuko/Italian standard	10/80
	EC690520	2P+⊕	2x 2P+⊕ Italian standard		10/90
	EC690525	2P+⊕		1 Schuko/Italian standard	10/90
	EC690530	3P+N+⊕		1 Schuko/Italian standard	10/90
	EC690540	3P+N+⊕	2x 2P+⊕ Italian standard		10/90

System adaptor domestic to industrial 16A 220/250 V~ IP20

ITEM	POLES	PLUG TYPE 16A	SOCKET 16A	PACKAGING PIECES
EC690512	2P+⊕	S31 Schuko	2P+⊕	10/80
EC690513	2P+⊕	S17 Italian	2P+⊕	10/80

2-Way multiplier and plug EN 60309 - In 16A - IP44

ITEM	COLOUR	POLES	NOMINAL VOLTAGE	REFERENCE h	PACKAGING PIECES
EC691702		2P+⊕	100-130 V~	4	10
EC690702		2P+⊕	200-250 V~	6	10
EC690722		3P+⊕	380-415 V~	6	10

2-Way multiplier and plug EN 60309 - In 16A - IP67

ITEM	COLOUR	POLES	NOMINAL VOLTAGE	REFERENCE h	PACKAGING PIECES
EC691742		2P+⊕	100-130 V~	4	5
EC690712		2P+⊕	200-250 V~	6	5
EC690732		3P+⊕	380-415 V~	6	5



EC690510



EC690520



EC690525



EC690512



EC690513



EC690712

MULTIPLIERS SERIE 690

MAIN TECHNICAL FEATURES:

- 3-Way multipliers with plug EN 60309.
- Only for mobile and temporary use.
- Not usable in places with danger of explosion or fire.
- To be always disconnected from the power when not used.

CE
IP44
IP67

3-Way multiplier and plug EN 60309 - In 16A - IP44

ITEM	COLOUR	POLES	NOMINAL VOLTAGE	REFERENCE h	PACKAGING PIECES
EC691703	■	2P+⊕	100-130 V~	4	6
EC690703	■	2P+⊕	200-250 V~	6	5
EC692703	■	3P+⊕	200-250 V~	9	4
EC692713	■	3P+N+⊕	208-250 V~	9	4
EC690723	■	3P+⊕	380-415 V~	6	4
EC690743	■	3P+N+⊕	346-415 V~	6	4

3-Way multiplier and plug EN 60309 - In 32A - IP44

ITEM	COLOUR	POLES	NOMINAL VOLTAGE	REFERENCE h	PACKAGING PIECES
EC690763	■	3P+⊕	380-415 V~	6	4
EC690783	■	3P+N+⊕	346-415 V~	6	4

3-Way multiplier and plug EN 60309 - In 16A - IP67

ITEM	COLOUR	POLES	NOMINAL VOLTAGE	REFERENCE h	PACKAGING PIECES
EC691743	■	2P+⊕	100-130 V~	4	6
EC690713	■	2P+⊕	200-250 V~	6	5
EC692743	■	3P+⊕	200-250 V~	9	4
EC692753	■	3P+N+⊕	208-250 V~	9	4
EC690733	■	3P+⊕	380-415 V~	6	4
EC690753	■	3P+N+⊕	346-415 V~	6	4

3-Way multiplier and plug EN 60309 - In 32A - IP67

ITEM	COLOUR	POLES	NOMINAL VOLTAGE	REFERENCE h	PACKAGING PIECES
EC690773	■	3P+⊕	380-415 V~	6	4
EC690793	■	3P+N+⊕	346-415 V~	6	4

3-Way multiplier with cable H07RN-F and plug EN 60309 - In 16A - IP67

ITEM	COLOUR	SOCKETS POLES	PLUG POLES	NOMINAL VOLTAGE	REFERENCE h PLUG / SOCKETS	CABLE	PACKAGING PIECES
EC690714-3	■ / ■	2P+⊕	2P+⊕	200-250 V~	6/6	3MT - 3G2,5	1
EC690714-20	■ / ■	2P+⊕	2P+⊕	200-250 V~	6/6	20MT - 3G2,5	1
EC690714-30	■ / ■	2P+⊕	2P+⊕	200-250 V~	6/6	30MT - 3G2,5	1
EC690754-3	■ / ■	2P+⊕	3P+N+⊕	346-415 V~	6/6	3MT - 5G2,5	1


EC690703

EC690714-3

EC690754-3

SWITCH DISCONNECTORS SERIES 66

MAIN TECHNICAL FEATURES:

- Boxes made of shock resistant halogen free technopolymer on ABS base.
- Knob padlock (3 padlocks), Lock lid in position "ON", Turning angle 90°.
- Rated operational voltage U_e : 690V, Insulation voltage U_i : 690V, 50/60 Hz.
- Mechanical durability 120 cycles per hour: 100.000 cycles.
- Earth and neutral through terminal blocks.
- Knockouts for conduit entry: 16-20-32-40A 2x \varnothing 20/25 mm; 63-80-100A 2x \varnothing 25/32 mm.
- Resistance to abnormal heat box: up to 650° C (Glow Wire Test IEC 60695-2-11 standard).
- Reference standard: EC947-3, EN60947-3, UL508.
- Double insulation and screw cover caps included.



IP65

GREY RAL 7035

Command switches - grey/black Knob

ITEM	DESCRIPTION	DIMENSIONS mm	PACKAGING PIECES
EC660162M	Command switches 16A - 2 poles ■ ■	155x115x105	1/24
EC660163M	Command switches 16A - 3 poles ■ ■ ■	155x115x105	1/24
EC660164M	Command switches 16A - 4 poles ■ ■ ■ ■	155x115x105	1/24
EC660202M	Command switches 20A - 2 poles ■ ■	155x115x105	1/24
EC660203M	Command switches 20A - 3 poles ■ ■ ■	155x115x105	1/24
EC660204M	Command switches 20A - 4 poles ■ ■ ■ ■	155x115x105	1/24
EC660322M	Command switches 32A - 2 poles ■ ■	155x115x105	1/24
EC660323M	Command switches 32A - 3 poles ■ ■ ■	155x115x105	1/24
EC660324M	Command switches 32A - 4 poles ■ ■ ■ ■	155x115x105	1/24
EC660402M	Command switches 40A - 2 poles ■ ■	155x115x105	1/24
EC660403M	Command switches 40A - 3 poles ■ ■ ■	155x115x105	1/24
EC660404M	Command switches 40A - 4 poles ■ ■ ■ ■	155x115x105	1/24
EC660632M	Command switches 63A - 2 poles ■ ■	205x155x125	1/10
EC660633M	Command switches 63A - 3 poles ■ ■ ■	205x155x125	1/10
EC660634M	Command switches 63A - 4 poles ■ ■ ■ ■	205x155x125	1/10
EC660802M	Command switches 80A - 2 poles ■ ■	205x155x125	1/10
EC660803M	Command switches 80A - 3 poles ■ ■ ■	205x155x125	1/10
EC660804M	Command switches 80A - 4 poles ■ ■ ■ ■	205x155x125	1/10
EC661003M	Command switches 100A - 3 poles ■ ■ ■	205x155x125	1/10
EC661004M	Command switches 100A - 4 poles ■ ■ ■ ■	205x155x125	1/10



EC660162M

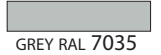


EC660632M

SWITCH DISCONNECTORS **SERIES 66**

MAIN TECHNICAL FEATURES:

- Boxes made of shock resistant halogen free technopolymer on ABS base.
- Knob padlock (3 padlocks), Lock lid in position "ON", Turning angle 90°.
- Rated operational voltage Ue: 690V, Insulation voltage Ui: 690V, 50/60 Hz.
- Mechanical durability 120 cycles per hour: 100.000 cycles.
- Earth and neutral through terminal blocks.
- Knockouts for conduit entry: 16-20-32-40A 2x Ø 20/25 mm; 63-80-100A 2x Ø 25/32 mm.
- Resistance to abnormal heat box: up to 650° C (Glow Wire Test IEC 60695-2-11 standard).
- Reference standard: EC947-3, EN60947-3, UL508.
- Double insulation and screw cover caps included.


IP65


Safety switches - red/yellow Knob

ITEM	DESCRIPTION	DIMENSIONS mm	PACKAGING PIECES
EC660162E	Safety switches 16A - 2 poles	155x115x105	1/24
EC660163E	Safety switches 16A - 3 poles	155x115x105	1/24
EC660164E	Safety switches 16A - 4 poles	155x115x105	1/24
EC660202E	Safety switches 20A - 2 poles	155x115x105	1/24
EC660203E	Safety switches 20A - 3 poles	155x115x105	1/24
EC660204E	Safety switches 20A - 4 poles	155x115x105	1/24
EC660322E	Safety switches 32A - 2 poles	155x115x105	1/24
EC660323E	Safety switches 32A - 3 poles	155x115x105	1/24
EC660324E	Safety switches 32A - 4 poles	155x115x105	1/24
EC660402E	Safety switches 40A - 2 poles	155x115x105	1/24
EC660403E	Safety switches 40A - 3 poles	155x115x105	1/24
EC660404E	Safety switches 40A - 4 poles	155x115x105	1/24
EC660632E	Safety switches 63A - 2 poles	205x155x125	1/10
EC660633E	Safety switches 63A - 3 poles	205x155x125	1/10
EC660634E	Safety switches 63A - 4 poles	205x155x125	1/10
EC660802E	Safety switches 80A - 2 poles	205x155x125	1/10
EC660803E	Safety switches 80A - 3 poles	205x155x125	1/10
EC660804E	Safety switches 80A - 4 poles	205x155x125	1/10
EC661003E	Safety switches 100A - 3 poles	205x155x125	1/10
EC661004E	Safety switches 100A - 4 poles	205x155x125	1/10

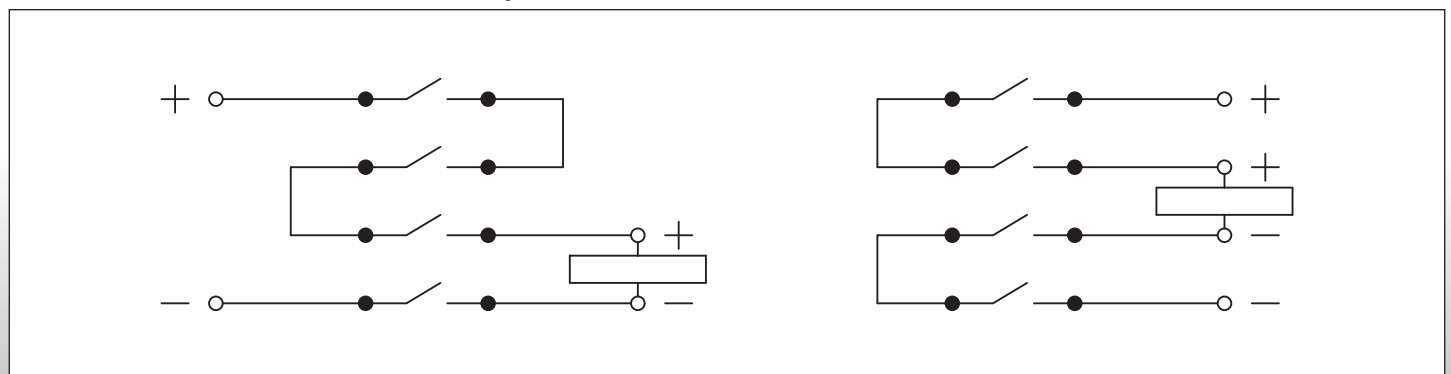

EC660162E

EC660632E

MAIN TECHNICAL FEATURES SWITCH DISCONNECTORS

Rated operational current I_e	A	16	20	32	40	63	80	100
Rated thermal current I_{th}	A	30	30	40	40	63	86	100
AC-21A Switching mixed resistive and inductive loads at light overloads - 690V	A	30	32	32	40	63	80	100
AC-22A Switching mixed resistive and inductive loads at medium overloads - 690V	A	20	25	32	32	63	80	100 (500V)
AC-23A Periodic switching of motors or other loads highly inductive. 3 phase - 3 poles (A/kW)	230V	25/7,5	25/7,5	32/10	32/10	50/15	63/18,5	70/22
	400V	25/15	25/15	32/18,5	32/18,5	50/30	60/33	67/67
	500V	25/15	25/15	32/22	32/22	50/37	60/40	67/45
	690V	20/18,5	20/18,5	25/22	25/22	32/30	35/33	38/37
AC-3 Starting of cage motors (interruption while running). 3 phase - 3 poles (A/kW)	230V	22/7,5	22/7,5	30/9	30/9	40/11	50/15	60/18,5
	400V	22/11	22/11	30/15	30/15	40/22	50/25	55/30
	500V	22/11	22/11	30/18,5	30/18,5	40/30	50/33	55/37
	690V	16/11	16/11	20/18,5	20/18,5	25/22	27/25	32/30
Nominal interruption power AC23-A ($\cos\phi$ 0,45) (A)	230V	200	200	256	256	400	504	560
	400V	200	200	256	256	400	480	536
	500V	200	200	256	256	400	480	536
	690V	160	160	200	200	256	280	304
Rated short-time short circuit withstand current I_{cw} (1s)	A	400	400	400	400	1500	1500	1500
Rated shorth circuit making capacity I_{cm}	A	1500	1500	1500	1500	2840	2840	2840
Conditional rated short circuit withstand current	kA	10	10	10	10	10	10	10
	500V (A)	-	-	-	-	-	-	100
Fuse rating gG	690V (A)	40	40	40	40	63	80	-
	mm ²	1,5-10	1,5-10	1,5-10	1,5-10	6-25	6-25	6-25
Terminal screw / Screwing torque	Nm	M4/1,2	M4/1,2	M4/1,2	M4/1,2	M5/3	M5/3	M5/3
General use (UL508) 600V AC	A	32	32	40	40	63	80	100
Standard motors load (UL508) single phase - 2 poles	120VAC HP/FLA	1,5/20	1,5/20	2/24	2/24	3/34	3/34	3/34
	240VAC HP/FLA	3/17	3/17	5/28	5/28	7,5/40	7,5/40	10/50
Standard motors load (UL508) 3 phase - 3 poles	240VAC HP/FLA	7,5/22	7,5/22	10/28	10/28	10/28	10/28	10/28
	480VAC HP/FLA	10/14	10/14	15/21	15/21	20/27	25/34	25/34
	600VAC HP/FLA	15/17	15/17	20/22	20/22	25/27	30/32	30/32
Connectable section (UL508) AWG		16-8	16-8	16-8	16-8	10-2	10-2	10-2

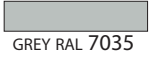
Series connection of the poles of the 4P versions for use of DC current



■ WALL MOUNTING EMERGENCY PUSH-BUTTON SERIES 69

MAIN TECHNICAL FEATURES:

- Emergency push-buttons complete with 1 contact NC 10A - 250V~.
- Made of shock resistant halogen free technopolymer on ABS base.
- Preparing for conduit entry \varnothing 20/25 mm.
- Resistance to abnormal heat: up to 650°C (Glow Wire Test, IEC 60695-2-1 standard).
- Made in compliance with: EN418, EN60947-5-1, EN60204-1, ISO13850 standards.
- The operators are built with a mechanical system that guarantees the certainty of operation and of locking, or locking, in the operating position.
- The positive opening NC contact guarantees maximum reliability of the actuators.


IP65


■ Wall mounting emergency push-button

ITEM	DESCRIPTION	DIMENSIONS mm	PACKAGING PIECES
EC69000E	Emergency push-button \varnothing 40 - Twist to release	96x96x105	1/12
EC69000ES	Emergency push-button \varnothing 40 - Twist to release with vision red/green	96x96x105	1/12
EC69003E	Emergency push-button \varnothing 40 - Push-pull	96x96x105	1/12
EC69003EL	Emergency push-button \varnothing 40 - Push-pull with lens cap	96x96x105	1/12
EC69007E	Emergency push-button \varnothing 40 - With key release	96x96x105	1/12
EC69060E	Emergency push-button \varnothing 60 - Twist to release	96x96x105	1/12
EC69063E	Emergency push-button \varnothing 60 - Push-pull	96x96x105	1/12


EC69000E

EC69000ES

EC69003E

EC69003EL

EC69007E

EC69060E

EC69063E

DISTRIBUTION BOARDS



panel system

board system

2

MAIN TECHNICAL FEATURES

Material: made of halogen free and shock resistant technopolymer on ABS base with resistance to UV rays.

Standard colour: grey RAL 7035.

Resistance to mechanical shocks IK 08 - IK 10 (shocks up to 6-20 J).

Resistance to abnormal heat: up to 650° C (Glow Wire Test, Reference Standard IEC 60695-2-11).

Installation temperature range: minimum -15° C, maximum +60° C.

Smoked scratch-proof doors with safety key.

Door can be blocked while opened to easily access to the switches.

Galvanized steel mounting DIN rail Suitable for installation of MCB and RCD protection devices from 48 to 75 mm depth.

90° openable hinged door with holding position device to make maintenance operations easier.

Pre-cuts for conduit or cable inlet of different sizes.

Screw caps for double insulation included.

Power loss in compliance with Standard EN 60670-24.

Reference Standards: EN 60670, EN 50102.

Products meeting the essential requirements of L.V.D. 2014/35/UE.

Products in compliance with RoHS II - 2011/65/UE directive.



Blank, pre-cut or flanged empty distribution boards for EN 60309 sockets
page 164




Assembled distribution boards DBO type, wall fixed installation
page 172




Assembled distribution boards ASC type, mobile installation
page 179



Construction site empty distribution boards
page 194



Construction site assembled distribution boards, mobile installation
page 195



Metallic support for distribution boards and construction site distribution boards
page 191/204

board system

MAIN TECHNICAL FEATURES

The 8, 12 and 19 modules boards are equipped with internal hinges to support the lid during wiring operations

Possibility to mount 48-75 mm high modules

Snap-on scratch-proof door with a triangle safety key

Self-adhesive circuit labels

Flanged version for sockets with fixing hole centre distance 60x60 mm

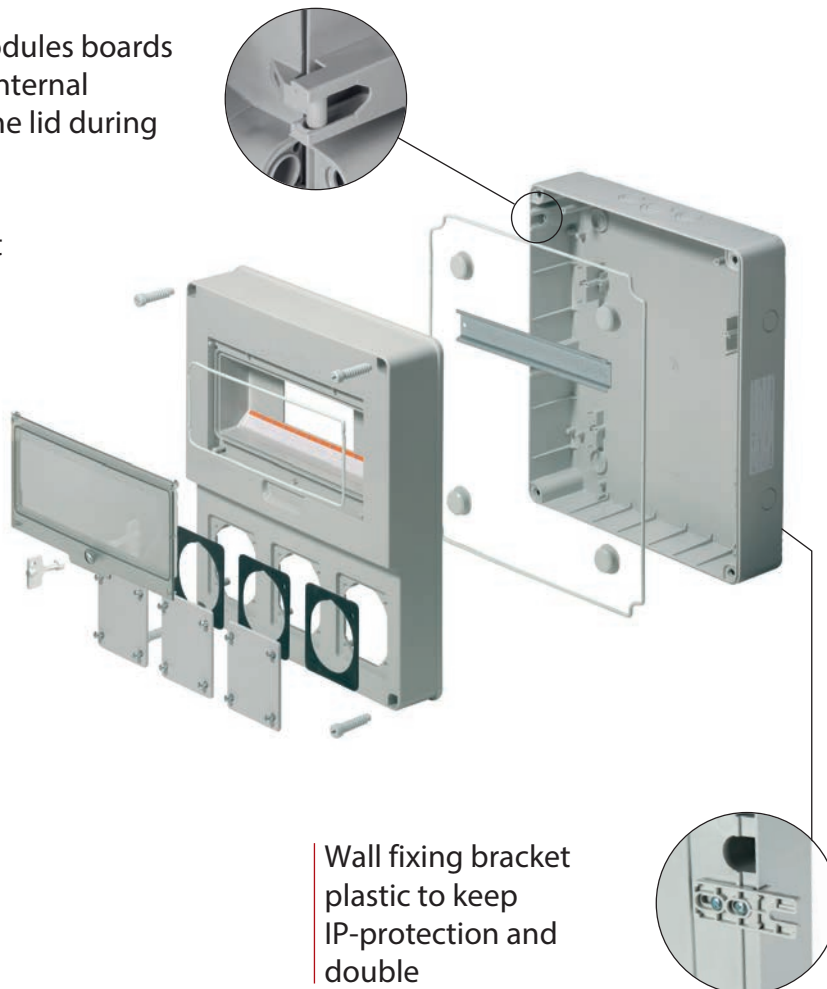
Wall fixing bracket plastic to keep IP-protection and double insulation

Blank plate for unused switches

Screw caps to gain double insulation

Cable inlet through IP55 plastic stepped glands, IP44/IP65/IP67 conduit fittings and IP68 cable glands

Protection degree IP65: suitable for heavy uses



The distribution boards "Board System Series 690" are characterized by being very strong so they can be safely used for temporary installations such as construction sites, markets, fairs, etc.

They are entirely made up of UV-resistant halogen-free technopolymer on ABS-base, they are particularly suitable for outdoor use, thanks to the high impact resistance. The distribution boards, with

accessories, fit different use configurations: fixed on a wall, movable with a handle or on a metal support.

Each dimension of the distribution boards Series 690 is available in 3 different versions:

BLANK - fully closed board with inner reticular structure to mount sockets or other equipments by self-tapping screws.

PRE-CUT - board with standard holes to mount industrial sockets

EN 60309 type of any brand and model up to 32A and inner reticular structure for a fixing by self-tapping screws.

FLANGED - board suitable to house our 16A industrial sockets or sockets with mounting flange with screw hole centre distance 60x60 mm.

The flanged boards allow the housing of our interlocked sockets: vertical, horizontal, with or without fuse holder.



DISTRIBUTION BOARD SERIES 690

MAIN TECHNICAL FEATURES:

- Distribution boards completely made of shock resistant technopolymer on ABS base.
- Protection degree IP65 with closed door.
- Galvanized steel mounted DIN rail, fixed to the bottom and adjustable in depth.
- Pre-cuts for conduit or cable inlet of different sizes.
- Screw caps for double insulation included.
- Reference Standards: EN 60670-1, EN 60670-24.
- Single package in strong cardboard boxes suitable for transport and storage.
- Blank flanges with screws and gaskets included.

IP65

CE

GREY RAL 7035

Distribution boards for 2 vertical sockets - 4 modules

ITEM	TYPE	EXTERNAL DIMENSIONS W x H x D mm	POWER LOSS (Watt) EN 60670-24	PACKAGING PIECES
EC69001	BLANK	105x337x95	9	1/15
EC69011	PRE-CUT	105x337x95	9	1/15
* EC69021	FLANGED	105x337x95	9	1/15

Distribution boards for 3 vertical sockets - 4 modules

ITEM	TYPE	EXTERNAL DIMENSIONS W x H x D mm	POWER LOSS (Watt) EN 60670-24	PACKAGING PIECES
EC69002	BLANK	105x430x95	9	1/13
EC69012	PRE-CUT	105x430x95	9	1/13
* EC69022	FLANGED	105x430x95	9	1/13

*Flanged version for ELETTRICANALI 16A sockets and similar with 60x60 mm hole centre distance



EC69001

EC69011

EC69021

EC69002

EC69012

EC69022

board system

DISTRIBUTION BOARD SERIES 690

MAIN TECHNICAL FEATURES:

- Distribution boards completely made of shock resistant technopolymer on ABS base.
- Protection degree IP65 with closed door.
- 90° openable hinged door with holding position device to make maintenance operations easier.
- Galvanized steel mounted DIN rail, fixed to the bottom and adjustable in depth.
- Pre-cuts for conduit or cable inlet of different sizes.
- Screw caps for double insulation included.
- Reference Standards: EN 60670-1, EN 60670-24.
- Single package in strong cardboard boxes suitable for transport and storage.
- Blank flanges with screws and gaskets included.



IP65

CE

GREY RAL 7035

Distribution boards for 4 sockets - 8 modules

ITEM	TYPE	EXTERNAL DIMENSIONS W x H x D mm	POWER LOSS (Watt) EN 60670-24	PACKAGING PIECES
EC69003	BLANK	200x430x95	13	1
EC69013	PRE-CUT	200x430x95	13	1
* EC69023	FLANGED	200x430x95	13	1

*Flanged version for ELETTROCANTALI 16A sockets and similar with 60x60 mm hole centre distance



EC69003

EC69013

EC69023



DISTRIBUTION BOARD SERIES 690

MAIN TECHNICAL FEATURES:

- Distribution boards completely made of shock resistant technopolymer on ABS base.
- Protection degree IP65 with closed door.
- 90° openable hinged door with holding position device to make maintenance operations easier.
- Galvanized steel mounted DIN rail, fixed to the bottom and adjustable in depth.
- Pre-cuts for conduit or cable inlet of different sizes.
- Screw caps for double insulation included.
- Reference Standards: EN 60670-1, EN 60670-24.
- Single package in strong cardboard boxes suitable for transport and storage.
- Blank flanges with screws and gaskets included. (except 69045).

CE

□ IP65

GREY RAL 7035

Distribution boards for 3 horizontal sockets - 12 modules

ITEM	TYPE	EXTERNAL DIMENSIONS W x H x D mm	POWER LOSS (Watt) EN 60670-24	PACKAGING PIECES
EC69004	BLANK	320x360x135	24	1
EC69014	PRE-CUT	320x360x135	24	1
* EC69024	FLANGED	320x360x135	24	1
EC69034	FLANGED FOR 2 INTERLOCKED HORIZONTAL SOCKETS 16/32A WITHOUT FUSE HOLDER	320x360x135	24	1

Distribution boards for 6 sockets - 12 modules

ITEM	TYPE	EXTERNAL DIMENSIONS W x H x D mm	POWER LOSS (Watt) EN 60670-24	PACKAGING PIECES
EC69005	BLANK	320x510x135	24	1
EC69015	PRE-CUT	320x510x135	24	1
* EC69025	FLANGED	320x510x135	24	1
EC69035	FLANGED FOR 4 INTERLOCKED HORIZONTAL SOCKETS 16/32A WITHOUT FUSE HOLDER	320x510x135	24	1
EC69045	FLANGED FOR 2 INTERLOCKED VERTICAL SOCKETS 16/32/63A	320x510x135	24	1

*Flanged version for ELETTROCANALI 16A sockets and similar with 60x60 mm hole centre distance



board system

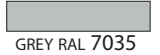
DISTRIBUTION BOARD SERIES 690

MAIN TECHNICAL FEATURES:

- Distribution boards completely made of shock resistant technopolymer on ABS base.
- Protection degree IP65 with closed door.
- 90° openable hinged door with holding position device to make maintenance operations easier.
- Galvanized steel mounted DIN rail, fixed to the bottom and adjustable in depth.
- Pre-cuts for conduit or cable inlet of different sizes.
- Screw caps for double insulation included.
- Reference Standards: EN 60670-1, EN 60670-24.
- Single package in strong cardboard boxes suitable for transport and storage.
- Blank flanges with screws and gaskets included. (only 69026).



IP65



GREY RAL 7035

Distribution boards for 8 sockets - 19 modules

ITEM	TYPE	EXTERNAL DIMENSIONS W x H x D mm	POWER LOSS (Watt) EN 60670-24	PACKAGING PIECES
EC69006	BLANK	400x525x135	30	1
EC69016	PRE-CUT	400x525x135	30	1
* EC69026	FLANGED	400x525x135	30	1
EC69036	FLANGED FOR 4 INTERLOCKED HORIZONTAL SOCKETS 16/32A WITH FUSE HOLDER	400x525x135	30	1
EC69046	FLANGED FOR 3 INTERLOCKED VERTICAL SOCKETS 16/32/63A	400x525x135	30	1

*Flanged version for ELETTROCANTALI 16A sockets and similar with 60x60 mm hole centre distance



EC69006



EC69016



EC69026



EC69036



EC69046



ACCESSORIES FOR DISTRIBUTION BOARDS **SERIES 690**

MAIN TECHNICAL FEATURES:

- Material: shock resistant technopolymer on ABS base for flanges.
- Material: rigid 6.6 Nylon for handles and connecting devices.
- Material : made of shock resistant technopolymer on PC base, resistance to abnormal heat: up to 960° C (Glow Wire Test, Reference Standard IEC 60695-2-11) for terminal blok supports.
- Possibility to install up to 4 terminal blocks.
- For available terminal blocks, see enclosures section.

CE

GREY RAL 7035

Connecting devices to get combinations of modular enclosures and boards

ITEM	TYPE	INTERNAL Ø mm	HOLE Ø mm	FERRULE Ø mm	LENGHT mm	PACKAGING PIECES
EC52121	PG21	21,6	29,0	38,0	23,0	10/50
EC52129	PG29	27,7	37,5	44,2	23,0	10/50
EC52136	PG36	34,9	47,5	52,6	24,5	10/50

Handles with insulated screws


ITEM	COLOUR	DIMENSIONS W x H x D mm	PACKAGING PIECES
EC690MA	■	134 x43 x 26,5	1/10

Spare flanges with screws and gaskets for flanged boards


ITEM	DIMENSIONS mm	FOR BOARD	PACKAGING PIECES
EC690F1	85x74	69021-22-23-24-25-26-690F4	10
EC690F2	153x104	69034-69035	10
EC690F3	120x280	69045-69046	10
EC690F5	197x149	69036	10

Flange for wall mounting bases for 2 industrial sockets 16/32A or schuko sockets

ITEM	DIMENSIONS mm	FOR BOARD	PACKAGING PIECES
EC690F4	120x280	Flange for 2 panel mounting sockets 16/32A or schuko sockets on support on boards 69045-46	1/10



EC52129



EC690MA



EC690F1



EC690F2/F5



EC690F3



EC690F4

board system

ACCESSORIES FOR DISTRIBUTION BOARDS **SERIES 690**

MAIN TECHNICAL FEATURES:

- Material: shock resistant technopolymer on ABS base for flanges.
- Material: rigid 6.6 Nylon for handles and connecting devices.
- Material : made of shock resistant technopolymer on PC base, resistance to abnormal heat: up to 960° C (Glow Wire Test, Reference Standard IEC 60695-2-11) for terminal blok supports.
- Possibility to install up to 4 terminal blocks.
- For available terminal blocks, see enclosures section.

GREY RAL 7035

Modular blank plates for distribution boards and enclosures, 4,5 modules

ITEM	DIMENSIONS mm	COLOUR	PACKAGING PIECES
EC600TC	4,5 modules DIN EN 50022 - 52x82	GREY RAL 7035	25

Plastic supports for brass terminal blocks


ITEM	FOR BOARDS	COLOUR	PACKAGING PIECES
EC67004	8 modules boards	GREY RAL 7035	-/10
EC67012	12 and 19 modules boards	GREY RAL 7035	-/10

Plastic bracket to keep IP-protection and double insulation


ITEM	DIMENSIONS mm	COLOUR	PACKAGING PIECES
EC600SF	20x13x59	GREY RAL 7035	50

DIN rail adapter for 2 «MyLIFE» devices

ITEM	DIMENSIONS mm	COLOUR	PACKAGING PIECES
ECL4608	50 x 45 x 57	GREY RAL 7035	40



EC600TC



EC67004



EC600SF



ECL4608

MAIN TECHNICAL FEATURES

SAMPLE OF CONFIGURATION "ASC"

The 8, 12 and 19 modules boards are equipped with internal hinges to support the lid during wiring operation

Carrying handle

Self-adhesive circuit labels

Blank plate for unused switches

Snap-on scratch-proof door with a triangle safety key

Wall fixing bracket plastic to keep IP-protection and double insulation

16 A sockets EN60309 or protected schuko/ bivalent sockets

Screw caps to gain double insulation

Combined circuit breaker which can be mounted together with the emergency button (on request)

Inlet through power cable by cable gland and industrial socket

The distribution boards Board System Series 690 are one of the most flexible and adaptable solution thanks to the several combinations: inclined 16A industrial sockets EN 60309 from 2 to 8 seats, horizontal 16/32A interlocked sockets without fuse holder from 2 to 4 seats, horizontal 16/32A interlocked sockets without fuse holder with 4 seats, vertical 16/32A interlocked sockets with fuse holder from 2 to 3 seats, vertical 16/32A interlocked sockets with fuse holder with 4 seats, the possibility to install also Schuko / bivalent sockets.

The distribution boards comply with the requirements of the Reference Standard EN 61439 "Low-voltage switchgear and controlgear assemblies", are supplied complete with wiring diagram, conformity declaration and label with relevant data. They are available in 2 different versions:
ASSEMBLED BOARD TYPE BDO: board equipped with protective devices and intended for installation in places accessible to unskilled personnel untrained to the specific use. Usually used for fixed installation.

ASSEMBLED BOARD TYPE ASC: board equipped with protective devices and intended for use on construction sites, or at least in places of temporary work, which is only accessed by authorized and qualified personnel. Typically used for mobile installations because it is suitable for being moved frequently and supplied with carrying handle and power cable with industrial plug. Each cabled distribution board is supplied complete with wiring diagram and declaration of conformity.





ASSEMBLED DISTRIBUTION BOARDS DBO TYPE **SERIES 690**

MAIN TECHNICAL FEATURES:

- Reference standard CEI EN 61439-1, CEI EN 61439-3.
- Suggested application: wall fixed installation.
- Distribution boards intended to be operated by ordinary persons.
- Supplied with: inclined EN 60309 sockets or Italian standard/schuko sockets, MCB 6kA, 16A protection devices, screw caps for double insulation.
- Each piece packed in strong cardboard boxes suitable for transport and storage.
- **Different combination supplied on request.**



GREY RAL 7035

Assembled distribution board DBO type - 2 vertical sockets - 16A

ITEM	INSTALLED SOCKETS				IP PROTECTION DEGREE	MCB PROTECTION DEVICE	MAXIMUM SUPPLIABLE POWER	PACKAGING PIECES
	EN 309 2P+⊕	EN 309 3P+⊕	EN 309 3P+N+⊕	SCHUKO ITALIAN				
EC6902120	1	1	-	-	44	1x4P 16A	10,5 kW	1
EC6902121	2	-	-	-	44	1x2P 16A	3,6 kW	1
EC6902122	1	-	-	1	44	1x2P 16A	3,6 kW	1
EC6902123	-	-	-	2	44	1x2P 16A	3,6 kW	1
EC6902124	-	2	-	-	44	1x3P 16A	10,5 kW	1
EC6902130	1	1	-	-	65	1x4P 16A	10,5 kW	1
EC6902131	2	-	-	-	65	1x2P 16A	3,6 kW	1
EC6902132	-	2	-	-	65	1x3P 16A	10,5 kW	1

Assembled distribution board DBO type - 3 vertical sockets - 16A

ITEM	INSTALLED SOCKETS				IP PROTECTION DEGREE	MCB PROTECTION DEVICE	MAXIMUM SUPPLIABLE POWER	PACKAGING PIECES
	EN 309 2P+⊕	EN 309 3P+⊕	EN 309 3P+N+⊕	SCHUKO ITALIAN				
EC6902220	2	1	-	-	44	1x4P 16A	10,5 kW	1
EC6902221	1	1	1	-	44	1x4P 16A	10,5 kW	1
EC6902222	2	-	-	1	44	1x2P 16A	3,6 kW	1
EC6902223	1	2	-	-	44	1x4P 16A	10,5 kW	1
EC6902224	1	1	-	1	44	1x4P 16A	10,5 kW	1
EC6902225	3	-	-	-	44	1x2P 16A	3,6 kW	1
EC6902226	-	-	-	3	44	1x2P 16A	3,6 kW	1
EC6902227	-	3	-	-	44	1x3P 16A	10,5 kW	1
EC6902230	2	1	-	-	65	1x4P 16A	10,5 kW	1
EC6902231	1	2	-	-	65	1x4P 16A	10,5 kW	1
EC6902232	1	1	1	-	65	1x4P 16A	10,5 kW	1
EC6902233	3	-	-	-	65	1x2P 16A	3,6 kW	1
EC6902234	-	3	-	-	65	1x3P 16A	10,5 kW	1

Dimensions W x H x D: 105x337x95 mm



Dimensions W x H x D: 105x430x95 mm



ASSEMBLED DISTRIBUTION BOARDS DBO TYPE **SERIES 690**

MAIN TECHNICAL FEATURES:

- Reference standard CEI EN 61439-1, CEI EN 61439-3.
- Suggested application: wall fixed installation.
- Distribution boards intended to be operated by ordinary persons.
- Supplied with: inclined EN 60309 sockets or Italian standard/schuko sockets, MCB 6kA, 16A protection devices, screw caps for double insulation.
- Each piece packed in strong cardboard boxes suitable for transport and storage.
- **Different combination supplied on request.**



GREY RAL 7035

Assembled distribution board DBO type - 4 sockets - 16A

ITEM	INSTALLED SOCKETS				IP PROTECTION DEGREE	MCB PROTECTION DEVICE	MAXIMUM SUPPLIABLE POWER	PACKAGING PIECES
	EN 309 2P+⊕	EN 309 3P+⊕	EN 309 3P+N+⊕	SCHUKO ITALIAN				
EC6902320	2	2	-	-	44	1x4P 16A	10,5 kW	1
EC6902321	2	1	1	-	44	1x4P 16A	10,5 kW	1
EC6902322	1	1	1	1	44	1x4P 16A	10,5 kW	1
EC6902323	2	-	-	2	44	1x2P 16A	3,6 kW	1
EC6902324	4	-	-	-	44	1x2P 16A	3,6 kW	1
EC6902325	-	4	-	-	44	1x3P 16A	10,5 kW	1
EC6902326	3	1	-	-	44	1x4P 16A	10,5 kW	1
EC6902330	2	2	-	-	65	1x4P 16A	10,5 kW	1
EC6902331	2	1	1	-	65	1x4P 16A	10,5 kW	1
EC6902332	1	2	1	-	65	1x4P 16A	10,5 kW	1
EC6902333	4	-	-	-	65	1x2P 16A	3,6 kW	1
EC6902334	-	4	-	-	65	1x3P 16A	10,5 kW	1
EC6902336	3	1	-	-	65	1x4P 16A	10,5 kW	1

Dimensions B x H x P: 200x430x95 mm



ASSEMBLED DISTRIBUTION BOARDS DBO TYPE **SERIES 690**

MAIN TECHNICAL FEATURES:

- Reference standard CEI EN 61439-1, CEI EN 61439-3.
- Suggested application: wall fixed installation.
- Distribution boards intended to be operated by ordinary persons.
- Distribution boards 3 sockets supplied with: inclined EN 60309 sockets or Italian standard/schuko sockets, MCB 6kA, 16A protection devices, screw caps for double insulation.
- Distribution boards 2 interlocked sockets 16/32A supplied with: inclined interlocked EN 60309 sockets, MCB 6kA, 16/32A protection devices, screw caps for double insulation.
- Each piece packed in strong cardboard boxes suitable for transport and storage.
- **Different combinations supplied on request.**



GREY RAL 7035

Assembled distribution board DBO type - 3 horizontal sockets - 16A

ITEM	INSTALLED SOCKETS				IP PROTECTION DEGREE	MCB PROTECTION DEVICE	MAXIMUM SUPPLIABLE POWER	PACKAGING PIECES
	EN 309 2P+⊕	EN 309 3P+⊕	EN 309 3P+N+⊕	SCHUKO ITALIAN				
EC6902420	2	1	-	-	44	1x4P 16A	10,5 kW	1
EC6902421	1	2	-	-	44	1x4P 16A	10,5 kW	1
EC6902422	1	1	1	-	44	1x4P 16A	10,5 kW	1
EC6902423	1	1	-	1	44	1x4P 16A	10,5 kW	1
EC6902424	3	-	-	-	44	1x2P 16A	3,6 kW	1
EC6902425	-	3	-	-	44	1x3P 16A	10,5 kW	1
EC6902430	2	1	-	-	65	1x4P 16A	10,5 kW	1
EC6902431	1	2	-	-	65	1x4P 16A	10,5 kW	1
EC6902432	1	1	1	-	65	1x4P 16A	10,5 kW	1
EC6902433	3	-	-	-	65	1x2P 16A	3,6 kW	1
EC6902434	-	3	-	-	65	1x3P 16A	10,5 kW	1

Assembled distribution board DBO type - 2 horizontal interlocked sockets without fuse holder - 16/32A

ITEM	INSTALLED SOCKETS			IP PROTECTION DEGREE	MCB PROTECTION DEVICE	MAXIMUM SUPPLIABLE POWER	PACKAGING PIECES
	EN 309 2P+⊕	EN 309 3P+⊕	EN 309 3P+N+⊕				
EC6902460	2x16A	-	-	44	1x2P 16A	3,6 kW	1
EC6902461	-	2x16A	-	44	1x3P 16A	10,5 kW	1
EC6902462	1x16A	1x16A	-	44	1x4P 16A	10,5 kW	1
EC6902463	1x16A	-	1x16A	44	1x4P 16A	10,5 kW	1
EC6902464	1x16A	1x32A	-	44	1x2P16A + 1x3P 32A	24,5 kW	1
EC6902465	1x16A	-	1x32A	44	1x2P16A + 1x4P 32A	24,5 kW	1
EC6902470	2x16A	-	-	65	1x2P 16A	3,6 kW	1
EC6902471	-	2x16A	-	65	1x3P 16A	10,5 kW	1
EC6902472	1x16A	1x16A	-	65	1x4P 16A	10,5 kW	1
EC6902473	1x16A	-	1x16A	65	1x4P 16A	10,5 kW	1
EC6902474	1x16A	1x32A	-	65	1x2P16A + 1x3P 32A	24,5 kW	1
EC6902475	1x16A	-	1x32A	65	1x2P16A + 1x4P 32A	24,5 kW	1

Dimensions W x H x D: 360x320x135 mm



ASSEMBLED DISTRIBUTION BOARDS DBO TYPE **SERIES 690**

MAIN TECHNICAL FEATURES:

- Reference standard CEI EN 61439-1, CEI EN 61439-3.
- Suggested application: wall fixed installation.
- Distribution boards intended to be operated by ordinary persons.
- Distribution boards 6 sockets supplied with: inclined EN 60309 sockets or Italian standard/schuko sockets, MCB 6kA, 16A protection devices, screw caps for double insulation.
- Distribution boards 4 interlocked sockets 16/32A supplied with: inclined interlocked EN 60309 sockets, MCB 6kA, 16/32A protection devices, screw caps for double insulation.
- Each piece packed in strong cardboard boxes suitable for transport and storage.
- **Different combinations supplied on request.**



GREY RAL 7035

Assembled distribution board DBO type - 6 sockets - 16A

ITEM	INSTALLED SOCKETS				IP PROTECTION DEGREE	MCB PROTECTION DEVICE	MAXIMUM SUPPLIABLE POWER	PACKAGING PIECES
	EN 309 2P+⊕	EN 309 3P+⊕	EN 309 3P+N+⊕	SCHUKO ITALIAN				
EC6902520	3	3	-	-	44	1x2P 16A + 1x3P 16A	14,1 kW	1
EC6902521	2	2	2	-	44	1x2P 16A + 1x4P 16A	14,1 kW	1
EC6902522	2	2	1	1	44	1x2P 16A + 1x4P 16A	14,1 kW	1
EC6902523	2	1	1	2	44	1x2P 16A + 1x4P 16A	14,1 kW	1
EC6902524	6	-	-	-	44	2x2P 16A	7,2 kW	1
EC6902525	-	6	-	-	44	2x3P 16A	21,0 kW	1
EC6902530	3	3	-	-	65	1x2P 16A + 1x3P 16A	14,1 kW	1
EC6902531	2	2	2	-	65	1x2P 16A + 1x4P 16A	14,1 kW	1
EC6902532	3	2	1	-	65	1x2P 16A + 1x4P 16A	14,1 kW	1
EC6902533	6	-	-	-	65	2x2P 16A	7,2 kW	1
EC6902534	-	6	-	-	65	2x3P 16A	21,0 kW	1
EC6902535	4	2	-	-	65	2x2P 16A + 1x3P 16A	17,7 kW	1

Assembled distribution board DBO type - 4 horizontal interlocked sockets without fuse holder - 16/32A

ITEM	INSTALLED SOCKETS			IP PROTECTION DEGREE	MCB PROTECTION DEVICE	MAXIMUM SUPPLIABLE POWER	PACKAGING PIECES
	EN 309 2P+⊕	EN 309 3P+⊕	EN 309 3P+N+⊕				
EC6902560	2x16A	2x16A	-	44	1x2P 16A + 1x3P 16A	14,1 kW	1
EC6902561	2x16A	1x16A	1x16A	44	1x2P 16A + 1x4P 16A	14,1 kW	1
EC6902562	4x16A	-	-	44	2x2P 16A	7,2 kW	1
EC6902563	-	4x16A	-	44	2x3P 16A	21,0 kW	1
EC6902564	2x16A	1x16A	-	44	1x2P 16A + 1x3P 16A	34,7 kW	1
	-	1x32A	-		+1x3P 32A		
EC6902565	2x16A	1x16A	1x32A	44	1x2P 16A + 1x3P 16A	34,7 kW	1
					+1x4P 32A		
EC6902570	2x16A	2x16A	-	65	1x2P 16A + 1x3P 16A	14,1 kW	1
EC6902571	2x16A	1x16A	1x16A	65	1x2P 16A + 1x4P 16A	14,1 kW	1
EC6902572	4x16A	-	-	65	2x2P 16A	7,2 kW	1
EC6902573	-	4x16A	-	65	2x3P 16A	21,0 kW	1
EC6902574	2x16A	1x16A	-	65	1x2P 16A + 1x3P 16A	34,7 kW	1
	-	1x32A	-		+1x3P 32A		
EC6902575	2x16A	1x16A	1x32A	65	1x2P 16A + 1x3P 16A	34,7 kW	1
					+1x4P 32A		



Dimensions W x H x D: 320x510x135 mm



ASSEMBLED DISTRIBUTION BOARDS DBO TYPE **SERIES 690**

MAIN TECHNICAL FEATURES:

- Reference standard CEI EN 61439-1, CEI EN 61439-3.
- Suggested application: wall fixed installation.
- Distribution boards intended to be operated by ordinary persons.
- Distribution boards 8 sockets supplied with: inclined EN 60309 sockets or Italian standard/schuko sockets, MCB 6kA, 16A protection devices, screw caps for double insulation.
- Each piece packed in strong cardboard boxes suitable for transport and storage.
- **Different combinations supplied on request.**



GREY RAL 7035

Assembled distribution board DBO type - 8 sockets - 16A

ITEM	INSTALLED SOCKETS			IP PROTECTION DEGRE	MCB PROTECTION DEVICE	MAXIMUM SUPPLIABLE POWER	PACKAGING PIECES
	EN 309 2P+⊕	EN 309 3P+⊕	EN 309 3P+N+⊕				
EC6902620	8	-	-	44	4x2P 16A	14,1 kW	1
EC6902621	4	4	-	44	1x2P 16A + 1x3P 16A	13,8 kW	1
EC6902622	4	-	4	44	1x2P 16A + 1x4P 16A	13,8 kW	1
EC6902623	4	2	2	44	1x2P 16A + 1x4P 16A	13,8 kW	1
EC6902630	8	-	-	65	4x2P 16A	14,1 kW	1
EC6902631	4	4	-	65	1x2P 16A + 1x3P 16A	13,2 kW	1
EC6902632	4	-	4	65	1x2P 16A + 1x4P 16A	13,2 kW	1
EC6902633	4	2	2	65	1x2P 16A + 1x4P 16A	13,2 kW	1

Dimensions W x H x D: 400x525x135 mm



ASSEMBLED DISTRIBUTION BOARDS DBO TYPE SERIES 690

MAIN TECHNICAL FEATURES:

- Reference standard CEI EN 61439-1, CEI EN 61439-3.
- Suggested application: wall fixed installation.
- Distribution boards intended to be operated by ordinary persons.
- Supplied with interlocked sockets 16/32A with fuse holder gG 10,3x38 mm type (not included) and LED light indicator for blown fuse, MCB 6kA, 16/32A protection devices, screw caps for double insulation.
- Each piece packed in strong cardboard boxes suitable for transport and storage.
- **Different combinations supplied on request.**

LED light indicator
for blown fuse



CE

GREY RAL 7035

Assembled distribution board DBO type - 2 interlocked vertical sockets with fuse holder - 16/32A

ITEM	INSTALLED SOCKETS			IP PROTECTION DEGREE	MCB PROTECTION DEVICE	MAXIMUM SUPPLIABLE POWER	PACKAGING PIECES
	EN 309 2P+⊕	EN 309 3P+⊕	EN 309 3P+N+⊕				
EC6904540	2x16A	-	-	44	1x2P 16A	3,6 kW	1
EC6904541	-	2x16A	-	44	1x3P 16A	10,5 kW	1
EC6904542	-	-	2x16A	44	1x4P 16A	10,5 kW	1
EC6904543	1x16A	1x16A	-	44	1x4P 16A	10,5 kW	1
EC6904544	1x16A	-	1x16A	44	1x4P 16A	10,5 kW	1
EC6904545	-	1x16A	1x16A	44	1x4P 16A	10,5 kW	1
EC6904546	2x32A	-	-	44	1x2P 32A	7,0 kW	1
EC6904547	-	2x32A	-	44	1x3P 32A	21,0 kW	1
EC6904548	-	-	2x32A	44	1x4P 32A	21,0 kW	1
EC6904549	1x16A	1x32A	-	44	1x4P 32A	21,0 kW	1
EC6904550	1x16A	-	1x32A	44	1x4P 32A	21,0 kW	1
EC6904551	-	1x32A	1x32A	44	1x4P 32A	21,0 kW	1
EC6904560	2x16A	-	-	65	1x2P 16A	3,6 kW	1
EC6904561	-	2x16A	-	65	1x3P 16A	10,5 kW	1
EC6904562	-	-	2x16A	65	1x4P 16A	10,5 kW	1
EC6904563	1x16A	1x16A	-	65	1x4P 16A	10,5 kW	1
EC6904564	1x16A	-	1x16A	65	1x4P 16A	10,5 kW	1
EC6904565	-	1x16A	1x16A	65	1x4P 16A	10,5 kW	1
EC6904566	2x32A	-	-	65	1x2P 32A	7,0 kW	1
EC6904567	-	2x32A	-	65	1x3P 32A	21,0 kW	1
EC6904568	-	-	2x32A	65	1x4P 32A	21,0 kW	1
EC6904569	1x16A	1x32A	-	65	1x4P 32A	21,0 kW	1
EC6904570	1x16A	-	1x32A	65	1x4P 32A	21,0 kW	1
EC6904571	-	1x32A	1x32A	65	1x4P 32A	21,0 kW	1

On request the sockets can be supplied without fuse holder

Dimensions W x H x D: 320x510x135 mm



ASSEMBLED DISTRIBUTION BOARDS DBO TYPE SERIES 690

MAIN TECHNICAL FEATURES:

- Reference standard CEI EN 61439-1, CEI EN 61439-3.
- Suggested application: wall fixed installation.
- Distribution boards intended to be operated by ordinary persons.
- Supplied with interlocked sockets 16/32A with fuse holder gG 10,3x38 mm type (not included) and LED light indicator for blown fuse, MCB 6kA, 16/32A protection devices, screw caps for double insulation.
- Each piece packed in strong cardboard boxes suitable for transport and storage.
- **Different combinations supplied on request.**

LED light indicator
for blown fuse



CE

GREY RAL 7035

Assembled distribution board DBO type - 4 horizontal interlocked sockets with fuse holder - 16/32A

ITEM	INSTALLED SOCKETS			IP PROTECTION DEGREE	MCB PROTECTION DEVICE	MAXIMUM SUPPLIABLE POWER	PACKAGING PIECES
	EN 309 2P+	EN 309 3P+	EN 309 3P+N+				
EC6903620	2x16A	2x16A	-	44	1x2P 16A + 1x3P 16A	14,1 kW	1
EC6903621	2x16A	-	2x16A	44	1x2P 16A + 1x4P 16A	14,1 kW	1
EC6903622	2x16A	2x32A	-	44	1x2P 16A + 1x3P 32A	24,5 kW	1
EC6903623	2x16A	-	2x32A	44	1x2P 16A + 1x4P 32A	24,5 kW	1
EC6903630	2x16A	2x16A	-	65	1x2P 16A + 1x3P 16A	14,1 kW	1
EC6903631	2x16A	-	2x16A	65	1x2P 16A + 1x4P 16A	14,1 kW	1
EC6903632	2x16A	2x32A	-	65	1x2P 16A + 1x3P 32A	24,5 kW	1
EC6903633	2x16A	-	2x32A	65	1x2P 16A + 1x4P 32A	24,5 kW	1

Assembled distribution board DBO type - 3 vertical interlocked sockets with fuse holder - 16/32A

ITEM	INSTALLED SOCKETS			IP PROTECTION DEGREE	MCB PROTECTION DEVICE	MAXIMUM SUPPLIABLE POWER	PACKAGING PIECES
	EN 309 2P+	EN 309 3P+	EN 309 3P+N+				
EC6904620	2x16A	1x16A	-	44	1x2P 16A + 1x3P 16A	14,1 kW	1
EC6904621	1x16A	-	2x16A	44	1x2P 16A + 1x4P 16A	14,1 kW	1
EC6904622	2x16A	1x32A	-	44	1x2P 16A + 1x3P 32A	24,5 kW	1
EC6904623	2x16A	-	1x32A	44	1x2P 16A + 1x4P 32A	24,5 kW	1
EC6904630	2x16A	1x16A	-	65	1x2P 16A + 1x3P 16A	14,1 kW	1
EC6904631	1x16A	-	2x16A	65	1x2P 16A + 1x4P 16A	14,1 kW	1
EC6904632	2x16A	1x32A	-	65	1x2P 16A + 1x3P 32A	24,5 kW	1
EC6904633	2x16A	-	1x32A	65	1x2P 16A + 1x4P 32A	24,5 kW	1

Dimensions W x H x D: 400x525x135 mm



On request the vertical sockets can be supplied without fuse holder

ASSEMBLED DISTRIBUTION BOARDS ASC TYPE **SERIES 690**

MAIN TECHNICAL FEATURES:

- Reference standard CEI EN 61439-1, CEI EN 61439-4.
- Suggested application: mobile installation.
- Suggested use: construction sites or temporary installations, where only trained people are allowed.
- Supplied with inclined EN 60309 sockets or Italian standard/schuko sockets, MCB 16A protection devices 6kA, RCCB or RCBO 40A 30mA, screw caps for double insulation, 4 mt cable H07RN-F with EN 60309 16A plug.
- Each piece packed in strong cardboard boxes suitable for transport and storage.
- **Different combinations supplied on request.**



GREY RAL 7035

Assembled distribution board ASC type - 2 vertical sockets - 16A

ITEM	INSTALLED SOCKETS				IP PROTECTION DEGREE	RCBO PROTECTION DEVICE	MAXIMUM SUPPLIABLE POWER	PACKAGING PIECES
	EN 309 2P+⊕	EN 309 3P+⊕	EN 309 3P+N+⊕	SCHUKO ITALIAN				
EC6902100	1	1	-	-	44	1x4P 16A - 30mA	10,5 kW	1
EC6902101	1	-	-	1	44	1x2P 16A - 30mA	3,6 kW	1
EC6902102	2	-	-	-	44	1x2P 16A - 30mA	3,6 kW	1
EC6902103	-	-	-	2	44	1x2P 16A - 30mA	3,6 kW	1
EC6902104	-	2	-	-	44	1x4P 16A - 30mA	10,5 kW	1
EC6902110	1	1	-	-	65	1x4P 16A - 30mA	10,5 kW	1
EC6902111	2	-	-	-	65	1x2P 16A - 30mA	3,6 kW	1
EC6902112	-	2	-	-	65	1x4P 16A - 30mA	10,5 kW	1

• Available on request with cabled emergency push-button, item code ...-E

Assembled distribution board ASC type - 3 vertical sockets - 16A

ITEM	INSTALLED SOCKETS				IP PROTECTION DEGREE	RCBO PROTECTION DEVICE	MAXIMUM SUPPLIABLE POWER	PACKAGING PIECES
	EN 309 2P+⊕	EN 309 3P+⊕	EN 309 3P+N+⊕	SCHUKO ITALIAN				
EC6902200	2	1	-	-	44	1x4P 16A - 30mA	10,5 kW	1
EC6902201	1	1	1	-	44	1x4P 16A - 30mA	10,5 kW	1
EC6902202	2	-	-	1	44	1x2P 16A - 30mA	3,6 kW	1
EC6902203	1	2	-	-	44	1x4P 16A - 30mA	10,5 kW	1
EC6902204	1	1	-	1	44	1x4P 16A - 30mA	10,5 kW	1
EC6902205	3	-	-	-	44	1x2P 16A - 30mA	3,6 kW	1
EC6902206	-	3	-	-	44	1x4P 16A - 30mA	10,5 kW	1
EC6902207	-	-	-	3	44	1x2P 16A - 30mA	3,6 kW	1
EC6902210	2	1	-	-	65	1x4P 16A - 30mA	10,5 kW	1
EC6902211	1	2	-	-	65	1x4P 16A - 30mA	10,5 kW	1
EC6902212	1	1	1	-	65	1x4P 16A - 30mA	10,5 kW	1
EC6902213	3	-	-	-	65	1x2P 16A - 30mA	3,6 kW	1
EC6902214	-	3	-	-	65	1x4P 16A - 30mA	10,5 kW	1

• Available on request with cabled emergency push-button, item code ...-E.

Dimensioni W x H x D:
105x337x95 mm



Dimensioni W x H x D:
105x430x95 mm



ASSEMBLED DISTRIBUTION BOARDS ASC TYPE **SERIES 690**

MAIN TECHNICAL FEATURES:

- Reference standard CEI EN 61439-1, CEI EN 61439-4.
- Suggested application: mobile installation.
- Suggested use: construction sites or temporary installations, where only trained people are allowed.
- Supplied with inclined EN 60309 sockets or Italian standard/schuko sockets, MCB 16A protection devices 6kA, RCCB or RCBO 40A 30mA, screw caps for double insulation, 4 mt cable H07RN-F with EN 60309 16A plug.
- Each piece packed in strong cardboard boxes suitable for transport and storage.
- **Different combinations supplied on request.**



GREY RAL 7035

Assembled distribution board ASC type - 4 sockets - 16A

ITEM	INSTALLED SOCKETS				IP PROTECTION DEGREE	RCBO PROTECTION DEVICE	MAXIMUM SUPPLIABLE POWER	PACKAGING PIECES
	EN 309 2P+⊕	EN 309 3P+⊕	EN 309 3P+N+⊕	SCHUKO ITALIAN				
EC6902300	2	2	-	-	44	1x4P 16A - 30mA	10,5 kW	1
EC6902301	2	1	1	-	44	1x4P 16A - 30mA	10,5 kW	1
EC6902302	1	1	1	1	44	1x4P 16A - 30mA	10,5 kW	1
EC6902303	2	-	-	2	44	1x2P 16A - 30mA	3,6 kW	1
EC6902304	4	-	-	-	44	1x2P 16A - 30mA	3,6 kW	1
EC6902305	-	4	-	-	44	1x4P 16A - 30mA	10,5 kW	1
EC6902308	3	1	-	-	44	1x4P 16A - 30mA	10,5 kW	1
EC6902310	2	2	-	-	65	1x4P 16A - 30mA	10,5 kW	1
EC6902311	2	1	1	-	65	1x4P 16A - 30mA	10,5 kW	1
EC6902312	1	2	1	-	65	1x4P 16A - 30mA	10,5 kW	1
EC6902313	4	-	-	-	65	1x2P 16A - 30mA	3,6 kW	1
EC6902314	-	4	-	-	65	1x4P 16A - 30mA	10,5 kW	1
EC6902318	3	1	-	-	65	1x4P 16A - 30mA	10,5 kW	1

• Available on request with cabled emergency push-button, item code ...-E

Assembled distribution board ASC type - 4 sockets - 16A - with support

ITEM	INSTALLED SOCKETS				IP PROTECTION DEGREE	RCBO PROTECTION DEVICE	MAXIMUM SUPPLIABLE POWER	PACKAGING PIECES
	EN 309 2P+⊕	EN 309 3P+⊕	EN 309 3P+N+⊕	SCHUKO ITALIAN				
EC6902300C	2	2	-	-	44	1x4P 16A - 30mA	10,5 kW	1
EC6902303C	2	-	-	2	44	1x2P 16A - 30mA	3,6 kW	1
EC6902304C	4	-	-	-	44	1x2P 16A - 30mA	3,6 kW	1
EC6902310C	2	2	-	-	65	1x4P 16A - 30mA	10,5 kW	1
EC6902313C	4	-	-	-	65	1x2P 16A - 30mA	3,6 kW	1

• Available on request with cabled emergency push-button, item code ...-E.



Dimensions W x H x D: 200x430x95 mm



ASSEMBLED DISTRIBUTION BOARDS ASC TYPE **SERIES 690**

MAIN TECHNICAL FEATURES:

- Reference standard CEI EN 61439-1, CEI EN 61439-4.
- Suggested application: mobile installation.
- Suggested use: construction sites or temporary installations, where only trained people are allowed.
- Supplied with inclined EN 60309 sockets or Italian standard/schuko sockets, MCB 16A protection devices 6kA, RCCB or RCBO 40A 30mA, screw caps for double insulation, 4 mt cable H07RN-F with EN 60309 16A plug.
- Each piece packed in strong cardboard boxes suitable for transport and storage.
- **Different combinations supplied on request.**



GREY RAL 7035

Assembled distribution board ASC type - 4 sockets - 16A - with support and protection

ITEM	INSTALLED SOCKETS				IP PROTECTION DEGREE	RCBO PROTECTION DEVICE	MAXIMUM SUPPLIABLE POWER	PACKAGING PIECES
	EN 309 2P+⊕	EN 309 3P+⊕	EN 309 3P+N+⊕	SCHUKO ITALIAN				
EC6902300T	2	2	-	-	44	1x4P 16A - 30mA	10,5 kW	1
EC6902301T	2	1	1	-	44	1x4P 16A - 30mA	10,5 kW	1
EC6902302T	1	1	1	1	44	1x4P 16A - 30mA	10,5 kW	1
EC6902303T	2	-	-	2	44	1x2P 16A - 30mA	3,6 kW	1
EC6902304T	4	-	-	-	44	1x2P 16A - 30mA	3,6 kW	1
EC6902305T	-	4	-	-	44	1x4P 16A - 30mA	10,5 kW	1
EC6902310T	2	2	-	-	65	1x4P 16A - 30mA	10,5 kW	1
EC6902311T	2	1	1	-	65	1x4P 16A - 30mA	10,5 kW	1
EC6902312T	1	2	1	-	65	1x4P 16A - 30mA	10,5 kW	1
EC6902313T	4	-	-	-	65	1x2P 16A - 30mA	3,6 kW	1
EC6902314T	-	4	-	-	65	1x4P 16A - 30mA	10,5 kW	1

- Available on request with cabled emergency push-button, item code ...-E.

Dimensions W x H x D: 200x430x95 mm



ASSEMBLED DISTRIBUTION BOARDS ASC TYPE SERIES 690

MAIN TECHNICAL FEATURES:

- Reference standard CEI EN 61439-1, CEI EN 61439-4. Suggested application: mobile installation.
- Suggested use: construction sites or temporary installations, where only trained people are allowed.
- Distribution boards ASC type supplied with 3 inclined EN 60309 sockets 16A or Italian standard/schuko sockets, MCB 16A protection devices 6kA, RCCB or RCBO 40A 30mA, screw caps for double insulation, handle, 4 mt cable H07RN-F with EN 60309 16A plug.
- Distribution boards ASC type supplied with 2 inclined interlocked EN 60309 sockets 16/32A, MCB 16/32A protection devices 6kA, RCCB or RCBO 40A 30mA, screw caps for double insulation, handle, 4 mt cable H07RN-F with EN 60309 16/32A plug.
- Each piece packed in strong cardboard boxes suitable for transport and storage.
- **Different combinations supplied on request.**



GREY RAL 7035

Assembled distribution board ASC type - 3 horizontal sockets - 16A

ITEM	INSTALLED SOCKETS				IP PROTECTION DEGREE	RCBO PROTECTION DEVICE	MAXIMUM SUPPLIABLE POWER	PACKAGING PIECES
	EN 309 2P+⊕	EN 309 3P+⊕	EN 309 3P+N+⊕	SCHUKO ITALIAN				
EC6902400	2	1	-	-	44	1x4P 16A - 30mA	10,5 kW	1
EC6902401	1	2	-	-	44	1x4P 16A - 30mA	10,5 kW	1
EC6902402	1	1	1	-	44	1x4P 16A - 30mA	10,5 kW	1
EC6902403	1	1	-	1	44	1x4P 16A - 30mA	10,5 kW	1
EC6902404	3	-	-	-	44	1x2P 16A - 30mA	3,6 kW	1
EC6902405	-	3	-	-	44	1x4P 16A - 30mA	10,5 kW	1
EC6902410	2	1	-	-	65	1x4P 16A - 30mA	10,5 kW	1
EC6902411	1	2	-	-	65	1x4P 16A - 30mA	10,5 kW	1
EC6902412	1	1	1	-	65	1x4P 16A - 30mA	10,5 kW	1
EC6902413	3	-	-	-	65	1x2P 16A - 30mA	3,6 kW	1
EC6902414	-	3	-	-	65	1x4P 16A - 30mA	10,5 kW	1

• Available on request with cabled emergency push-button, item code ...-E.

Assembled distribution board ASC type - 2 horizontal interlocked sockets without fuse holder - 16/32A

ITEM	INSTALLED SOCKETS			PLUG	IP PROTECTION DEGREE	RCBO OR RCCB PROTECTION DEVICE 30mA	MAXIMUM SUPPLIABLE POWER	PACKAGING PIECES
	EN 309 2P+⊕	EN 309 3P+⊕	EN 309 3P+N+⊕					
EC6902440	2x16A	-	-	16A	44	1x2P 16A - 30mA	3,6 kW	1
EC6902441	-	2x16A	-	16A	44	1x4P 16A - 30mA	10,5 kW	1
EC6902442	1x16A	1x16A	-	16A	44	1x4P 16A - 30mA	10,5 kW	1
EC6902443	1x16A	-	1x16A	16A	44	1x4P 16A - 30mA	10,5 kW	1
EC6902444	1x16A	1x32A	-	32A	44	1x2P 16A + 1x3P 32A RCCB 40A	21,0 kW	1
EC6902445	1x16A	-	1x32A	32A	44	1x2P 16A + 1x4P 32A RCCB 40A	21,0 kW	1
EC6902450	2x16A	-	-	16A	65	1x2P 16A - 30mA	3,6 kW	1
EC6902451	-	2x16A	-	16A	65	1x4P 16A - 30mA	10,5 kW	1
EC6902452	1x16A	1x16A	-	16A	65	1x4P 16A - 30mA	10,5 kW	1
EC6902453	1x16A	-	1x16A	16A	65	1x4P 16A - 30mA	10,5 kW	1
EC6902454	1x16A	1x32A	-	32A	65	1x2P 16A + 1x3P 32A RCCB 40A	21,0 kW	1
EC6902455	1x16A	-	1x32A	32A	65	1x2P 16A + 1x4P 32A RCCB 40A	21,0 kW	1

• Available on request with cabled emergency push-button, item code ...-E.



Dimensions W x H x D: 320x360x135 mm



board system

ASSEMBLED DISTRIBUTION BOARDS ASC TYPE **SERIES 690**

MAIN TECHNICAL FEATURES:

- Reference standard CEI EN 61439-1, CEI EN 61439-4.
- Suggested application: mobile installation.
- Suggested use: construction sites or temporary installations, where only trained people are allowed.
- Distribution boards ASC type supplied with inclined EN 60309 sockets 16A or Italian standard/schuko sockets, MCB 16A protection devices 6kA, RCCB or RCBO 40A 30mA, screw caps for double insulation, handle, 4 mt cable H07RN-F with EN 60309 16A plug.
- Each piece packed in strong cardboard boxes suitable for transport and storage.
- **Different combinations supplied on request.**



GREY RAL 7035

Assembled distribution board ASD type - 6 sockets - 16A

ITEM	INSTALLED SOCKETS				IP PROTECTION DEGREE	PROTECTION DEVICE		MAXIMUM SUPPLIABLE POWER	PACKAGING PIECES
	EN 309 2P+⊕	EN 309 3P+⊕	EN 309 3P+N+⊕	SCHUKO ITALIAN		MCB 16A	RCCB 30mA		
EC6902500	3	3	-	-	44	1x2P+1x3P	1x4P 40A	10,5 kW	1
EC6902501	2	2	2	-	44	1x2P+1x4P	1x4P 40A	10,5 kW	1
EC6902502	2	2	1	1	44	1x2P+1x4P	1x4P 40A	10,5 kW	1
EC6902503	2	1	1	2	44	2x2P+1x4P	1x4P 40A	10,5 kW	1
EC6902504	6	-	-	-	44	2x2P	1x2P 40A	3,6 kW	1
EC6902505	-	6	-	-	44	2x3P	1x4P 40A	10,5 kW	1
EC6902510	3	3	-	-	65	1x2P+1x3P	1x4P 40A	10,5 kW	1
EC6902511	2	2	2	-	65	1x2P+1x4P	1x4P 40A	10,5 kW	1
EC6902512	3	2	1	-	65	1x2P+1x4P	1x4P 40A	10,5 kW	1
EC6902513	6	-	-	-	65	2x2P	1x2P 40A	3,6 kW	1
EC6902514	-	6	-	-	65	2x3P	1x4P 40A	10,5 kW	1
EC6902515	4	2	-	-	65	2x2P+1x3P	1x4P 40A	10,5 kW	1

- Available on request with cabled emergency push-button, item code ...-E.

Dimensions B x H x P: 320x510x135 mm



ASSEMBLED DISTRIBUTION BOARDS ASC TYPE SERIES 690

MAIN TECHNICAL FEATURES:

- Reference standard CEI EN 61439-1, CEI EN 61439-4.
- Suggested application: mobile installation.
- Suggested use: construction sites or temporary installations, where only trained people are allowed.
- Distribution boards ASC type supplied with inclined EN 60309 sockets 16A or Italian standard/schuko sockets, MCB 16A protection devices 6kA, RCCB or RCBO 40A 30mA, screw caps for double insulation, handle, 4 mt cable H07RN-F with EN 60309 16A plug.
- Each piece packed in strong cardboard boxes suitable for transport and storage.
- **Different combinations supplied on request.**



GREY RAL 7035

Assembled distribution board ASC type - 6 sockets - 16A - with support

ITEM	INSTALLED SOCKETS				IP PROTECTION DEGREE	PROTECTION DEVICE		MAXIMUM SUPPLIABLE POWER	PACKAGING PIECES
	EN 309 2P+⊕	EN 309 3P+⊕	EN 309 3P+N+⊕	SCHUKO ITALIAN		MCB 16A	RCCB 30mA		
EC6902500C	3	3	-	-	44	1x2P+1x3P	1x4P 40A	10,5 kW	1
EC6902501C	2	2	2	-	44	1x2P+1x4P	1x4P 40A	10,5 kW	1
EC6902502C	2	2	1	1	44	1x2P+1x4P	1x4P 40A	10,5 kW	1
EC6902503C	2	1	1	2	44	2x2P+1x4P	1x4P 40A	10,5 kW	1
EC6902504C	6	-	-	-	44	2x2P	1x2P 40A	3,6 kW	1
EC6902505C	-	6	-	-	44	3x3P	1x4P 40A	10,5 kW	1
EC6902510C	3	3	-	-	65	1x2P+1x3P	1x4P 40A	10,5 kW	1
EC6902511C	2	2	2	-	65	1x2P+1x4P	1x4P 40A	10,5 kW	1
EC6902512C	3	2	1	-	65	1x2P+1x4P	1x4P 40A	10,5 kW	1
EC6902513C	6	-	-	-	65	2x2P	1x2P 40A	3,6kW	1
EC6902514C	-	6	-	-	65	2x3P	1x4P 40A	10,5 kW	1
EC6902515C	4	2	-	-	65	2x2P+1x3P	1x4P 40A	10,5 kW	1

- Available on request with cabled emergency push-button, item code ...-E.

Dimensions W x H x D: 320x510x135 mm



ASSEMBLED DISTRIBUTION BOARDS ASC TYPE SERIES 690

MAIN TECHNICAL FEATURES:

- Reference standard CEI EN 61439-1, CEI EN 61439-4.
- Suggested application: mobile installation.
- Suggested use: construction sites or temporary installations, where only trained people are allowed.
- Distribution boards ASC type supplied with inclined EN 60309 sockets 16A or Italian standard/schuko sockets, MCB 16A protection devices 6kA, RCCB or RCBO 40A 30mA, screw caps for double insulation, handle, 4 mt cable H07RN-F with EN 60309 16A plug.
- Each piece packed in strong cardboard boxes suitable for transport and storage.
- **Different combinations supplied on request.**



GREY RAL 7035

Assembled distribution board ASC type - 6 sockets - 16A - with support and protection

ITEM	INSTALLED SOCKETS				IP PROTECTION DEGREE	PROTECTION DEVICE		MAXIMUM SUPPLIABLE POWER	PACKAGING PIECES
	EN 309 2P+⊕	EN 309 3P+⊕	EN 309 3P+N+⊕	SCHUKO ITALIAN		MCB 16A	RCCB 30mA		
EC6902500T	3	3	-	-	44	1x2P+1x3P	1x4P 40A	10,5 kW	1
EC6902501T	2	2	2	-	44	1x2P+1x4P	1x4P 40A	10,5 kW	1
EC6902502T	2	2	1	1	44	1x2P+1x4P	1x4P 40A	10,5 kW	1
EC6902503T	2	1	1	2	44	2x2P+1x4P	1x4P 40A	10,5 kW	1
EC6902504T	6	-	-	-	44	2x2P	1x2P 40A	3,6 kW	1
EC6902505T	-	6	-	-	44	2x3P	1x4P 40A	10,5 kW	1
EC6902510T	3	3	-	-	65	1x2P+1x3P	1x4P 40A	10,5 kW	1
EC6902511T	2	2	2	-	65	1x2P+1x4P	1x4P 40A	10,5 kW	1
EC6902512T	3	2	1	-	65	1x2P+1x4P	1x4P 40A	10,5 kW	1
EC6902513T	6	-	-	-	65	2x2P	1x2P 40A	3,6 kW	1
EC6902514T	-	6	-	-	65	2x3P	1x4P 40A	10,5 kW	1
EC6902515T	4	2	-	-	65	2x2P+1x3P	1x4P 40A	10,5 kW	1

- Available on request with cabled emergency push-button, item code ...-E.

Dimensions B x H x P: 320x510x135 mm



ASSEMBLED DISTRIBUTION BOARDS ASC TYPE SERIES 690

MAIN TECHNICAL FEATURES:

- Reference standard CEI EN 61439-1, CEI EN 61439-4.
- Suggested application: mobile installation.
- Suggested use: construction sites or temporary installations, where only trained people are allowed.
- Distribution boards supplied with interlocked inclined EN 60309 sockets 16/32A, MCB 16/32A protection devices 6kA, RCCB 40A 30mA, screw caps for double insulation, handle, 4 mt cable H07RN-F with EN 60309 16/32A plug.
- Each piece packed in strong cardboard boxes suitable for transport and storage.
- **Different combinations supplied on request.**



GREY RAL 7035

Assembled distribution board ASC type - 4 interlocked sockets without fuse holder - 16/32A

ITEM	INSTALLED SOCKETS			PLUG	IP PROTECTION DEGREE	PROTECTION DEVICE		MAXIMUM SUPPLIABLE POWER	PACKAGING PIECES
	EN 309 2P+⊕	EN 309 3P+⊕	EN 309 3P+N+⊕			MCB	RCCB 30mA		
EC6902540	2x16A	2x16A	-	16A	44	1x2P 16A + 1x3P 16A	1x4P 40A	10,5 kW	1
EC6902541	2x16A	1x16A	1x16A	16A	44	1x2P 16A + 1x4P 16A	1x4P 40A	10,5 kW	1
EC6902542	4x16A	-	-	16A	44	2x2P 16A	1x2P 40A	3,6 kW	1
EC6902543	-	4x16A	-	16A	44	2x3P 16A	1x4P 40A	10,5 kW	1
EC6902544	2x16A	1x16A	-	32A	44	1x2P 16A + 1x3P 16	1x4P 40A	21,0 kW	1
	-	1x32A	-			+1x3P 32A			
EC6902545	2x16A	1x16A	1x32A	32A	44	1x2P 16A + 1x3P 16	1x4P 40A	21,0 kW	1
	-	-	-			+1x4P 32A			
EC6902550	2x16A	2x16A	-	16A	65	1x2P 16A + 1x3P 16A	1x4P 40A	10,5 kW	1
EC6902551	2x16A	1x16A	1x16A	16A	65	1x2P 16A + 1x4P 16A	1x4P 40A	10,5 kW	1
EC6902552	4x16A	-	-	16A	65	2x2P 16A	1x2P 40A	3,6 kW	1
EC6902553	-	4x16A	-	16A	65	2x3P 16A	1x4P 40A	10,5 kW	1
EC6902554	2x16A	1x16A	-	32A	65	1x2P 16A + 1x3P 16	1x4P 40A	21,0 kW	1
	-	1x32A	-			+1x3P 32A			
EC6902555	2x16A	1x16A	1x32A	32A	65	1x2P 16A + 1x3P 16	1x4P 40A	21,0 kW	1
	-	-	-			+1x4P 32A			

• Available on request with cabled emergency push-button, item code ...-E.

Dimensions W x H x D: 320x510x135 mm



ASSEMBLED DISTRIBUTION BOARDS ASC TYPE SERIES 690

MAIN TECHNICAL FEATURES:

- Reference standard CEI EN 61439-1, CEI EN 61439-4.
- Suggested application: mobile installation.
- Suggested use: construction sites or temporary installations, where only trained people are allowed.
- Distribution boards ASC type supplied with inclined EN 60309 sockets 16A or Italian standard/schuko sockets, MCB 16A protection devices 6kA, RCCB or RCBO 40A 30mA, screw caps for double insulation, handle, 4 mt cable H07RN-F with EN 60309 16A plug.
- Each piece packed in strong cardboard boxes suitable for transport and storage.
- **Different combinations supplied on request.**



GREY RAL 7035

Assembled distribution board ASC type - 8 sockets - 16A

ITEM	INSTALLED SOCKETS			IP PROTECTION DEGREE	PROTECTION DEVICE		MAXIMUM SUPPLIABLE POWER	PACKAGING PIECES
	EN 309 2P+⊕	EN 309 3P+⊕	EN 309 3P+N+⊕		MCB	RCCB 30mA		
EC6902600	8	-	-	44	4x2P 16A	1x4P 40A	14,1 kW	1
EC6902601	4	4	-	44	1x2P 16A + 1x3P 16A	1x4P 40A	13,8 kW	1
EC6902602	4	-	4	44	1x2P 16A + 1x4P 16A	1x4P 40A	13,8 kW	1
EC6902603	4	2	2	44	1x2P 16A + 1x4P 16A	1x4P 40A	13,8 kW	1
EC6902610	8	-	-	65	4x2P 16A	1x4P 40A	14,1 kW	1
EC6902611	4	4	-	65	1x2P 16A + 1x3P 16A	1x4P 40A	13,8 kW	1
EC6902612	4	-	4	65	1x2P 16A + 1x4P 16A	1x4P 40A	13,8 kW	1
EC6902613	4	2	2	65	1x2P 16A + 1x4P 16A	1x4P 40A	13,8 kW	1

- Available on request with cabled emergency push-button, item code ...-E.

Dimensions W x H x D: 400x525x135 mm



ASSEMBLED DISTRIBUTION BOARDS ASC TYPE SERIES 690

MAIN TECHNICAL FEATURES:

- Reference standard CEI EN 61439-1, CEI EN 61439-4.
- Suggested application: mobile installation.
- Suggested use: construction sites or temporary installations, where only trained people are allowed.
- Supplied with interlocked sockets 16/32A with fuse holder gG 10,3x38 mm type (not included) and LED light indicator for blown fuse, RCCB 40A 30mA, screw caps for double insulation, handle, 4 mt cable H07RN-F with EN 60309 16/32A plug.
- Each piece packed in strong cardboard boxes suitable for transport and storage.
- **Different combinations supplied on request.**

LED light indicator
for blown fuse



GREY RAL 7035

Assembled distribution board ASC type - 2 vertical interlocked sockets with fuse holder - 16/32A

ITEM	INSTALLED SOCKETS			PLUG EN 60309	IP PROTECTION DEGREE	RCCB PROTECTION DEVICE	MAXIMUM SUPPLIABLE POWER	PACKAGING PIECES	
	EN 309 2P+⊕	EN 309 3P+⊕	EN 309 3P+N+⊕						
EC6904500	2x16A	-	-	2P+⊕	16A	44	1x2P 40A - 30mA	3,6 kW	1
EC6904501	-	2x16A	-	3P+N+⊕	16A	44	1x4P 40A - 30mA	10,5 kW	1
EC6904502	-	-	2x16A	3P+N+⊕	16A	44	1x4P 40A - 30mA	10,5 kW	1
EC6904503	1x16A	1x16A	-	3P+N+⊕	16A	44	1x4P 40A - 30mA	10,5 kW	1
EC6904504	1x16A	-	1x16A	3P+N+⊕	16A	44	1x4P 40A - 30mA	10,5 kW	1
EC6904505	-	1x16A	1x16A	3P+N+⊕	16A	44	1x4P 40A - 30mA	10,5 kW	1
EC6904506	2x32A	-	-	2P+⊕	32A	44	1x2P 40A - 30mA	7,0 kW	1
EC6904507	-	2x32A	-	3P+N+⊕	32A	44	1x4P 40A - 30mA	21,0 kW	1
EC6904508	-	-	2x32A	3P+N+⊕	32A	44	1x4P 40A - 30mA	21,0 kW	1
EC6904509	1x16A	1x32A	-	3P+N+⊕	32A	44	1x4P 40A - 30mA	21,0 kW	1
EC6904510	1x16A	-	1x32A	3P+N+⊕	32A	44	1x4P 40A - 30mA	21,0 kW	1
EC6904511	-	1x32A	1x32A	3P+N+⊕	32A	44	1x4P 40A - 30mA	21,0 kW	1
EC6904520	2x16A	-	-	2P+⊕	16A	65	1x2P 40A - 30mA	3,6 kW	1
EC6904521	-	2x16A	-	3P+N+⊕	16A	65	1x4P 40A - 30mA	10,5 kW	1
EC6904522	-	-	2x16A	3P+N+⊕	16A	65	1x4P 40A - 30mA	10,5 kW	1
EC6904523	1x16A	1x16A	-	3P+N+⊕	16A	65	1x4P 40A - 30mA	10,5 kW	1
EC6904524	1x16A	-	1x16A	3P+N+⊕	16A	65	1x4P 40A - 30mA	10,5 kW	1
EC6904525	-	1x16A	1x16A	3P+N+⊕	16A	65	1x4P 40A - 30mA	10,5 kW	1
EC6904526	2x32A	-	-	2P+⊕	32A	65	1x2P 40A - 30mA	7,0 kW	1
EC6904527	-	2x32A	-	3P+N+⊕	32A	65	1x4P 40A - 30mA	21,0 kW	1
EC6904528	-	-	2x32A	3P+N+⊕	32A	65	1x4P 40A - 30mA	21,0 kW	1
EC6904529	1x16A	1x32A	-	3P+N+⊕	32A	65	1x4P 40A - 30mA	21,0 kW	1
EC6904530	1x16A	-	1x32A	3P+N+⊕	32A	65	1x4P 40A - 30mA	21,0 kW	1
EC6904531	-	1x32A	1x32A	3P+N+⊕	32A	65	1x4P 40A - 30mA	21,0 kW	1

- Available on request with cabled emergency push-button, item code ...-E.
- On request the vertical sockets can be supplied without fuse holder.

Dimensions W x H x D: 320x510x135 mm



ASSEMBLED DISTRIBUTION BOARDS ASC TYPE SERIES 690

MAIN TECHNICAL FEATURES:

- Reference standard CEI EN 61439-1, CEI EN 61439-4.
- Suggested application: mobile installation.
- Suggested use: construction sites or temporary installations, where only trained people are allowed.
- Supplied with interlocked sockets 16/32A with fuse holder gG 10,3x38 mm type (not included) and LED light indicator for blown fuse, RCCB 40A 30mA, screw caps for double insulation, handle, 4 mt cable H07RN-F with EN 60309 16/32A plug.
- Each piece packed in strong cardboard boxes suitable for transport and storage.
- **Different combinations supplied on request.**

LED light indicator
for blown fuse



CE

GREY RAL 7035

Assembled distribution board ASC type - 4 horizontal interlocked sockets with fuse holder - 16/32A

ITEM	INSTALLED SOCKETS			PLUG	IP PROTECTION DEGREE	PROTECTION DEVICE		MAXIMUM SUPPLIABLE POWER	PACKAGING PIECES
	EN 309 2P+⊕	EN 309 3P+⊕	EN 309 3P+N+⊕			MCB	RCCB 30mA		
EC6903600	2x16A	2x16A	-	16A	44	1x2P 16A + 1x3P 16A	1x4P 40A	10,5 kW	1
EC6903601	2x16A	-	2x16A	16A	44	1x2P 16A + 1x4P 16A	1x4P 40A	10,5 kW	1
EC6903602	2x16A	2x32A	-	32A	44	1x2P 16A + 1x3P 32A	1x4P 40A	21,0 kW	1
EC6903603	2x16A	-	2x32A	32A	44	1x2P 16A + 1x4P 32A	1x4P 40A	21,0 kW	1
EC6903610	2x16A	2x16A	-	16A	65	1x2P 16A + 1x3P 16A	1x4P 40A	10,5 kW	1
EC6903611	2x16A	-	2x16A	16A	65	1x2P 16A + 1x4P 16A	1x4P 40A	10,5 kW	1
EC6903612	2x16A	2x32A	-	32A	65	1x2P 16A + 1x3P 32A	1x4P 40A	21,0 kW	1
EC6903613	2x16A	-	2x32A	32A	65	1x2P 16A + 1x4P 32A	1x4P 40A	21,0 kW	1

Assembled distribution board ASC type - 3 vertical interlocked sockets with fuse holder - 16/32A

ITEM	INSTALLED SOCKETS			PLUG	IP PROTECTION DEGREE	PROTECTION DEVICE		MAXIMUM SUPPLIABLE POWER	PACKAGING PIECES
	EN 309 2P+⊕	EN 309 3P+⊕	EN 309 3P+N+⊕			MCB	RCCB 30mA		
EC6904600	2x16A	1x16A	-	16A	44	1x2P 16A + 1x3P 16A	1x4P - 40A	10,5 kW	1
EC6904601	1x16A	-	2x16A	16A	44	1x2P 16A + 1x4P 16A	1x4P - 40A	10,5 kW	1
EC6904602	2x16A	1x32A	-	32A	44	1x2P 16A + 1x3P 32A	1x4P - 40A	21,0 kW	1
EC6904603	2x16A	-	1x32A	32A	44	1x2P 16A + 1x4P 32A	1x4P - 40A	21,0 kW	1
EC6904610	2x16A	1x16A	-	16A	65	1x2P 16A + 1x3P 16A	1x4P - 40A	10,5 kW	1
EC6904611	1x16A	-	2x16A	16A	65	1x2P 16A + 1x4P 16A	1x4P - 40A	10,5 kW	1
EC6904612	2x16A	1x32A	-	32A	65	1x2P 16A + 1x3P 32A	1x4P - 40A	21,0 kW	1
EC6904613	2x16A	-	1x32A	32A	65	1x2P 16A + 1x4P 32A	1x4P - 40A	21,0 kW	1

- Available on request with cabled emergency push-button, item code ...-E.



Dimensions W x H x D: 400x525x135 mm



On request the vertical sockets can be supplied without fuse holder.

ASSEMBLED DISTRIBUTION BOARDS FOR PARTICULAR USES **SERIES 690**

MAIN TECHNICAL FEATURES:

- Reference standard CEI EN 61439-1, CEI EN 61439-4.
- Suggested application: mobile installation.
- Suggested use: construction sites or temporary installations, where only trained people are allowed.
- Each piece packed in strong cardboard boxes suitable for transport and storage.
- **Different combinations supplied on request.**

CE

GREY RAL 7035

Assembled distribution board ASC type for scaffolds - with twilight device, 24V sockets, 150VA

ITEM	INSTALLED SOCKETS  EN 60309 2P	NOTE	IP PROTECTION DEGREE	MCB PROTECTION DEVICE	PACKAGING PIECES
------	---	------	----------------------	-----------------------	------------------


EC6902306	2	with twilight device	44	MT 16A 1x2P FUSE 1P-6A	1
------------------	---	----------------------	----	------------------------	---

EC6902307	2	-	44	MT 16A 1x2P FUSE 1P-6A	1
------------------	---	---	----	------------------------	---

- Toroidal transformer 150VA - 220 / 24V ~ secondary protection with fuse 6A type Gg 10,3x38 mm, fuse not included.
- Supplied with EN 60309 sockets, 16A MCB protection devices 6kA, screw caps for double insulation, handle, 4 mt cable H07RN-F with EN 60308 plug 2P+E 16A.

Assembled distribution board ASC type docking station for e-bike



ITEM	INSTALLED SOCKETS  SCHUKO /ITALIAN	MAXIMUM SUPPLIABLE POWER EACH PLUG	IP PROTECTION DEGREE	RCCB PROTECTION DEVICE	PACKAGING PIECES
------	---	------------------------------------	----------------------	------------------------	------------------

EC6902113	2 x P17/30	1,3 kW	55	2x2P - 6A 30 mA	1
------------------	------------	--------	----	-----------------	---

EC6902319	4 x P17/30	1,3 kW	55	4x2P - 6A 30 mA	1
------------------	------------	--------	----	-----------------	---



EC6902306



EC6902113



EC6902319

board system

ACCESSORIES FOR DISTRIBUTION BOARDS **SERIES 690**

MAIN TECHNICAL FEATURES:

- Material: made of powder painted galvanized steel.
- Support for distribution boards series 690.
- Standard colour: black.
- Made of high-resistant metallic tube.
- Equipped with support for wrapping the cable.



Metallic supports for ASC distribution boards with 8, 12 and 19 modules

ITEM	EXTERNAL DIMENSIONS W x H x D mm	FOR BOARD TYPE	PACKAGING PIECES
EC69040	290x650x390	4 Sockets - 8 Modules	1
EC69041	410x740x390	3/6/8 Sockets - 12/19 Modules 2/3/4 interlocked - 12/19 Modules	1

Metallic supports with protection for ASC distribution boards with 8 and 12 modules

ITEM	EXTERNAL DIMENSIONS W x H x D mm	FOR BOARD TYPE	PACKAGING PIECES
EC69040T	300x650x360	4 Sockets - 8 Modules	1
EC69041T	460x750x380	3/6 Sockets - 12 Modules 2/4 interlocked - 12 Modules	1

Cabled emergency push-button for ASC boards

ITEM	DESCRIPTION	DIMENSIONS mm	PACKAGING PIECES
-E	Emergency push-button - Twist to release	Ø 40	1

Add code: -E. to board item. The board will be delivered complete with a wired emergency button and the accessories necessary to carry out the tripping of the protections and the release of the main switch.



EC69040

EC69041

EC69040T

EC69041T

-E

MAIN TECHNICAL FEATURES

Construction site distribution board

Wall fixing through brackets or on a metallic support

Doors with two metallic locks with standard key

Carrying and lifting handle

Possibility to install an inner pocket for documents and schemes

Doors can be opened up to 180°



Possibility to install up to 8 horizontal interlocked sockets.

Possibility to install sockets up to 63A

Inlet through IP68 cable gland or fixed plugs from 32/63A up to 125A

Resistance to mechanical shocks IK10 (shocks up to 20 j) suitable for heavy duty

System of integrated cable clamps: safety against accidental tears

The construction site distribution boards Board System Series 690, made of two-component technopolymer are specifically designed for mobile installations. Characterized by a high degree of impact resistance (IK10), these boards can absorb the impact energy up to 20J so that they successfully protect the internal equipments.

The emergency button is integrated in the carrying and lifting handle.

The construction site distribution boards can be equipped with our boards for horizontal vertical

interlocked sockets or they can be supplied already pre-wired and assembled, such as ready for use. They permit several different assembling combinations: 5/6 16, 32 and 63A, vertical interlocked sockets with fuse holder or up to 6/8 16 or 32A horizontal interlocked sockets without fuse holder.

The range is completed by the versions with up to 16 industrial socket 16/32/63A IP67 and italian/Schuko sockets with magnetothermal protection.

The power is given to the board through a cable put in a protected terminal block or a fixed 32/63 or 125A plug.

ELETTROCANALI offers a full range of construction site ASC type distribution boards suitable to be installed on a support or on brackets fixed to the wall, designed to meet the needs of power distribution on a construction site with the maximum flexibility and safety. Each cabled distribution board is supplied complete with wiring diagram and declaration of conformity.

mounting examples

panel system



CONSTRUCTION SITE EMPTY DISTRIBUTION BOARD SERIES 690

MAIN TECHNICAL FEATURES:

- Enclosures made of reinforced high-density technopolymer , self-extinguishing HB according to the Standard UL94.
- Protection degree IP65 for the contained distribution boards.
- System of integrated cable clamps with automatic anchorage.
- Carrying and lifting handle can be used as base for further accessories like beacons.
- Doors with two hinges can be opened up to 180° with two metallic locks with standard key.
- Ready for inlet through M40 cable gland or 63/125A fixed plug.
- Resistance to mechanical shocks IK10 (shocks up to 20 j).
- Ready for our assembled distribution boards and junction boxes.
- High resistance to chemical or atmospheric agents.

CE

GREY RAL 7011

Construction site empty distribution board

ITEM	EXTERNAL DIMENSIONS W x H x D mm	EQUIPMENT	PACKAGING PIECES
EC69008	870x720x375	Construction site empty distribution board with: emergency push-button, M40 cable gland, two metallic locks with standard key and instruction sheet	1
EC690081	870x720x375	Construction site empty distribution board suitable for 19+19 modules for 6 vertical interlocked sockets with fuse holder or 12 industrial sockets 16/32A with flange 690F4 (not included), emergency push-button, M40 cable gland, two metallic locks with standard key and instruction sheet	1
EC690082	870x720x375	Construction site empty distribution board prepared 19+19 modules for 8 interlocked horizontal sockets with fuse holder, emergency push-button, M40 cable gland, two metallic locks with standard key and instruction sheet.	1



EC69008




EC690081




EC690082

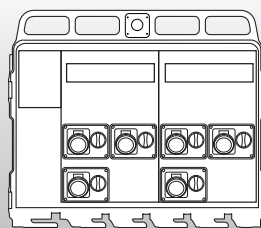
Examples of possible combinations with distribution boards "BOARD System"



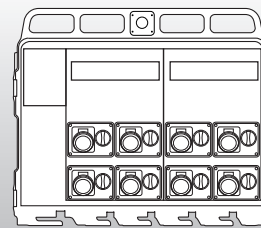
5 vertical sockets



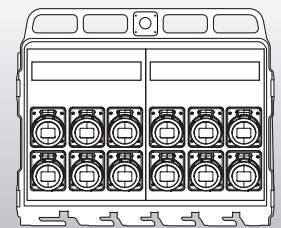
6 vertical sockets



6 horizontal sockets



8 horizontal sockets



12 industrial sockets



CONSTRUCTION SITE ASSEMBLED DISTRIBUTION BOARD SERIES 690

LED light indicator
for blown fuse



MAIN TECHNICAL FEATURES:

- Reference standard: CEI EN 61439-1, CEI EN 61439-4.
- Suggested application: mobile installation.
- Suggested use: construction sites or temporary installations, where only trained people are allowed.
- Supplied with EN 60309 interlocked sockets 16/32/63A with fuse holder (not included), protection device MCB 6/10 kA, rated current 63/80/100/125A, RCCB protection device 30 mA, or RCBO protection device, cabled emergency push-button, terminal block 4x35 mmq.
- Each piece packed in strong cardboard boxes suitable for transport and storage.
- **Different combinations supplied on request.**

CE

GREY RAL 7011


IP65

*Protection with MCB 1x2P 16A.

63A sockets without differential protection, on request additional protection 63A - 30mA.

Construction site assembled distribution boards ASC type - 5 vertical interlocked sockets with fuse holder 16/32/63A - Terminal block

ITEM	SCHUKO ITALIAN 16A	EN 60309 INTERLOCKED SOCKETS WITH FUSE HOLDER								MCB MAIN PROTECTION DEVICE	RCCB 30 mA	MAXIMUM SUPPLIABLE POWER	PACKAGING PIECES	
		16A			32A			63A						
		2P+⊕	2P+⊕	3P+⊕	3P+N+⊕	2P+⊕	3P+⊕	3P+N+⊕	3P+⊕	3P+N+⊕				
EC6900800	-	1	1	-	-	3	-	-	-	-	4P 100A	4P 100A	63 kW	1
EC6900801	-	1	1	-	-	-	3	-	-	-	4P 100A	4P 100A	63 kW	1
EC6900802	-	1	2	-	-	2	-	-	-	-	4P 80A	4P 80A	52 kW	1
EC6900803	-	2	3	-	-	-	-	-	-	-	4P 63A	RCBO	41 kW	1
EC6900804	-	2	-	-	-	3	-	-	-	-	4P 80A	4P 80A	50 kW	1
EC6900805	-	2	1	-	-	2	-	-	-	-	4P 80A	4P 80A	50 kW	1
EC6900806	-	2	1	1	-	-	1	-	-	-	4P 63A	RCBO	41 kW	1
EC6900807	-	3	-	-	-	2	-	-	-	-	4P 63A	RCBO	41 kW	1
EC6900808	-	3	-	1	-	-	1	-	-	-	4P 80A	4P 80A	41 kW	1
EC6900809	-	-	4	-	-	1	-	-	-	-	4P 80A	4P 80A	50 kW	1
EC6900810	-	-	-	-	2	-	3	-	-	-	4P 125A	4P 2x63A	66 kW	1
EC6900811	-	1	2	-	-	1	-	1	-	-	4P 125A	4P 80A	73 kW	1
EC6900812	-	2	1	-	-	1	-	1	-	-	4P 100A	4P 80A	63 kW	1
EC6900813	-	2	1	-	-	-	1	1	-	-	4P 100A	4P 80A	63 kW	1
EC6900814	-	1	2	-	-	1	-	-	1	-	4P 100A	4P 80A	63 kW	1
EC6900815	-	2	-	1	-	-	1	-	1	-	4P 100A	4P 80A	63 kW	1
EC6900816	-	3	-	-	-	-	1	-	1	-	4P 100A	4P 63A	63 kW	1
EC6900817	2*	2	-	-	-	1	-	1	-	-	4P 100A	4P 80A	63 kW	1



5 vertical sockets - terminal block



CONSTRUCTION SITE ASSEMBLED DISTRIBUTION BOARD SERIES 690

MAIN TECHNICAL FEATURES:

- Reference standard: CEI EN 61439-1, CEI EN 61439-4.
- Suggested application: mobile installation.
- Suggested use: construction sites or temporary installations, where only trained people are allowed - ASC Type.
- Supplied with EN 60309 interlocked sockets 16/32/63A with fuse holder (not included), protection device MCB 6/10 kA, rated current 63/80/100/125A, RCCB protection device 30 mA, or RCBO protection device, cabled emergency push-button, plug power.
- Each piece packed in strong cardboard boxes suitable for transport and storage.
- **Different combinations supplied on request.**

LED light indicator
for blown fuse



CE

GREY RAL 7011


IP65

*Protection with MCB 1x2P 16A.

63A sockets without differential protection, on request additional protection 63A - 30mA.

Construction site assembled distribution boards ASC type - 5 vertical interlocked sockets with fuse holder 16/32/63A - Plug power

ITEM	SCHUKO ITALIAN 16A	EN 60309 INTERLOCKED SOCKETS WITH FUSE HOLDER								PLUG	MCB MAIN PROTECTION DEVICE	RCCB 30 mA	MAXIMUM SUPPLIABLE POWER	PACKAGING PIECES
		16A		32A		63A								
		2P+⊕	2P+⊕	3P+⊕ 3P+N+⊕	2P+⊕	3P+⊕ 3P+N+⊕	3P+⊕ 3P+N+⊕	3P+⊕ 3P+N+⊕	3P+N+⊕					
EC6900820	-	1	1	-	-	3	-	-	-	125A	4P 100A	4P 100A	63 kW	1
EC6900821	-	1	1	-	-	-	3	-	-	125A	4P 100A	4P 100A	63 kW	1
EC6900822	-	1	2	-	-	2	-	-	-	125A	4P 80A	4P 80A	52 kW	1
EC6900823	-	2	-	-	-	3	-	-	-	125A	4P 80A	4P 80A	52 kW	1
EC6900824	-	2	1	-	-	2	-	-	-	125A	4P 80A	4P 80A	52 kW	1
EC6900825	-	2	1	1	-	-	1	-	-	63A	4P 63A	RCBO	41 kW	1
EC6900826	-	2	2	-	-	-	1	-	-	63A	4P 63A	RCBO	41 kW	1
EC6900827	-	3	-	-	-	2	-	-	-	63A	4P 63A	RCBO	41 kW	1
EC6900828	-	1	2	-	-	1	-	1	-	125A	4P 125A	4P 80A	73 kW	1
EC6900829	-	2	1	-	-	1	-	1	-	125A	4P 100A	4P 80A	63 kW	1
EC6900830	-	1	2	-	-	-	1	-	1	125A	4P 125A	4P 80A	73 kW	1
EC6900831	-	2	1	-	-	-	1	-	1	125A	4P 100A	4P 80A	63 kW	1
EC6900832	2*	1	1	-	-	-	1	-	1	125A	4P 100A	4P 80A	63 kW	1



5 vertical sockets - plug

panel system

CONSTRUCTION SITE ASSEMBLED DISTRIBUTION BOARD SERIES 690

LED light indicator for blown fuse



MAIN TECHNICAL FEATURES:

- Reference standard: CEI EN 61439-1, CEI EN 61439-4.
- Suggested application: mobile installation.
- Suggested use: construction sites or temporary installations, where only trained people are allowed - ASC Type.
- Supplied with EN 60309 interlocked sockets with fuse holder (not included), protection device MCB 10 kA, rated current 80/100/125A, RCCB protection device 30 mA, cabled emergency push-button, terminal block 4x35 mmq
- Each piece packed in strong cardboard boxes suitable for transport and storage.




GREY RAL 7011

IP65

• **Different combinations supplied on request.**

Construction site assembled distribution boards ASC type - 6 vertical interlocked sockets with fuse holder 16/32/63A - Terminal block

ITEM	SCHUKO ITALIAN 16A	EN 60309 INTERLOCKED SOCKETS WITH FUSE HOLDER								MCB MAIN PROTECTION DEVICE	RCCB 30 mA	MAXIMUM SUPPLIABLE POWER	PACKAGING PIECES
		16A			32A			63A					
	2P+⊕	2P+⊕	3P+⊕	3P+N+⊕	2P+⊕	3P+⊕	3P+N+⊕	3P+⊕	3P+N+⊕				
EC6910800	-	4	2	-	-	-	-	-	-	4P 80A	4P 80A	35 kW	1
EC6910801	-	3	3	-	-	-	-	-	-	4P 80A	4P 80A	42 kW	1
EC6910802	-	3	2	-	-	1	-	-	-	4P 80A	4P 80A	52 kW	1
EC6910803	-	3	2	-	-	-	1	-	-	4P 80A	4P 80A	52 kW	1
EC6910804	-	2	3	-	-	1	-	-	-	4P 100A	4P 100A	59 kW	1
EC6910805	-	2	2	-	-	2	-	-	-	4P 125A	4P 2x63A	70 kW	1
EC6910806	-	2	-	2	-	-	2	-	-	4P 125A	4P 2x63A	70 kW	1
EC6910807	-	2	2	-	-	1	1	-	-	4P 125A	4P 2x63A	70 kW	1
EC6910808	-	2	1	-	-	-	3	-	-	4P 125A	4P 2x63A	73 kW	1
EC6910809	-	3	-	-	-	-	2	-	1	4P 125A	4P 2x63A	73 kW	1



6 vertical sockets - terminal block



CONSTRUCTION SITE ASSEMBLED DISTRIBUTION BOARD SERIES 690

MAIN TECHNICAL FEATURES:

- Reference standard: CEI EN 61439-1, CEI EN 61439-4.
- Suggested application: mobile installation.
- Suggested use: construction sites or temporary installations, where only trained people are allowed - ASC Type.
- Supplied with EN 60309 interlocked sockets 16/32A, MCB output protection device 6 kA, main protection device MCB 6 kA, rated current 16/32/63A, RCCB protection device 30 mA, or RCBO protection device, cabled emergency push-button, terminal block 4x35 mmq.
- Each piece packed in strong cardboard boxes suitable for transport and storage. Packaging: 1 piece.
- **Different combinations supplied on request.**
- **Series 691 without input box - direct connection.**


CE

GREY RAL 7011

IP65

Construction site assembled distribution boards ASC type - 6 horizontal interlocked sockets MCB protection device 16/32A - Terminal block

ITEM	SCHUKO ITALIAN 16A	EN 60309 INTERLOCKED SOCKETS						MCB OUTPUT PROTECTION		MCB MAIN PROTECTION DEVICE	RCBO 30 mA	MAXIMUM SUPPLIABLE POWER
		16A			32A			16A	32A			
		2P+⊕	2P+⊕	3P+⊕	3P+N+⊕	2P+⊕	3P+⊕	3P+N+⊕				
EC6910840	-	3	3	-	-	-	-	1x2P - 1x3P	-	4P 32A	RCBO	14 kW
EC6910841	-	4	2	-	-	-	-	1x2P - 1x3P	-	4P 32A	RCBO	14 kW
EC6910842	-	4	-	2	-	-	-	1x2P - 1x4P	-	4P 32A	RCBO	14 kW
EC6910843	-	4	1	1	-	-	-	1x2P - 1x4P	-	4P 32A	RCBO	14 kW
EC6910844	2	2	2	2	-	-	-	1x2P - 1x4P	-	4P 32A	RCBO	14 kW
EC6910845	2	2	1	1	-	1	1	1x2P - 1x4P	RCBO	4P 32A	RCBO	14 kW
EC6910846	-	6	-	-	-	-	-	-	RCBO	4P 16A	RCBO	9 kW
EC6900840	-	2	3	-	-	1	-	1x2P - 1x3P	1x3P	4P 63A	RCBO	35 kW
EC6900841	-	3	2	-	-	1	-	1x2P - 1x3P	1x3P	4P 63A	RCBO	35 kW
EC6900842	-	3	3	-	-	-	-	1x2P - 1x3P	-	4P 63A	RCBO	14 kW
EC6900843	-	4	1	-	-	1	-	2x2P - 1x3P	1x3P	4P 63A	RCBO	37 kW
EC6900844	-	4	1	1	-	-	-	2x2P - 1x4P	-	4P 63A	RCBO	17 kW
EC6900845	-	4	1	-	-	-	1	2x2P - 1x3P	1x4P	4P 63A	RCBO	37 kW
EC6900846	-	3	-	2	-	-	1	1x2P - 1x4P	1x4P	4P 63A	RCBO	33 kW
EC6900847	-	3	1	1	-	1	-	1x2P - 1x4P	1x3P	4P 63A	RCBO	35 kW
EC6900848	-	3	1	2	-	-	-	1x2P - 1x3P - 1x4P	-	4P 63A	RCBO	23 kW
EC6900849	-	2	2	1	-	1	-	1x2P - 1x3P - 1x4P	1x3P	4P 63A	RCBO	41 kW
EC6900850	-	3	2	-	1	-	-	1x2P - 1x3P	1x2P	4P 63A	RCBO	20 kW
EC6900851	-	3	2	-	-	-	1	1x2P - 1x3P	1x4P	4P 63A	RCBO	33 kW
EC6900852	-	3	1	1	-	-	1	1x2P - 1x4P	1x4P	4P 63A	RCBO	35 kW
EC6900853	2	3	2	-	-	1	-	2x2P - 1x3P	1x3P	4P 63A	RCBO	38 kW
EC6900854	2	3	-	2	-	-	1	2x2P - 1x4P	1x4P	4P 63A	RCBO	38 kW
EC6900855	-	2	-	2	-	-	2	1x2P - 1x4P	1x4P	4P 63A	RCBO	41 kW
EC6900856	-	2	2	-	-	2	-	1x2P - 1x3P	1x3P	4P 63A	RCBO	41 kW
EC6900857	-	2	1	1	-	1	1	1x2P - 1x4P	1x4P	4P 63A	RCBO	41 kW



6 horizontal sockets - terminal block

panel system

CONSTRUCTION SITE ASSEMBLED DISTRIBUTION BOARD SERIES 690

MAIN TECHNICAL FEATURES:

- Reference standard: CEI EN 61439-1, CEI EN 61439-4.
- Suggested application: mobile installation.
- Suggested use: construction sites or temporary installations, where only trained people are allowed - ASC Type.
- Supplied with EN 60309 interlocked sockets 16/32A, MCB output protection device 6 kA, main protection device MCB 6/10 kA, rated current 63/80A, RCCB protection device 30 mA, or RCBO protection device, cabled emergency push-button, terminal block 4x35 mmq.
- Each piece packed in strong cardboard boxes suitable for transport and storage. Packaging: 1 piece.
- **Different combinations supplied on request.**
- **Series 691 without input box - direct connection.**


CE

GREY RAL 7011

IP65

Construction site assembled distribution boards ASC type - 8 horizontal interlocked sockets MCB protection device 16/32A - Terminal block

ITEM	SCHUKO ITALIAN 16A	EN 60309 INTERLOCKED SOCKETS						MCB OUTPUT PROTECTION		MCB MAIN PROTECTION DEVICE	RCCB/RCBO 30 mA	MAXIMUM SUPPLIABLE POWER
		16A			32A			16A	32A			
	2P+⊕	2P+⊕	3P+⊕	3P+N+⊕	2P+⊕	3P+⊕	3P+N+⊕					
EC6910880	-	8	-	-	-	-	-	3x2P	-	4P 63A	RCBO	10,5 kW
EC6910881	-	6	2	-	-	-	-	2x2P - 1x3P	-	4P 63A	RCBO	17 kW
EC6900880	-	2	2	2	-	2	-	1x2P - 1x3P - 1x4P	1x3P	4P 63A	RCBO	41 kW
EC6900881	-	2	2	2	-	-	2	1x2P - 1x3P - 1x4P	1x4P	4P 63A	RCBO	41 kW
EC6900882	-	4	2	2	-	-	-	2x2P - 1x3P - 1x4P	-	4P 63A	RCBO	38 kW
EC6900883	-	4	2	-	-	2	-	2x2P - 1x3P	1x3P	4P 63A	RCBO	38 kW
EC6900884	-	4	2	-	-	-	2	2x2P - 1x3P	1x4P	4P 63A	RCBO	38 kW
EC6900885	-	4	2	-	2	-	-	2x2P - 2x3P	1x2P	4P 63A	RCBO	35 kW
EC6900886	-	1	1	-	2	2	2	1x4P	1x2P - 1x4P	4P 80A	4P 80A	38 kW
EC6900887	2	2	2	2	-	-	-	3x2P - 1x3P - 1x4P	-	4P 63A	RCBO	31 kW
EC6900888	2	2	-	-	-	2	2	2x2P	1x4P	4P 63A	RCBO	27 kW
EC6900889	-	4	4	-	-	-	-	2x2P - 2x3P	-	4P 63A	RCBO	27 kW



8 horizontal sockets - terminal block



CONSTRUCTION SITE ASSEMBLED DISTRIBUTION BOARD SERIES 690

MAIN TECHNICAL FEATURES:

- Reference standard: CEI EN 61439-1, CEI EN 61439-4.
- Suggested application: mobile installation.
- Suggested use: construction sites or temporary installations, where only trained people are allowed - ASC Type.
- Supplied with EN 60309 interlocked sockets 16/32A, MCB output protection device 6 kA, main protection device MCB 6/10 kA, rated current 63/80A, RCCB protection device 30 mA, or RCBO protection device, cabled emergency push-button, plug power.
- Each piece packed in strong cardboard boxes suitable for transport and storage. Packaging: 1 piece.
- **Different combinations supplied on request.**
- **Series 691 without input box.**




GREY RAL 7011

IP65

Construction site assembled distribution boards ASC type - 8 horizontal interlocked sockets MCB protection device 16/32A - Plug power

ITEM	SCHUKO ITALIAN 16A	EN 60309 INTERLOCKED SOCKETS						MCB OUTPUT PROTECTION		PLUG	MCB MAIN PROTECTION DEVICE	RCCB/RCBO 30 mA	MAXIMUM SUPPLIABLE POWER
		16A			32A			16A	32A				
	2P+⊕	2P+⊕	3P+⊕	3P+N+⊕	2P+⊕	3P+⊕	3P+N+⊕			3P+N+⊕			
EC6910890	-	8	-	-	-	-	-	3x2P	-	63A	4P 63A	RCBO	10,5 kW
EC6910891	-	6	2	-	-	-	-	2x2P - 1x3P	-	63A	4P 63A	RCBO	17 kW
EC6900890	-	2	2	2	-	2	-	1x2P-1x3P-1x4P	1x3P	63A	4P 63A	RCBO	41 kW
EC6900891	-	2	2	2	-	-	2	1x2P-1x3P-1x4P	1x4P	63A	4P 63A	RCBO	41 kW
EC6900892	-	4	2	2	-	-	-	2x2P-1x3P-1x4P	-	63A	4P 63A	RCBO	38 kW
EC6900893	-	4	2	-	-	2	-	2x2P - 1x3P	1x3P	63A	4P 63A	RCBO	38 kW
EC6900894	-	4	2	-	-	-	2	2x2P - 1x3P	1x4P	63A	4P 63A	RCBO	38 kW
EC6900895	-	4	2	-	2	-	-	2x2P - 2x3P	1x2P	63A	4P 63A	RCBO	35 kW
EC6900896	-	1	1	-	2	2	2	1x4P	1x2P - 1x4P	125A	4P 80A	4P 80A	38 kW
EC6900897	2	2	2	2	-	-	-	3x2P-1x3P-1x4P	-	63A	4P 63A	RCBO	31 kW
EC6900898	2	2	-	-	-	2	2	2x2P	1x4P	63A	4P 63A	RCBO	27 kW
EC6900899	-	4	4	-	-	-	-	2x2P - 2x3P	-	63A	4P 63A	RCBO	27 kW



8 horizontal sockets - plug



CONSTRUCTION SITE ASSEMBLED DISTRIBUTION BOARD SERIES 690

MAIN TECHNICAL FEATURES:

- Reference standard: CEI EN 61439-1, CEI EN 61439-4.
- Suggested application: mobile installation.
- Suggested use: construction sites or temporary installations, where only trained people are allowed - ASC Type.
- Supplied with EN 60309 industrial sockets 16/32/63A and Italian/Schuko sockets 10/16A, MCB output protection device 6 kA, main protection device MCB 6/10 kA, rated current 63/80/100A, RCCB protection device 30 mA, or RCBO protection device, cabled emergency push-button, terminal block 4x35 mmq.
- Each piece packed in strong cardboard boxes suitable for transport and storage. Packaging: 1 piece.
- **Different combinations supplied on request.**


CE

GREY RAL 7011


IP65

Construction site assembled distribution boards ASC type - 11/12/16 industrial sockets MCB protection device 16/32/63A - Terminal block

ITEM	SCHUKO ITALIAN 16A	EN 60309 PANEL MOUNTING SOCKETS								MCB OUTPUT PROTECTION			MCB MAIN PROTECTION DEVICE	RCCB/RCBO 30 mA	MAXIMUM SUPPLIABLE POWER
		16A		32A		63A		16A	32A	63A					
	2P+⊕	2P+⊕	3P+⊕	3P+N+⊕	2P+⊕	3P+⊕	3P+N+⊕	3P+⊕	3P+N+⊕	16A	32A	63A			
EC69008A1	4	3	2	-	-	-	1	-	1	5x2P 1x3P	1x4P	1x4P	4P 100A	4P 100A	62 kW
EC69008A2	-	6	3	1	-	-	2	-	-	3x2P 3x3P 1x4P	1x4P	-	4P 80A	4P 80A	52 kW
EC69008A3	-	12	-	-	-	-	-	-	-	6x2P	-	-	4P 63A	RCBO	41 kW
EC69008A4	-	6	6	-	-	-	-	-	-	3x2P 3x3P	-	-	4P 80A	4P 80A	52 kW
EC69008A5	-	8	8	-	-	-	-	-	-	4x2P 4x3P	-	-	4P 80A	4P 80A	52 kW
EC69008A6	-	8	4	4	-	-	-	-	-	4x2P 2x3P 2x4P	-	-	4P 80A	4P 80A	52 kW



EC69008A4



EC69008A5



ASSEMBLED DISTRIBUTION BOARD FOR LINE PROTECTION **SERIES 690**

MAIN TECHNICAL FEATURES:

- Reference standard: CEI EN 61439-1, CEI EN 61439-4 - ASC Type.
- Distribution boards completely made of shock resistant technopolymer on ABS base, Halogen free.
- Main protection device MCB 10 kA, rated current 16/32/63/80/100A, RCCB protection device 30 mA.
To be installed immediately downstream of the delivery point to protect the main power line of the building site towards the general distribution panel when the length of the same exceeds 3 meters.
- In case of supply exceeding 30kW, request the necessary breaking capacity beforehand.
- Recommended entry with cable glands
- The boards for line protection do not require grounding.
- Double insulation with supplied fixing screw caps.
- Security lock with cylinder key, supplied.



GREY RAL 7035

IP65

Assembled distribution board for line protection

ITEM	CURRENT / NOMINAL VOLTAGE	RATED BREAKING CAPACITY	MAXIMUM SUPPLIABLE POWER
EC690PL1	16A - 1P+N - 230V~ - I _{dn} : 30 mA	10kA-230V~	3,5 kW
EC690PL2	32A - 1P+N - 230V~ - I _{dn} : 30 mA	10kA-230V~	7,0 kW
EC690PL3	16A - 3P+N - 400V~ - I _{dn} : 30 mA	10kA-400V~	10,5 kW
EC690PL4	32A - 3P+N - 400V~ - I _{dn} : 30 mA	10kA-400V~	21,0 kW
EC690PL5	63A - 3P+N - 400V~ - I _{dn} : 30 mA	10kA-400V~	41,0 kW
EC690PL6	80A - 3P+N - 400V~ - I _{dn} : 30 mA	10kA-400V~	52,5 kW
EC690PL7	100A - 3P+N - 400V~ - I _{dn} : 30 mA	10kA-400V~	65,7 kW

Assembled distribution board for line protection - with emergency push-button

ITEM	CURRENT / NOMINAL VOLTAGE	RATED BREAKING CAPACITY	MAXIMUM SUPPLIABLE POWER
EC690PL1E	16A - 1P+N - 230V~ - I _{dn} : 30 mA	10kA-230V~	3,5 kW
EC690PL2E	32A - 1P+N - 230V~ - I _{dn} : 30 mA	10kA-230V~	7,0 kW
EC690PL3E	16A - 3P+N - 400V~ - I _{dn} : 30 mA	10kA-400V~	10,5 kW
EC690PL4E	32A - 3P+N - 400V~ - I _{dn} : 30 mA	10kA-400V~	21,0 kW
EC690PL5E	63A - 3P+N - 400V~ - I _{dn} : 30 mA	10kA-400V~	41,0 kW
EC690PL6E	80A - 3P+N - 400V~ - I _{dn} : 30 mA	10kA-400V~	52,5 kW
EC690PL7E	100A - 3P+N - 400V~ - I _{dn} : 30 mA	10kA-400V~	65,7 kW



EC690PL6



ACCESSORY FOR CONSTRUCTION SITE DISTRIBUTION BOARDS **SERIES 690**

MAIN TECHNICAL FEATURES METALLIC SUPPORT:

- Material: made of powder painted galvanized steel.
- Support for construction site distribution boards series 690.
- Standard colour: black.
- Made of high-resistant metallic tube.



Metallic support for construction site distribution board

ITEM	DESCRIPTION EXTERNAL DIMENSIONS W x H x D mm	PACKAGING PIECES
EC69008S	For boards series 69008 - 1060x1520x700 - with fixing screws	1

Pair of spare locks

ITEM	DESCRIPTION EXTERNAL DIMENSIONS W x H x D mm	PACKAGING PIECES
EC69008T	standard key locks	1 PAIR

Emergency push-button

ITEM	DESCRIPTION EXTERNAL DIMENSIONS W x H x D mm	PACKAGING PIECES
EC69008E	Push-button with contact NO - 75x75x22 - with fixing screws	1

Pair of wall brackets

ITEM	DESCRIPTION EXTERNAL DIMENSIONS W x H x D mm	PACKAGING PIECES
EC69008P	Galvanized steel - 250x40x3 -with fixing screws	1 PAIR




EC69008S



EC69008T



EC69008E



EC69008P



Last name _____ Name _____
 Company _____ VAT Nr. _____
 Address _____
 Town _____ Country _____
 Tel. _____ Fax _____ e-mail _____
 Date _____ Signature _____

Please, specify the standard item to be customized: _____

BOARD TYPE: ASD-FIXED ASC-MOBILE IP44 IP65 WITH EMERGENCY PUSH-BUTTON
 WITH SUPPORT WITH SUPPORT AND TOP PROTECTION

MODULES 4 MOD. 2 SOCKETS 4 MOD. 3 SOCKETS 8 MOD. 4 SOCKETS 12 MOD. 3 SOCKETS
SOCKETS 12 MOD. 6 SOCKETS 12 MOD. 2 OIWF SOCKETS 12 MOD. 4 OIWF SOCKETS 12 MOD. 2 VIWF SOCKETS
 19 MOD. 8 SOCKETS 19 MOD. 4 OIWF SOCKETS 19 MOD. 3 VIWF SOCKETS
 CONSTRUCTION SITE 5 VIWF SOKETS CONSTRUCTION SITE 6 VIWF SOKETS CONSTRUCTION SITE 12 FIXED SOKETS
 CONSTRUCTION SITE 6 OIWF SOKETS CONSTRUCTION SITE 8 OIWF SOKETS CONSTRUCTION SITE 8 OIWF SOKETS

OIWF = horizontal interlocked without fuse holder socket - OIWF = horizontal interlocked with fuse holder socket

VIWF = vertical interlocked without fuse holder socket - VIWF = vertical interlocked with fuse holder socket

SUPPLY: PLUG 3P+N+T 16A 32A 63A DIRECTLY TERMINAL POWER

SOCKETS	TYPE AND POLES	Voltage	16A - Number:	32A - Number:	63A - Number
	2P+E - P30	220V~		X	X
	2P EN 60309	24V ~			
	2P+E EN 60309	220V~			
	3P+E EN 60309	380V ~			
	3P+N+E EN 60309	380V~			

TYPE OF SOCKETS

Panel mounting	<input type="checkbox"/>	<input type="checkbox"/>	<input type="checkbox"/>
Interlocked without fuse holder	<input type="checkbox"/>	<input type="checkbox"/>	<input type="checkbox"/>
Interlocked with fuse holder	<input type="checkbox"/>	<input type="checkbox"/>	<input type="checkbox"/>

CORRESPONDING MCB PROTECTION:

MCB (6 KA) Number and type	<input type="checkbox"/>	<input type="checkbox"/>	<input type="checkbox"/>
	<input type="checkbox"/>	<input type="checkbox"/>	<input type="checkbox"/>

CHOICE OF PROTECTION:

RCCB	<input type="checkbox"/>	MCB	<input type="checkbox"/>
Specify characteristics:			

OTHER: _____


CHOICE TABLE FOR BLANK/PRE-CUT-FLANGED BOARDS

SOCKET TYPE									
VOLTAGE IP DEGREE									
RATED CURRENT		16A 32A	16A 32A	16A 32A	16A 32A 63A	16A 32A 63A	16A 32A 63A	16A 32A 63A	16A 32A 63A
TYPE BLANK PRE-CUT	ITEM MODULES SOCKETS	2P 2P+⊕	3P+⊕ 3P+N+⊕	2P+⊕	3P+⊕ 3P+N+⊕	2P+⊕	3P+⊕ 3P+N+⊕	2P+⊕	3P+⊕ 3P+N+⊕
	EC69001 EC69011 4 MODULES 2 SOCKETS	OK	OK	OK	OK	NO	NO	NO	NO
	EC69002 EC69012 4 MODULES 3 SOCKETS	OK	OK	OK	OK	NO	NO	NO	NO
	EC69003 EC69013 8 MODULES 4 SOCKETS	OK	OK	OK	OK	NO	NO	NO	NO
	EC69004 EC69014 12 MODULES 3 SOCKETS	OK	OK	OK	OK	NO	NO	NO	NO
	EC69005 EC69015 12 MODULES 6 SOCKETS	OK	OK	OK	OK	NO	NO	NO	NO
	EC69006 EC69016 19 MODULES 8 SOCKETS	OK	OK	OK	OK	NO	NO	NO	NO
FLANGED 	EC69045 12 MODULES 2 SOCKETS	NO	NO	NO	NO	OK	OK	OK	OK
FLANGED 	EC69046 19 MODULES 3 SOCKETS	NO	NO	NO	NO	OK	OK	OK	OK

CHOICE TABLE FOR FLANGED BOARD

SOCKET TYPE										
VOLTAGE										
IP DEGREE			IP44	IP44	IP67	IP67	IP44/65 WFH	IP44/65 WFH	IP44/65 WOFH	IP44/65 WOFH
RATED CURRENT		16A	16A	16A	16A	16A	16A	16A 32A	16A	16A 32A
TYPE FLANGED	ITEM MODULES SOCKETS	2P+⊕	2P 2P+⊕	3P+⊕ 3P+N+⊕	2P+⊕	3P+⊕ 3P+N+⊕	2P+⊕	3P+⊕ 3P+N+⊕	2P+⊕	3P+⊕ 3P+N+⊕
	EC69021 4 MODULES 2 SOCKETS	OK	OK	OK	OK	OK	NO	NO	NO	NO
	EC69022 4 MODULES 3 SOCKETS	OK	OK	OK	OK	OK	NO	NO	NO	NO
	EC69023 8 MODULES 4 SOCKETS	OK	OK	OK	OK	OK	NO	NO	NO	NO
	EC69024 12 MODULES 3 SOCKETS	OK	OK	OK	OK	OK	NO	NO	NO	NO
	EC69025 12 MODULES 6 SOCKETS	OK	OK	OK	OK	OK	NO	NO	NO	NO
	EC69026 19 MODULES 8 SOCKETS	OK	OK	OK	OK	OK	NO	NO	NO	NO
	EC69034 12 MODULES 2 SOCKETS	NO	NO	NO	NO	NO	NO	NO	OK	OK
	EC69035 12 MODULES 4 SOCKETS	NO	NO	NO	NO	NO	NO	NO	OK	OK
	EC69036 19 MODULES 4 SOCKETS	NO	NO	NO	NO	NO	OK	OK	NO	NO

PLUGS AND SOCKETS - ADAPTERS FOR DOMESTIC USE



PLUGS AND SOCKETS SERIES K33 - single Flow Pack

MAIN TECHNICAL FEATURES:

- Material: self-extinguishing V0 (UL94) technopolymer, with high resistant to UV rays.
- Plugs with nickel-plated brass pins protected by insulation.
- Sockets protected against accidental contacts.
- Soft cable entry of soft and screw cable clamp system.
- Nominal voltage 250V~ - 50 Hz, rated current 10 - 16A.
- Resistance to abnormal heat: up to 750° C (Glow Wire Test, Reference Standard IEC 60695-2-11).
- Operating temperature: minimum -15°, maximum +35° C.
- Reference standard: CEI 23-50
- Products in compliance with RoHS II - 2011/65/UE directive. Single flow pack - European hole type.



IP20

WHITE RAL 9010

BLACK RAL 9011

Plugs - axial outlet

ITEM	COLOUR	DESCRIPTION	PACKAGING NR. FLOW PACK
ECK33601	□	Plug 10A 2P+T - S11	100
ECK33611	■	Plug 10A 2P+T - S11	100
ECK33603	□	Plug 16A 2P+T - S17	50
ECK33613	■	Plug 16A 2P+T - S17	50

Sockets - axial outlet

ITEM	COLOUR	DESCRIPTION	PACKAGING NR. FLOW PACK
ECK33602	□	Socket 10A 2P+T - P11	100
ECK33612	■	Socket 10A 2P+T - P11	100
ECK33604	□	Socket 10/16A 2P+T - P17-11	50
ECK33614	■	Socket 10/16A 2P+T - P17-11	50



ECK33601

ECK33611

ECK33603

ECK33613

ECK33602

ECK33612

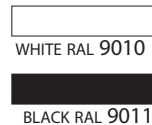
ECK33604

ECK33614

ADAPTERS SERIES K33 - single Flow Pack

MAIN TECHNICAL FEATURES:

- Material: self-extinguishing V0 (UL94) technopolymer, with high resistant to UV rays.
- Plugs with nickel-plated brass pins protected by insulation.
- Sockets protected against accidental contacts.
- Nominal voltage 250V~ - 50 Hz, rated current 10 - 16A.
- Resistance to abnormal heat: up to 750° C (Glow Wire Test, Reference Standard IEC 60695-2-11).
- Operating temperature: minimum -15°, maximum +35° C.
- Reference standard: CEI 23-50
- Products in compliance with RoHS II - 2011/65/UE directive. Single flow pack - European hole type.




IP20

3-way adapters

ITEM	COLOUR	DESCRIPTION	PACKAGING NR. FLOW PACK
ECK33605	□	Plug 10A 2P+T - 3 Sockets 10A 2P+T - S11-P11	100
ECK33615	■	Plug 10A 2P+T - 3 Sockets 10A 2P+T - S11-P11	100
ECK33606	□	Plug 16A 2P+T - 3 Sockets 10/16A 2P+T - S17-P17/11	50
ECK33616	■	Plug 16A 2P+T - 3 Sockets 10/16A 2P+T - S17-P17/11	50

3-way systems adapters - plug 10 -16A / 2 sockets + SCHUKO

ITEM	COLOUR	DESCRIPTION	PACKAGING NR. FLOW PACK
ECK33607	□	Plug 10A 2P+T - 2 Sockets 10A 2P+T + SCHUKO 16A - S11-P11-30	100
ECK33617	■	Plug 10A 2P+T - 2 Sockets 10A 2P+T + SCHUKO 16A - S11-P11-30	100
ECK33608	□	Plug 16A 2P+T - 2 Sockets 10/16A 2P+T + SCHUKO 16A - S17-P17/11-30	50
ECK33618	■	Plug 16A 2P+T - 2 Sockets 10/16A 2P+T + SCHUKO 16A - S17-P17/11-30	50



ECK33605

ECK33615

ECK33606

ECK33616

ECK33607

ECK33617

ECK33608

ECK33618

SYSTEM ADAPTERS SERIES K33 - single Flow Pac



MAIN TECHNICAL FEATURES:

- Material: self-extinguishing V0 (UL94) technopolymer, with high resistant to UV rays.
- Plugs with nickel-plated brass pins protected by insulation.
- Sockets protected against accidental contacts.
- Nominal voltage 250V~ - 50 Hz, rated current 10 - 16A.
- Resistance to abnormal heat: up to 750° C (Glow Wire Test, Reference Standard IEC 60695-2-11).
- Operating temperature: minimum -15°, maximum +35° C.
- Reference standard: CEI 23-50
- Products in compliance with RoHS II - 2011/65/UE directive. Single flow pack - European hole type.


IP20

WHITE RAL 9010

BLACK RAL 9011

System adaptors - plug 10 -16A / socket SCHUKO

ITEM	COLOUR	DESCRIPTION	PACKAGING NR. FLOW PACK
ECK33609	□	Plug 10A 2P+T - Socket SCHUKO 16A 2P+T - S11-P30	100
ECK33619	■	Plug 10A 2P+T - Socket SCHUKO 16A 2P+T - S11-P30	100
ECK33610	□	Plug 16A 2P+T - Socket SCHUKO 16A 2P+T - S17-P30	50
ECK33620	■	Plug 16A 2P+T - Socket SCHUKO 16A 2P+T - S17-P30	50



ECK33609

ECK33619

ECK33610

ECK33620

CABLE REELS



MAIN TECHNICAL FEATURES

Material: made of shock resistant thermoresistant technopolymer, high resistant to UV rays.

Standard colour: grey RAL 7035, black.

Shock resistance: IK08 (up to 6J).

Resistance to abnormal heat: up to 750°-850°C (Glow Wire Test, Reference Standard IEC 695-2-1).

Application temperature domestic type: minimum -5°, maximum +40°.

Application temperature industrial type: minimum -25°, maximum +40°, maximum operating temperature: +60°C.

Rated voltage 230/400V~ - 50Hz - Insulation voltage 500/690V~.

Rated current 10/16/32A, with thermal circuit breaker >55°C restorable.

Maximum power with rolled/extended cable on each model.

Equipped with handle for rewinding.

Reference standards: IEC EN 61242, IEC EN 61316, IEC 60884-1, IEC 60884-2, CEI 23-50 - I Ed. 1998 + V1:2002.

Products meeting the essential requirements of L.V.D. 2014/35/UE.

Products in compliance with RoHS II - 2011/65/UE directive.



Domestic cable reel Series K22
Series K22
page 216



Domestic cable reel with metallic support Series K22
page 216



Domestic cable reel and garden extensions Series K22
page 217



Industrial cable reel 2 EN 60309 sockets with fixed metallic support Series 699
page 218



Industrial cable reel 4 EN 60309 sockets with fixed metallic support Series 699
page 220



Industrial cable reel 4 EN 60309 sockets with mobile metallic support Series 699
page 222



Industrial extensions with EN 60309 plug and socket Series 699
page 225

MAIN TECHNICAL FEATURES

Available power with rolled or extended cable (indicated on each model)

Double insulated H07RN-F cable with blocking clamp

Shock resistance IK08: suitable for heavy installations

Handle for rewinding



Domestic cable reels equipped with sockets protected against accidental contacts

Strong and functional single-piece drum

On all domestic and industrial models there is the thermal circuit breaker, which interrupts power supply in case of overload

High-quality cable resistant to wear

The domestic cable reel ECK22, made up of UV-resistant self-extinguishing tchnopolymer, are equipped with cable H05VV F3-G1-1, 5 in accordance with CEI 23-50-I Ed. 1998 + V1 2002 with plugs firmly fixed to the cable through nickel-plated and protected plugs. They are characterized by sockets protected against accidental contacts, base and handle for rewinding. The industrial cable reels are built with a double insulated H07RN-F cable, IP44/IP67 EN60309 plugs.

The painted and galvanized steel metal support has got a a soft antislip rubber handle, automatic internal drum brake and cable clamp.

All reels are wired with resettable thermal circuit breaker that, acting under the Joule effect in close contact with the cable, interrupts the power supply if the cable temperature exceeds 55 °C

The circuit breaker is not a cut-off switch, so it doesn't protect against short circuits and overloads and all operations are to be performed after having disconnected the upstream

circuit with appropriate control equipments.

When in use carefully unroll the cable entirely, check the absence of any damages or cracks, and periodically control the continuity of the phase and protection conductors.

Prevent the cable from being crushed abnormal loads such as vehicles, trailers and similar and rewind the cable after the use, which must always be temporary. Do not use the cable reels in environments with a risk of fire or explosion.

mounting examples



DOMESTIC CABLE REEL SERIES K22


MAIN TECHNICAL FEATURES:

- Cable reel with plug firmly fixed to the cable type S17 16A.
- Rated voltage 250V~ - 50Hz - Insulation voltage 500V~.
- Sockets with protected poles against accidental contact.
- Thermal circuit breaker >55°C restorable.
- For supply of equipment in Class I or II.
- Equipped with handle for rewinding.
- Products complying with the Standards IEC 60884-1, IEC 60884-2-5, EN 61242.


CE

IP20


Domestic cable reel plug 16A 2P+⊕ S17 - Italian and multistandard sockets

ITEM	INSTALLED SOCKETS		PLUG 16A	IP	CABLE MT	POWER kW ROLLED/ EXTENDED CABLE	PACKAGING PIECES
		10/16A 2P+⊕					
ECK22101	2		S17 - 2P+⊕	20	5 - 3x1,5	1,1 - 3,0 kW	1/10
ECK22102	4		S17 - 2P+⊕	20	10 - 3x1,5	1,1 - 3,0 kW	1/10
ECK22103	4		S17 - 2P+⊕	20	20 - 3x1,5	1,1 - 3,0 kW	1/10


Domestic cable reel plug 16A 2P+⊕ S17 - Italian and multistandard sockets - ø 185 mm

ITEM	INSTALLED SOCKETS		PLUG 16A	IP	CABLE MT	POWER kW ROLLED/ EXTENDED CABLE	PACKAGING PIECES
		10/16A 2P+⊕					
ECK22104	4		S17 - 2P+⊕	20	15 - 3x1,5	1,1 - 3,0 kW	1/4

Domestic cable reel plug 16A 2P+⊕ S17 - Italian and multistandard sockets - ø 240 mm

ITEM	INSTALLED SOCKETS		PLUG 16A	IP	CABLE MT	POWER kW ROLLED/ EXTENDED CABLE	PACKAGING PIECES
		10/16A 2P+⊕					
ECK22105	4		S17 - 2P+⊕	20	25 - 3x1,5	1,1 - 3,0 kW	1/2

Domestic cable reel plug 16A 2P+⊕ S17 - Italian and multistandard sockets - ø 285 mm

ITEM	INSTALLED SOCKETS		PLUG 16A	IP	CABLE MT	POWER kW ROLLED/ EXTENDED CABLE	PACKAGING PIECES
		10/16A 2P+⊕					
ECK22106	4		S17 - 2P+⊕	20	50 - 3x1,5	1,1 - 3,0 kW	1/2



ECK22101



ECK22102



ECK22104



ECK22105



ECK22106

■ DOMESTIC CABLE REEL AND GARDEN EXTENSIONS **SERIES K22**

MAIN TECHNICAL FEATURES:

- Cable reel with plug firmly fixed to the cable type S17 16A.
- Rated voltage 250V~ - 50Hz - Insulation voltage 500V~.
- Sockets with protected poles against accidental contact.
- Thermal circuit breaker >55°C restorable.
- For supply of equipment in Class I or II.
- Equipped with handle for rewinding.
- Products complying with the Standards IEC 60884-1, IEC 60884-2-5, EN 61242.

CE
IP20

■ Garden cable reel plug 16A 2P+⊕ S31 schuko socket 16A 2P+⊕ P30 schuko - Ø 300mm

ITEM	 10/16A 2P+⊕	INSTALLED SOCKETS		PLUG 16A	IP	CABLE MT	POWER kW ROLLED/ EXTENDED CABLE	PACKAGING PIECES
		 10/16A 2P+⊕	 16A 2P+⊕					
ECK22310			1	S31 - 2P+⊕	20	20 - 3x1,5	1,0 - 3,0 kW	1
ECK22311			1	S31 - 2P+⊕	20	30 - 3x1,5	1,0 - 3,0 kW	1

■ Garden extensions plug and socket 16A 2P schuko

ITEM	 10/16A 2P+⊕	INSTALLED SOCKETS		PLUG 16A	IP	CABLE MT	POWER kW ROLLED/ EXTENDED CABLE	PACKAGING PIECES
		 10/16A 2P+⊕	 16A 2P					
ECK22422			1	S16- 2P	20	20 - 2x1,5	1,0 - 3,0 kW	1
ECK22426			1	S16- 2P	20	40 - 2x1,5	1,0 - 3,0 kW	1


ECK22310

ECK22422

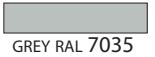
INDUSTRIAL CABLE REELS SERIES 699

MAIN TECHNICAL FEATURES:

- Cable reel with galvanized and painted galvanized metallic support.
- Rated voltage 230/400V~ - 50Hz - Insulation voltage 500/690V~.
- Drum with internal automatic brake system and cable blocking clamp.
- Thermal circuit breaker >55°C restorable.
- Cable H07NRF - double insulation HAR or H05VV-F or H05VV-F.
- Equipped with handle for rewinding.
- Products complying with the Standards EN 61242, EN 61316.



IP44



Empty cable reels with support

ITEM	DESCRIPTION	INSTALLABLE SOCKETS	DRUM DIAMETER DIMENSIONS W x H x D mm	PACKAGING PIECES
EC69901	Empty cable reel	2 sockets	330 mm - 255x335x400	1
EC69903	Empty cable reel	4 sockets	400 mm - 255x430x520	1
EC69905	Empty cable reel- with wheels	4 sockets	400 mm - 375x475x800	1

Industrial cable reel 2 sockets - cable H07RN-F - Ø 330 mm - 255x235x400 mm

ITEM	INSTALLED SOCKETS				PLUG EN 60309 16A	IP	CABLE MT	POWER kW ROLLED/ EXTENDED CABLE H07RN-F	PACKAGING PIECES
	10/16A 2P+⊕	16A 2P+⊕							
EC6992020	2			Schuko / Italian	2P+⊕	44	30 - 3x2,5	1,8 - 3,6 kW	1
EC6992020L	2			Schuko / Italian	2P+⊕	44	40 - 3x2,5	1,5 - 3,6 kW	1
EC6992025		2		French	2P+⊕	44	30 - 3x2,5	1,8 - 3,6 kW	1
EC6992025L		2		French	2P+⊕	44	40 - 3x2,5	1,5 - 3,6 kW	1

Industrial cable reel 2 sockets 16A EN 60309 - cable H05VV-F - Ø 330 mm - 255x235x400 mm

ITEM	INSTALLED SOCKETS				PLUG EN 60309 16A	IP	CABLE MT	POWER kW ROLLED/ EXTENDED CABLE H05VV-F	PACKAGING PIECES
	EN 309 2P+⊕	EN 309 3P+⊕	EN 309 3P+N+⊕	SCHUKO ITALIAN					
EC6992021	2	-	-	-	2P+⊕	44	30 - 3x1,5	1,5 - 3,6 kW	1
EC6992021L	2	-	-	-	2P+⊕	44	40 - 3x1,5	1,5 - 3,6 kW	1
EC6992021XL	2	-	-	-	2P+⊕	44	50 - 3x1,5	1,5 - 3,6 kW	1
EC6992022	1	-	-	1	2P+⊕	44	30 - 3x1,5	1,5 - 3,6 kW	1
EC6992022L	1	-	-	1	2P+⊕	44	40 - 3x1,5	1,5 - 3,6 kW	1
EC6992022XL	1	-	-	1	2P+⊕	44	50 - 3x1,5	1,5 - 3,6 kW	1



EC69901

EC69903

EC69905

EC6992020

EC6992021

INDUSTRIAL CABLE REELS SERIES 699

MAIN TECHNICAL FEATURES:

- Cable reel with galvanized and painted galvanized metallic support, equipped with handle for rewinding.
- Rated voltage 230/400V~ - 50Hz - Insulation voltage 500/690V~.
- Drum with internal automatic brake system and cable blocking clamp.
- Thermal circuit breaker >55°C restorable.
- Cable H07NRF - double insulation HAR.
- Products complying with the Standards EN 61242, EN 61316
- Each piece packed in strong cardboard boxes suitable for transport and storage.
- Dimensions 255x335x400 mm.
- **Different combinations supplied on request.**

IP44
IP55
CE

GREY RAL 7035

Industrial cable reel plug 2 sockets EN 60309 16A - Ø 330 mm

ITEM	INSTALLED SOCKETS				PLUG EN 60309 16A	IP	CABLE MT	POWER KW ROLLED/ EXTENDED CABLE	PACKAGING PIECES
	EN 309 2P+⊕	EN 309 3P+⊕	EN 309 3P+N+⊕	SCHUKO ITALIAN					
EC6992120	1	1	-	-	3P+N+⊕	44	20 - 5x2,5	5,0 - 11,0 kW	1
EC6992121	2	-	-	-	2P+⊕	44	30 - 3x2,5	1,8 - 3,6 kW	1
EC6992121L	2	-	-	-	2P+⊕	44	40 - 3x2,5	1,5 - 3,6 kW	1
EC6992122	1	-	-	1	2P+⊕	44	30 - 3x2,5	1,8 - 3,6 kW	1
EC6992122L	1	-	-	1	2P+⊕	44	40 - 3x2,5	1,5 - 3,6 kW	1
EC6992124	-	2	-	-	3P+⊕	44	30 - 4x2,5	4,5 - 11,0 kW	1
EC6992124L	-	2	-	-	3P+⊕	44	40 - 4x2,5	4,0 - 11,0 kW	1
EC6992125	-	-	2	-	3P+N+⊕	44	20 - 5x2,5	5,0 - 11,0 kW	1
EC6992126	1	-	1	-	3P+N+⊕	44	20 - 5x2,5	5,0 - 11,0 kW	1
EC6992130	1	1	-	-	3P+N+⊕	55	20 - 5x2,5	5,0 - 11,0 kW	1
EC6992131	2	-	-	-	2P+⊕	55	30 - 3x2,5	1,8 - 3,6 kW	1
EC6992131L	2	-	-	-	2P+⊕	55	40 - 3x2,5	1,5 - 3,6 kW	1
EC6992134	-	2	-	-	3P+⊕	55	30 - 4x2,5	4,5 - 11,0 kW	1
EC6992134L	-	2	-	-	3P+⊕	55	40 - 4x2,5	4,0 - 11,0 kW	1
EC6992135	-	-	2	-	3P+N+⊕	55	20 - 5x2,5	5,0 - 11,0 kW	1
EC6992136	1	-	1	-	3P+N+⊕	55	20 - 5x2,5	5,0 - 11,0 kW	1


EC6992120

EC6992135

INDUSTRIAL CABLE REELS SERIES 699

MAIN TECHNICAL FEATURES:

- Cable reel with galvanized and painted galvanized metallic support, equipped with handle for rewinding.
- Rated voltage 230/400V~ - 50Hz - Insulation voltage 500/690V~.
- Drum with internal automatic brake system and cable blocking clamp.
- Thermal circuit breaker >55°C restorable.
- Cable H07NRF - double insulation HAR.
- Products complying with the Standards EN 61242, EN 61316
- Each piece packed in strong cardboard boxes suitable for transport and storage.
- Dimensions 255x430x520 mm.
- **Different combinations supplied on request.**

IP44
IP55

CE

GREY RAL 7035

Industrial cable reel plug 4 sockets EN 60309 16A - Ø 400 mm - 30 MT cable

ITEM	INSTALLED SOCKETS			PLUG EN 60309 16A	IP	CABLE MT	POWER kW ROLLED/ EXTENDED CABLE	PACKAGING PIECES
	EN 309 2P+⊕	EN 309 3P+⊕	EN 309 3P+N+⊕					
EC6992320	2	2	-	3P+N+⊕	44	30 - 5x2,5	5,0 - 11,0 kW	1
EC6992324	4	-	-	2P+⊕	44	30 - 3x2,5	1,8 - 3,6 kW	1
EC6992325	-	4	-	3P+⊕	44	30 - 4x2,5	4,5 - 11,0 kW	1
EC6992326	-	-	4	3P+N+⊕	44	30 - 5x2,5	5,0 - 11,0 kW	1
EC6992327	2	-	2	3P+N+⊕	44	30 - 5x2,5	5,0 - 11,0 kW	1
EC6992328	3	1	-	3P+N+⊕	44	30 - 5x2,5	5,0 - 11,0 kW	1
EC6992329	3	-	1	3P+N+⊕	44	30 - 5x2,5	5,0 - 11,0 kW	1
EC6992330	2	2	-	3P+N+⊕	55	30 - 5x2,5	5,0 - 11,0 kW	1
EC6992334	4	-	-	2P+⊕	55	30 - 3x2,5	1,8 - 3,6 kW	1
EC6992335	-	4	-	3P+⊕	55	30 - 4x2,5	4,5 - 11,0 kW	1
EC6992336	-	-	4	3P+N+⊕	55	30 - 5x2,5	5,0 - 11,0 kW	1
EC6992337	2	-	2	3P+N+⊕	55	30 - 5x2,5	5,0 - 11,0 kW	1
EC6992338	3	1	-	3P+N+⊕	55	30 - 5x2,5	5,0 - 11,0 kW	1
EC6992339	3	-	1	3P+N+⊕	55	30 - 5x2,5	5,0 - 11,0 kW	1



EC6992334

INDUSTRIAL CABLE REELS SERIES 699

MAIN TECHNICAL FEATURES:

- Cable reel with galvanized and painted galvanized metallic support, equipped with handle for rewinding.
- Rated voltage 230/400V~ - 50Hz - Insulation voltage 500/690V~.
- Drum with internal automatic brake system and cable blocking clamp.
- Thermal circuit breaker >55°C restorable.
- Cable H07NRF - double insulation HAR.
- Products complying with the Standards EN 61242, EN 61316
- Each piece packed in strong cardboard boxes suitable for transport and storage.
- Dimensions 255x430x520 mm.
- **Different combinations supplied on request.**

IP44
IP55
CE

GREY RAL 7035

Industrial cable reel plug 4 sockets EN 60309 16A - Ø 400 mm - 50 MT cable

ITEM	INSTALLED SOCKETS			PLUG EN 60309 16A	IP	CABLE MT	POWER kW ROLLED/ EXTENDED CABLE	PACKAGING PIECES
	EN 309 2P+⊕	EN 309 3P+⊕	EN 309 3P+N+⊕					
EC6992320L	2	2	-	3P+N+⊕	44	50 - 5x2,5	4,0 - 11,0 kW	1
EC6992324L	4	-	-	2P+⊕	44	50 - 3x2,5	1,6 - 3,6 kW	1
EC6992325L	-	4	-	3P+⊕	44	50 - 4x2,5	4,0 - 11,0 kW	1
EC6992326L	-	-	4	3P+N+⊕	44	50 - 5x2,5	4,0 - 11,0 kW	1
EC6992327L	2	-	2	3P+N+⊕	44	50 - 5x2,5	4,0 - 11,0 kW	1
EC6992328L	3	1	-	3P+N+⊕	44	50 - 5x2,5	4,0 - 11,0 kW	1
EC6992329L	3	-	1	3P+N+⊕	44	50 - 5x2,5	4,0 - 11,0 kW	1
EC6992330L	2	2	-	3P+N+⊕	55	50 - 5x2,5	4,0 - 11,0 kW	1
EC6992334L	4	-	-	2P+⊕	55	50 - 3x2,5	1,6 - 3,6 kW	1
EC6992335L	-	4	-	3P+⊕	55	50 - 4x2,5	4,0 - 11,0 kW	1
EC6992336L	-	-	4	3P+N+⊕	55	50 - 5x2,5	4,0 - 11,0 kW	1
EC6992337L	2	-	2	3P+N+⊕	55	50 - 5x2,5	4,0 - 11,0 kW	1
EC6992338L	3	1	-	3P+N+⊕	55	50 - 5x2,5	4,0 - 11,0 kW	1
EC6992339L	3	-	1	3P+N+⊕	55	50 - 5x2,5	4,0 - 11,0 kW	1


EC6992320L

MOBILE INDUSTRIAL CABLE REELS SERIES 699

MAIN TECHNICAL FEATURES:

- Cable reel with galvanized and painted galvanized metallic support, equipped with handle for rewinding.
- Rated voltage 230/400V~ - 50Hz - Insulation voltage 500/690V~.
- Drum with internal automatic brake system and cable blocking clamp.
- Thermal circuit breaker >55°C restorable.
- Cable H07NRF - double insulation HAR.
- Products complying with the Standards EN 61242, EN 61316
- Each piece packed in strong cardboard boxes suitable for transport and storage.
- Dimensions 375x475x800 mm.
- **Different combinations supplied on request.**

IP44

IP55

CE

GREY RAL 7035

Mobile industrial cable reel plug 4 sockets EN 60309 16A - Ø 400 mm - 30 MT cable

ITEM	INSTALLED SOCKETS			PLUG EN 60309 16A	IP	CABLE MT	POWER kW ROLLED/ EXTENDED CABLE	PACKAGING PIECES
	EN 309 2P+⊕	EN 309 3P+⊕	EN 309 3P+N+⊕					
EC6992320M	2	2	-	3P+N+⊕	44	30 - 5x2,5	5,0 - 11,0 kW	1
EC6992324M	4	-	-	2P+⊕	44	30 - 3x2,5	1,8 - 3,6 kW	1
EC6992325M	-	4	-	3P+⊕	44	30 - 4x2,5	4,5 - 11,0 kW	1
EC6992326M	-	-	4	3P+N+⊕	44	30 - 5x2,5	5,0 - 11,0 kW	1
EC6992327M	2	-	2	3P+N+⊕	44	30 - 5x2,5	5,0 - 11,0 kW	1
EC6992328M	3	1	-	3P+N+⊕	44	30 - 5x2,5	5,0 - 11,0 kW	1
EC6992329M	3	-	1	3P+N+⊕	44	30 - 5x2,5	5,0 - 11,0 kW	1
EC6992330M	2	2	-	3P+N+⊕	55	30 - 5x2,5	5,0 - 11,0 kW	1
EC6992334M	4	-	-	2P+⊕	55	30 - 3x2,5	1,8 - 3,6 kW	1
EC6992335M	-	4	-	3P+⊕	55	30 - 4x2,5	4,5 - 11,0 kW	1
EC6992336M	-	-	4	3P+N+⊕	55	30 - 5x2,5	5,0 - 11,0 kW	1
EC6992337M	2	-	2	3P+N+⊕	55	30 - 5x2,5	5,0 - 11,0 kW	1
EC6992338M	3	1	-	3P+N+⊕	55	30 - 5x2,5	5,0 - 11,0 kW	1
EC6992339M	3	-	1	3P+N+⊕	55	30 - 5x2,5	5,0 - 11,0 kW	1



EC6992324M

MOBILE INDUSTRIAL CABLE REELS SERIES 699

MAIN TECHNICAL FEATURES:

- Cable reel with galvanized and painted galvanized metallic support, equipped with handle for rewinding.
- Rated voltage 230/400V~ - 50Hz - Insulation voltage 500/690V~.
- Drum with internal automatic brake system and cable blocking clamp.
- Thermal circuit breaker >55°C restorable.
- Cable H07NRF - double insulation HAR.
- Products complying with the Standards EN 61242, EN 61316.
- Each piece packed in strong cardboard boxes suitable for transport and storage.
- Dimensions 375x475x800 mm.
- **Different combinations supplied on request.**

IP44
IP55
CE

GREY RAL 7035

Mobile industrial cable reel plug 4 sockets EN 60309 16A - Ø 400 mm - 50 MT cable

ITEM	INSTALLED SOCKETS			PLUG EN 60309 16A	IP	CABLE MT	POWER kW ROLLED/ EXTENDED CABLE	PACKAGING PIECES
	EN 309 2P+⊕	EN 309 3P+⊕	EN 309 3P+N+⊕					
EC6992320LM	2	2	-	3P+N+⊕	44	50 - 5x2,5	4,0 - 11,0 kW	1
EC6992324LM	4	-	-	2P+⊕	44	50 - 3x2,5	1,6 - 3,6 kW	1
EC6992325LM	-	4	-	3P+⊕	44	50 - 4x2,5	4,0 - 11,0 kW	1
EC6992326LM	-	-	4	3P+N+⊕	44	50 - 5x2,5	4,0 - 11,0 kW	1
EC6992327LM	2	-	2	3P+N+⊕	44	50 - 5x2,5	4,0 - 11,0 kW	1
EC6992328LM	3	1	-	3P+N+⊕	44	50 - 5x2,5	4,0 - 11,0 kW	1
EC6992329LM	3	-	1	3P+N+⊕	44	50 - 5x2,5	4,0 - 11,0 kW	1
EC6992330LM	2	2	-	3P+N+⊕	55	50 - 5x2,5	4,0 - 11,0 kW	1
EC6992334LM	4	-	-	2P+⊕	55	50 - 3x2,5	1,6 - 3,6 kW	1
EC6992335LM	-	4	-	3P+⊕	55	50 - 4x2,5	4,0 - 11,0 kW	1
EC6992336LM	-	-	4	3P+N+⊕	55	50 - 5x2,5	4,0 - 11,0 kW	1
EC6992337LM	2	-	2	3P+N+⊕	55	50 - 5x2,5	4,0 - 11,0 kW	1
EC6992338LM	3	1	-	3P+N+⊕	55	50 - 5x2,5	4,0 - 11,0 kW	1
EC6992339LM	3	-	1	3P+N+⊕	55	50 - 5x2,5	4,0 - 11,0 kW	1


EC6992324LM

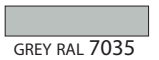
INDUSTRIAL CABLE REELS SERIES 699

MAIN TECHNICAL FEATURES:

- Cable reel with galvanized and painted galvanized metallic support, equipped with handle for rewinding.
- Rated voltage 230/400V~ - 50Hz - Insulation voltage 500/690V~.
- Drum with internal automatic brake system and cable blocking clamp.
- Thermal circuit breaker >55°C restorable - Cable H07NRF - double insulation HAR.
- Products complying with the Standards EN 61242, EN 61316.
- Each piece packed in strong cardboard boxes suitable for transport and storage.
- Dimensions 255x430x520 mm.
- **Different combinations supplied on request.**



IP55



Industrial cable reel plug 1 interlocked socket without fuse holder EN 60309 16A - Ø 400 mm - 30 MT cable

ITEM	INSTALLED SOCKETS			PLUG EN 60309 16A	IP	CABLE MT	POWER kW ROLLED/ EXTENDED CABLE	PACKAGING PIECES
	EN 309 2P+⊕	EN 309 3P+⊕	EN 309 3P+N+⊕					
EC69991	1	-	-	2P+⊕	55	30 - 3x2,5	1,8 - 3,6 kW	1
EC69993	-	1	-	3P+⊕	55	30 - 4x2,5	4,5 - 11,0 kW	1
EC69995	-	-	1	3P+N+⊕	55	30 - 5x2,5	5,0 - 11,0 kW	1

Industrial cable reel plug 1 interlocked socket without fuse holder EN 60309 16A - Ø 400 mm - 50 MT cable

ITEM	INSTALLED SOCKETS			PLUG EN 60309 16A	IP	CABLE MT	POWER kW ROLLED/ EXTENDED CABLE	PACKAGING PIECES
	EN 309 2P+⊕	EN 309 3P+⊕	EN 309 3P+N+⊕					
EC69991L	1	-	-	2P+⊕	55	50 - 3x2,5	1,6 - 3,6 kW	1
EC69993L	-	1	-	3P+⊕	55	50 - 4x2,5	4,0 - 11,0 kW	1
EC69995L	-	-	1	3P+N+⊕	55	50 - 5x2,5	4,0 - 11,0 kW	1

Industrial cable reel plug 1 interlocked socket without fuse holder EN 60309 32A - Ø 400 mm - 30 MT cable

ITEM	INSTALLED SOCKETS			PLUG EN 60309 32A	IP	CABLE MT	POWER kW ROLLED/ EXTENDED CABLE	PACKAGING PIECES
	EN 309 2P+⊕	EN 309 3P+⊕	EN 309 3P+N+⊕					
EC69996	1	-	-	2P+⊕	55	30 - 3x4	2,5 - 5,0 kW	1
EC69997	-	1	-	3P+⊕	55	30 - 4x4	7,0 - 14,0 kW	1
EC69999	-	-	1	3P+N+⊕	55	30 - 5x4	7,0 - 14,0 kW	1



EC69991

INDUSTRIAL EXTENSIONS SERIES 699

MAIN TECHNICAL FEATURES:

- Industrial extensions for mobile connection.
- Rated voltage 230/400V~ - 50Hz - Isolation voltage 500/690V~.
- Cable H07NRF - double insulation HAR.
- Cable complying with the EU standards 64-8V7 for use on construction sites.
- High degree of flexibility even at low temperatures.
- Resistant to wear, abrasion and compression.
- Use extension cords completely extended.

CE
IP44
IP67

Industrial extensions EN 60309 plug and socket 16A - IP44

ITEM	TYPE	SOCKET EN 60309 16A	PLUG EN 60309 16A	IP	CABLE MT	POWER kW EXTENDED CABLE	PACKAGING PIECES
EC699P10		2P+⊕	2P+⊕	44	10 - 3x2,5	3,6 kW	1
EC699P11		3P+⊕	3P+⊕	44	10 - 4x2,5	11,0 kW	1
EC699P12		3P+N+⊕	3P+N+⊕	44	10 - 5x2,5	11,0 kW	1
EC699P13		2P+⊕	2P+⊕	44	20 - 3x2,5	3,6 kW	1
EC699P14		3P+⊕	3P+⊕	44	20 - 4x2,5	11,0 kW	1
EC699P15		3P+N+⊕	3P+N+⊕	44	20 - 5x2,5	11,0 kW	1
EC699P16		2P+⊕	2P+⊕	44	30 - 3x2,5	3,6 kW	1
EC699P17		3P+⊕	3P+⊕	44	30 - 4x2,5	11,0 kW	1
EC699P18		3P+N+⊕	3P+N+⊕	44	30 - 5x2,5	11,0 kW	1

Industrial extensions EN 60309 plug and socket 16A - IP67

ITEM	TYPE	SOCKET EN 60309 16A	PLUG EN 60309 16A	IP	CABLE MT	POWER kW EXTENDED CABLE	PACKAGING PIECES
EC699P20		2P+⊕	2P+⊕	67	10 - 3x2,5	3,6 kW	1
EC699P21		3P+⊕	3P+⊕	67	10 - 4x2,5	11,0 kW	1
EC699P22		3P+N+⊕	3P+N+⊕	67	10 - 5x2,5	11,0 kW	1
EC699P23		2P+⊕	2P+⊕	67	20 - 3x2,5	3,6 kW	1
EC699P24		3P+⊕	3P+⊕	67	20 - 4x2,5	11,0 kW	1
EC699P25		3P+N+⊕	3P+N+⊕	67	20 - 5x2,5	11,0 kW	1
EC699P26		2P+⊕	2P+⊕	67	30 - 3x2,5	3,6 kW	1
EC699P27		3P+⊕	3P+⊕	67	30 - 4x2,5	11,0 kW	1
EC699P28		3P+N+⊕	3P+N+⊕	67	30 - 5x2,5	11,0 kW	1


EC699P10

EC699P21

INDUSTRIAL EXTENSIONS SERIES 699

MAIN TECHNICAL FEATURES:

- Industrial extensions for mobile connection.
- Rated voltage 230/400V~ - 50Hz - Isolation voltage 500/690V~.
- Cable H07NRF - double insulation HAR.
- Cable complying with the EU standards 64-8V7 for use on construction sites.
- High degree of flexibility even at low temperatures.
- Resistant to wear, abrasion and compression.
- Use extension cords completely extended.

CE
IP44
IP67

Industrial extensions EN 60309 plug and socket 32A - IP44

ITEM	TYPE	SOCKET EN 60309 32A	PLUG EN 60309 32A	IP	CABLE MT	POWER kW EXTENDED CABLE	PACKAGING PIECES
EC699P30		2P+⊕	2P+⊕	44	10 - 3x4	7,0 kW	1
EC699P31		3P+⊕	3P+⊕	44	10 - 4x4	21,0 kW	1
EC699P32		3P+N+⊕	3P+N+⊕	44	10 - 5x4	21,0 kW	1
EC699P33		2P+⊕	2P+⊕	44	20 - 3x4	7,0 kW	1
EC699P34		3P+⊕	3P+⊕	44	20 - 4x4	21,0 kW	1
EC699P35		3P+N+⊕	3P+N+⊕	44	20 - 5x4	21,0 kW	1
EC699P36		2P+⊕	2P+⊕	44	30 - 3x4	7,0 kW	1
EC699P37		3P+⊕	3P+⊕	44	30 - 4x4	21,0 kW	1
EC699P38		3P+N+⊕	3P+N+⊕	44	30 - 5x4	21,0 kW	1

Industrial extensions EN 60309 plug and socket 32A - IP67

ITEM	TYPE	SOCKET EN 60309 32A	PLUG EN 60309 32A	IP	CABLE MT	POWER kW EXTENDED CABLE	PACKAGING PIECES
EC699P40		2P+⊕	2P+⊕	67	10 - 3x4	7,0 kW	1
EC699P41		3P+⊕	3P+⊕	67	10 - 4x4	21,0 kW	1
EC699P42		3P+N+⊕	3P+N+⊕	67	10 - 5x4	21,0 kW	1
EC699P43		2P+⊕	2P+⊕	67	20 - 3x4	7,0 kW	1
EC699P44		3P+⊕	3P+⊕	67	20 - 4x4	21,0 kW	1
EC699P45		3P+N+⊕	3P+N+⊕	67	20 - 5x4	21,0 kW	1
EC699P46		2P+⊕	2P+⊕	67	30 - 3x4	7,0 kW	1
EC699P47		3P+⊕	3P+⊕	67	30 - 4x4	21,0 kW	1
EC699P48		3P+N+⊕	3P+N+⊕	67	30 - 5x4	21,0 kW	1



EC699P30




EC699P40


mounting examples



SURFACE MOUNTING POLYESTER BOARDS



MAIN TECHNICAL FEATURES

Material: made of halogen free reinforced fiberglass polyester, self-extinguishing HB degree to UL94.
 High resistant to UV rays.
 Standard colours: grey RAL 7035.
 Resistance to mechanical shocks IK 10 (schocks up to a 20 J), reference standard EN 62262.
 Resistance to abnormal heat (Glow Wire Test according to IEC 60695-2-11 standard)- board with blank door up to 960° C - board with transparent window up to 650° C.
 Application temperature: minimum -25°, maximum +70°.
 IP65 protection degree.
 Nominal application voltage 1000VAC, 1500VDC, suitable for photovoltaic plants.
 Double insulation. 
 Possibility to mount 48-75mm high switches or 102mm high switches starting from the board with dimensions 435x505x215.
 Right or left reversible door with stainless steel pins - it can be opened at 180°.
 Power loss in compliance with Standard EN 60670-24.
 Reference Standards: EN 60670-1, EN 60670-24, EN 60439.
 Products meeting the essential requirements of L.V.D. 2014/35/UE.
 Products in compliance with RoHS II - 2011/65/UE directive.



IP65 polyester boards - blank door page 234




IP65 polyester boards - transparent window page 234



Polyester counterdoor, metal back plate and insulating back plate page 234




Cover module with window and blank page 234



Up rights for panels module and rails DIN page 234



Assembly accessories for polyester boards page 234



MAIN TECHNICAL FEATURES

Blank or with window door, opening angle greater than 180°

Counter-door with ergonomic handle and triangular key

Accessories fixing through brass expansion inserts

Bottom of the boards in one piece



Galvanized or stainless steel fixing brackets

Plain and smooth headboard for easy opening and conduit inlet

Door and counter-door are hinged with rapid fixing through stainless steel spring pins

Counter door can be installed at two different heights

Metal or insulation back plates, can be placed at different heights

Screw cover caps to keep IP-protection and double insulation

ELETTROCANALI presents the new range of distribution boards QUBESYSTEM series, made of monobloc polyester reinforced with 25% glass fiber, thermosetting, heat-resistant, UV-resistant, self-extinguishing HB according to UL94 standard and halogen-free, in gray color 7035.

The peculiar characteristic of the new polyester panels is the high resistance to corrosion and air pollution, which make them particularly suitable for installation in outdoor, industrial and process environments such

as, for example, in tourist ports, washing, construction sites, chemical factories, paper mills, food, petrochemical, telecommunications, energy, photovoltaics, railways, etc., etc. The IP65 protection rating and the double insulation system guarantee the protection of the installed equipment, while the high impact resistance (IK10 grade) ensures the necessary strength for outdoor and industrial applications.

Available in two versions with a blank door or with a transparent

window, the boards are fitted with reversible doors that can be opened at an angle of more than 180 ° to flush with the wall to avoid creating an obstacle or danger once opened and for easy wiring in the workshop. The doors are also easily separable from the bottom, to be subsequently installed more easily.

The closure is made with a triangular insert with the supplied key, but which can be replaced by the kit with a coded safety key when the installation conditions require it.


MAIN TECHNICAL FEATURES

Modular blank plate

Distance between the DIN rails:
36 modules: 125 mm
54/72/96/140 modules: 150 mm

Accessories fixing through brass expansion inserts

Only one type of screws is used for the different accessories



DIN-rail adjustable at three heights:
48-75-102 mm

Impact and UV resistant polycarbonate window

Single/double blank panels

Fixing of the panels through a 1/4 turn screws

Modular frame to wire in the workshop with the uprights, the DIN rails and panels

The boards have an installation temperature between -25 ° C and + 70 ° C, while the temperature resistance of the material ranges from -40 ° C to + 110 ° C.

6 sizes are available, from the smallest of 270x305x170 mm up to the largest measuring 620x810x320 mm. All accessories can be equipped with the installation accessories for the realization of the different configurations: starting from the bottom plates, metal or insulating, which can be installed directly on the bottom or adjusted on different heights, to the internal counterdoors, also they are made in polyester,

hinged on two different heights for maximum flexibility in installation of non-modular equipment and control or signaling elements.

The counterdoors are equipped with quick-locking, reversible metal pins, with a comfortable ergonomic handle and a triangle lock supplied.

The installation of switches is realized through the modular frame complete with DIN rails, which is designed to be wired in workshop and subsequently inserted into the panel in place, to speed up the wiring and

maintenance operations. Possibility to install switches with standard heights of 48, 75 and 102 mm.

The frame is completed by the choice of panels that allow the installation of a minimum of 36 modules up to a maximum of 140 modules. Blank panels with single and double module modules are also available, with which the combinations most suited to the distribution or automation system installed in the boards are realized.

Do not miss the support brackets galvanized or stainless steel and pole support.

MAIN TECHNICAL FEATURES



Through galvanized or stainless steel brackets, bolted to the proper fixed inserts, with the maintenance of IP-protection degree and double insulation



The brackets can be put horizontally or vertically according to the needs. Through threaded rods M6 for the mounting on different supports (for instance pole support)



The door has an opening angle greater than 180° so that it remains against the wall and doesn't create any obstacle or danger



The door can be hinged with either left or right opening. In order to change the opening release the stainless steel pin spring




The back plates can be installed in the lowest part simply by fastening them to the fixed inserts through M6 screws



Back plates can be placed at different heights by the proper adjusting kit



The counter-doors are characterized by a rapid fixing through stainless steel spring pins, equipped with ergonomic handle and standard lock system with triangular key



The counter-doors are mounted on the bushings and the lock pins which must be set in their proper seats at the bottom of the board

MAIN TECHNICAL FEATURES



The DIN rails, height 15 mm, are always supplied separately.
Distance between the DIN rails: 36 modules: 125 mm
54/72/96/140 modules: 150 mm



Mount the DIN rail and the support on the uprights at the desired height according to the installed devices, and fix everything by the proper screws



The modular frame can be composed with the number of guides required and positioned at different heights, easily wired in the workshop and later inserted into the board in place



It is also possible to install 25-40mm high slotted trunkings behind the frame to make the wiring easier



The frame is supported by the case and the installer can perform the wiring / maintenance with both hands free



The final fixing of the complete frame is made with insulating screws: maximum speed and ease of installation and maintenance



Single/double blank panels. Fixing of the panels through a 1/4 turn insulating screws



The frame installed in the highest position ensures the IP20 protection degree also with the open door

POLYESTER BOARDS


MAIN TECHNICAL FEATURES:

- Polyester thermosetting boards, self-extinguishing HB according to UL94 standard, Halogen Free, UV-resistant, high resistance to corrosion, pollution, and chemical.
- Blank or with window door, opening angle greater than 180°, UV-resistant.
- Resistance to mechanical shocks IK 10 (shocks up to a 20 J).
- Back plates are made up to metal or insulating material, removable frames with DIN rails.
- Counterdoor can be installed at two different heights, equipped with triangular key.
- One-Screw-System: only one type of screws is used for the different accessories in order to permit a simple and easy assembly.
- Power loss and dimensions: page 381.



IP65

Dimensions mm WxHxD Modules Distance mm	Polyester board blank door	Polyester board transparent window	Polyester Hinged counterdoor	Metal back plate (direct fixing on the bottom)	Insulating back plate (direct fixing on the bottom)	Pair of up rights	Cover module with window Without rail DIN)	Blank module cover	
PACKAGING	1 piece	1 piece	1 piece	1 piece	1 piece	1 pair	1 piece	1 piece	
I° 270x305x170	EC625001	EC625011	---	EC625031	EC625041	---	---	---	
II° 325x430x185 36M (3x12) 125 mm	EC625002	EC625012	EC625022	EC625032	EC625042	EC625072	EC625102 12 Modules	EC625112	
III° 435x505x215 54M (3x18) 150 mm	EC625003	EC625013	EC625023	EC625033	EC625043	EC625073	EC625103 18 Modules	EC625113	
IV° 435x655x215 72M (4x18) 150 mm	EC625004	EC625014	EC625024	EC625034	EC625044	EC625074	EC625103 18 Modules	EC625113	
V° 545x655x265 96M (4x24) 150 mm	EC625005	EC625015	EC625025	EC625035	EC625045	EC625074	EC625105 24 Modules	EC625115	
VI° 620x810x320 140M (5x28) 150 mm	EC625006	EC625016	EC625026	EC625036	EC625046	EC625076	EC625106 28 Modules	EC625116	



EC625002

EC625012

EC625022

EC625032

EC625042

EC625072

EC625102

EC625112



MAIN TECHNICAL FEATURES:

- Fixing center distance, overall dimensions, combinations of the various system accessories and distances between the various system elements, see page 381.
- The pair of uprights can be installed to fix the panels even without DIN rails.
- DIN rails must always be used with a pair of uprights.
- It is possible to install the bottom plates in the highest position, the uprights with the DIN rails and the counterdoors in the highest positions without panels.
- Depth adjustment of the counterdoors and bottom plates are independent and compatible.
- The keys are unified and open all locks.



IP65

GREY RAL 7035

Double blank cover module	DIN rail with supports	Deep adjustment back plate kit	Set of 4 steel brackets galvanized	Set of 4 stainless steel brackets	Modular blank plate (4,5 modules)	Safety lock with 2 keys	Spare brass inserts kit (10 pieces)	Joint kit
1 piece	1 piece	1 piece	1 kit	1 kit	25 pieces	1 kit	1 kit	1 kit
---	---	---	EC625SZ	EC625SI	---	EC625SC	---	EC625GI
EC625122	EC625132 12 Modules	EC625REG (2 kit x plate)	EC625SZ	EC625SI	EC600TC	EC625SC	EC625IO	EC625GI
EC625123	EC625133 18 Modules	EC625REG (2 kit x plate)	EC625SZ	EC625SI	EC600TC	EC625SC	EC625IO	EC625GI
EC625123	EC625133 18 Modules	EC625REG (3 kit x plate)	EC625SZ	EC625SI	EC600TC	EC625SC	EC625IO	EC625GI
EC625125	EC625135 24 Modules	EC625REG (3 kit x plate)	EC625SZ	EC625SI	EC600TC	EC600SC	EC625IO	EC625GI
EC625126	EC625136 28 Modules	EC625REG (4 kit x plate)	EC625SZ	EC625SI	EC600TC	EC600SC	EC625IO	EC625GI



EC625122



EC625132




EC6250REG



EC625SZ



EC6250SI



EC600TC



EC625SC



EC625IO



EC625GI

SPARE DOORS AND ACCESSORIES

MAIN TECHNICAL FEATURES:

- Polyester thermosetting boards, self-extinguishing HB according to UL94 standard, Halogen Free, UV-resistant, high resistance to corrosion, pollution, and chemical.
- Blank or with window door, opening angle greater than 180°, UV-resistant.
- Resistance to mechanical shocks IK 10 (shocks up to a 20 J).
- Back plates are made up to metal or insulating material, removable frames with DIN rails.
- Pole support kit in galvanized steel and adjustable stainless steel band (length 1 mt), max load 100 Kg.
- One-Screw-System: only one type of screws is used for the different accessories in order to permit a simple and easy assembly.



IP65

GREY RAL 7035

Dimensions mm WxHxD Modules Distance mm	Polyester board blank door	Polyester board transparent window	Blank spare door	Transparent spare door	Triangular spare key	Pole support (ø max 25 cm)	DIN rail adapter for 2 «MyLIFE» devices
PACKAGING	1 piece	1 piece	1 piece	1 piece	10 pieces	1 piece	40 pieces
I° 270x305x170	EC625001	EC625011	EC625001R	EC625011R	EC625ST	EC625SP1	---
II° 325x430x185 36M (3x12) 125 mm	EC625002	EC625012	EC625002R	EC625012R	EC6250ST	EC625SP1	ECL4608
III° 435x505x215 54M (3x18) 150 mm	EC625003	EC625013	EC625003R	EC625013R	EC6250ST	EC625SP3	ECL4608
IV° 435x655x215 72M (4x18) 150 mm	EC625004	EC625014	EC625004R	EC625014R	EC6250ST	EC625SP3	ECL4608
V° 545x655x265 96M (4x24) 150 mm	EC625005	EC625015	EC625005R	EC625015R	EC6250ST	EC625SP5	ECL4608
VI° 620x810x320 140M (5x28) 150 mm	EC625006	EC625016	EC625006R	EC625016R	EC6250ST	EC625SP5	ECL4608



To get boards larger than 620x810 mm, you can put two or more boards with the same base or height together by using the joining kit EC625GI and the connecting devices series EC625XX.

EC625002R

EC625012R

EC625ST

EC625SP3





MODULAR DISTRIBUTION ENCLOSURES



MAIN TECHNICAL FEATURES

Material: shock resistant halogen free UV-resistant technopolymer on ABS base.

Standard colours: Grey RAL 7035, White RAL 9001, Black.


Shock resistance : IK 08 (up to 6 J).

Resistance to abnormal heat (Glow Wire Test according to IEC 60695-2-11 standard)-): up to 650° C.

Installation temperature for wall mounting enclosures: min. -5° C, max +60° C.

Installation temperature for flush mounting enclosures: min. -15° C, max +60° C.

Operating temperature range: min. -25° C, max +70° C.

Complete with screw caps to gain double insulation. 

Door can be open at 180° and removed, reversible and symmetric front.

Suitable for 48-75 mm high modules and brass terminal blocks.

Included: galvanized steel DIN rail EN 50022 already assembled, blank plastic plate for unused modules, self-adhesive circuit label.

Reference Standards: EN 60670-1, EN60670-24

Products meeting the essential requirements of L.V.D. 2014/35/UE.

Products in compliance with RoHS II - 2011/65/UE directive.



IP40 Wall mounting modular enclosures
Series 600
page 244



IP40 Wall mounting modular enclosures
white RAL 9001
Series 600
page 245



IP40 Wall mounting modular enclosures
without door
Series 610
page 247



IP40 Wall mounting modular enclosures
without door
Series 610
page 248



IP65 Wall mounting watertight modular enclosures
Series 620
page 254



IP65/IP55 emergency modular enclosures
Series 64
page 256



IP40 flush mounting modular enclosures
Series 630
page 262



IP40 flush mounting modular enclosures
white RAL 9001
Series 630
page 263



IP40 flush mounting modular enclosures – solid door - white RAL 9001
Series 630
page 264



IP40 flush mounting modular enclosures
black RAL 7021
Series 630
page 265




IP40 Dry lining modular enclosures
white RAL 9001
Series 635
page 266

MAIN TECHNICAL FEATURES

Possibility to mount 48-75 mm high modules

Modular blank plate and screw caps to gain double insulation

Reversible removable transparent door, as well as the front



Kits of brass terminals specific for every model, easy to install

Suitable for cover sealing by proper screws

Self-adhesive circuit labels

Wall fixing bracket plastic to keep IP-protection and double insulation



Cable inlet through IP55 plastic stepped glands, IP44/IP66 conduit fittings and IP68 cable glands

Our modular enclosures form a wide range perfectly complying with the protection and control needs of the modern distribution electrical systems.

The enclosures can be installed very easily and quickly thanks to the accessories supplied with the box or available as fittings.

Perfectly symmetric enclosure base: there isn't any top or bottom to pay attention to during the installation.

The top, the bottom and the sides are fully plain, without any pre-cuttings. That is a clear advantage because the stepped glands, the conduit fittings and the cable glands, used to join the enclosure, can be placed in any position, making the installation quicker.


The high mechanical strength protects the wiring devices and equipments in the outdoor installations, in industrial and domestic applications.

The modular enclosures with the door are available in 2 different colours: grey RAL 7035 and white RAL 9001. These are the same colours as the trunkings, so that it is possible to carry out complete distribution electrical systems with all the components in the same colour.

The modular enclosure with or without the door are the ideal solution for the different distribution areas in offices and houses.

MAIN TECHNICAL FEATURES

The wall mounting modular enclosures are characterized by a special device to hide the fixing screws



The screw seats to fix the cover to the bottom are hidden by a side frame

The enclosure cover can be locked and unlocked by a simple rotation

The modular enclosures are fully symmetric, have a harmonious outlook and perfectly fit in with any environment

EC-brand name and the item code are moulded in the bottom in the same colour as the enclosure



Every modular enclosure is suitable for housing the brass terminal blocks

Elettrocantali modular enclosures have an undoubted advantage: they combine a big inner volume with limited outer dimensions, and a simple linear design fitting in with any environment. The enclosure base is deep enough to grant the conduit inlet up to 40mm diameter by different

joints; at the same time it permits the installer to carry out the cabling works without any difficulty, because the columns for the fixing of the cover and the brass terminal holders are placed along the sides. The cover is symmetric, the door can therefore be hinged either

on the right or on the left, with an opening radius bigger than 180°C.

The wall mounting enclosures are equipped with screw head caps to gain double insulation, so that they are suitable for an installation with complete insulation according to the Standard EN 60670-1/24.


mounting examples





WALL MOUNTING ENCLOSURES SERIES 600

MAIN TECHNICAL FEATURES:

- Reversible door made of smoky grey polycarbonate.
- Enclosure suitable for housing of the terminal blocks.
- Enclosure suitable for cover sealing.
- Galvanized steel DIN rail EN 50022 already assembled.
- Blank plastic plate for unused modules.
- Self-adhesive label for circuit identification.
- Screw caps to gain double insulation. 

CE

IP40

GREY RAL 7035

Wall mounting enclosures

ITEM	EXTERNAL DIMENSIONS W x H x D mm	MODULE NUMBER (17,5 mm)	POWER LOSS (Watt) EN 60670-24	PACKAGING PIECES
EC60004	150x170x100	4	11	1/22
EC60008	200x180x100	8	14	1/15
EC60012	280x220x100	12	21	1/8
EC60018	400x265x130	18	30	-/1
EC60024	280x350x100	24 (2x12)	30	-/1
EC60036	400x400x130	36 (2x18)	47	-/1
EC60054	400x600x130	54 (3x18)	72	-/1

Wall mounting enclosures with brass terminal blocks 6x10

ITEM	EXTERNAL DIMENSIONS W x H x D mm	MODULE NUMBER (17,5 mm)	TERMINAL BLOCK SUPPORTS	TERMINAL BLOCKS HOLES	POWER LOSS (Watt) EN 60670-24	PACKAGING PIECES
EC60004E	150x170x100	4	1	1x4	11	1/22
EC60008E	200x180x100	8	1	1x8	14	1/15
EC60012E	280x220x100	12	1	1x12	21	1/8
EC60018E	400x265x130	18	1	1x12	30	-/1
EC60024E	280x350x100	24 (2x12)	1	2x12	30	-/1
EC60036E	400x400x130	36 (2x18)	2	3x12	47	-/1
EC60054E	400x600x130	54 (3x18)	2	4x12	72	-/1




EC60004



EC60008



EC60012



EC60018



EC60024




EC60036



EC60054

WALL MOUNTING ENCLOSURES SERIES 600

MAIN TECHNICAL FEATURES:

- Reversible door made of smoky grey polycarbonate.
- Enclosure suitable for housing of the terminal blocks.
- Enclosure suitable for cover sealing.
- Galvanized steel DIN rail EN 50022 already assembled.
- Blank plastic plate for unused modules.
- Self-adhesive label for circuit identification.
- Screw caps to gain double insulation. 

IP40

WHITE RAL 9001

Wall mounting enclosures

ITEM	EXTERNAL DIMENSIONS W x H x D mm	MODULE NUMBER (17,5 mm)	POWER LOSS (Watt) EN 60670-24	PACKAGING PIECES
EC60004B	150x170x100	4	11	1/22
EC60008B	200x180x100	8	14	1/15
EC60012B	280x220x100	12	21	1/8
EC60018B	400x265x130	18	30	-/1
EC60024B	280x350x100	24 (2x12)	30	-/1
EC60036B	400x400x130	36 (2x18)	47	-/1
EC60054B	400x600x130	54 (3x18)	72	-/1
EC60072B	420x885x150	72 (4x18)	85	-/1

Wall mounting enclosures with brass terminal blocks 6x10

ITEM	EXTERNAL DIMENSIONS W x H x D mm	MODULE NUMBER (17,5 mm)	TERMINAL BLOCK SUPPORTS	TERMINAL BLOCKS HOLES	POWER LOSS (Watt) EN 60670-24	PACKAGING PIECES
EC60004BE	150x170x100	4	1	1x4	11	1/22
EC60008BE	200x180x100	8	1	1x8	14	1/15
EC60012BE	280x220x100	12	1	1x12	21	1/8
EC60018BE	400x265x130	18	1	1x12	30	-/1
EC60024BE	280x350x100	24 (2x12)	1	2x12	30	-/1
EC60036BE	400x400x130	36 (2x18)	2	3x12	47	-/1
EC60054BE	400x600x130	54 (3x18)	2	4x12	72	-/1
EC60072BE	420x885x150	72 (4x18)	2	4x12	85	-/1


EC60004B
EC60008B
EC60012B
EC60018B
EC60024B
EC60036B
EC60054B
EC60072B

INSTALLATION KIT FOR WALL MOUNTING ENCLOSURES **SERIES 600**

MAIN TECHNICAL FEATURES:

- Installation kit for enclosures series 600. Plastic support, brass terminal block and relevant fixing screws included.
- Quantities per packaging are the same as the enclosures, for an easy management of the accessories.
- Resistance to abnormal heat (Glow Wire Test IEC 60695-2-11 standard)-: up to 960° C. • Series 890: made in self-extinguishing PA6.6.

Installation kit for wall mounting modular enclosures

ITEM	FOR ENCLOSURES	TERMINAL BLOCK SUPPORTS	TERMINAL BLOCKS HOLES	PACKAGING PIECES
EC6004EQ	4 modules	1	1x4	1/22
EC6008EQ	8 modules	1	1x8	1/15
EC6012EQ	12-18 modules	1	1x12	1/8
EC6024EQ	24 modules	1	2x12	1/5
EC6036EQ	36 modules	2	3x12	1/4
EC6054EQ	54-72 modules	2	4x12	-/1

Insulated brass terminal blocks to be set on DIN RAIL EN 50022

ITEM	HOLES AND SECTION mm ²	COLOUR	PACKAGING PIECES
EC890050	Section 1x35 - 6x16		10/340
EC890051	Section 1x35 - 1x25 - 10x16		10/320
EC890052	Section 1x35 - 2x25 - 12x16		10/240
EC890053	Section 1x35 - 6x16		10/340
EC890054	Section 1x35 - 1x25 - 10x16		10/320
EC890055	Section 1x35 - 2x25 - 12x16		10/240
EC890056	Section 1x35 - 6x16		10/340
EC890057	Section 1x35 - 1x25 - 10x16		10/320
EC890058	Section 1x35 - 2x25 - 12x16		10/240

Watertight joints for connection between enclosures and boards


ITEM	TYPE	INTERNAL Ø mm	HOLE Ø mm	FERRULE Ø mm	LENGTH mm	PACKAGING PIECES
EC52121	PG21	21,6	29	38	23	10/50
EC52129	PG29	27,7	37,5	44,2	23	10/50
EC52136	PG36	34,9	47,5	52,6	24,5	10/50

Blank plates for 4,5 module enclosures and boards – divisible by 0,5 modules

ITEM	DIMENSIONS mm	COLOUR	PACKAGING PIECES
EC600TC	4,5 modules DIN EN 50022 - 52x82	GREY RAL 7035	25
EC600TCB	4,5 modules DIN EN 50022 - 52x82	WHITE RAL 9001	25

Wall fixing bracket plastic to keep IP-protection and double insulation

ITEM	USE	EXTERNAL DIMENSIONS mm	PACKAGING PIECES
EC600SF	For enclosures 600 from 4 up to 72 modules	20x13x59	50



WALL MOUNTING MODULAR ENCLOSURES WITHOUT DOOR **SERIES 610**

MAIN TECHNICAL FEATURES:

- Pre-cuttings for conduit inlet or cable glands.
- Galvanized steel DIN rail EN 50022.

CE

IP40

GREY RAL 7035

ITEM	EXTERNAL DIMENSIONS W x H x D mm	MODULE NUMBER (17,5 mm)	POWER LOSS (Watt) EN 60670-24	PACKAGING PIECES
EC61002	50x130x85	2	5	50
EC61003	90x130x85	4	6	25




EC61002



EC61003

WALL MOUNTING MODULAR ENCLOSURES WITHOUT DOOR **SERIES 610**

MAIN TECHNICAL FEATURES:

- Enclosure suitable for housing of the terminal blocks.
- Enclosure suitable for cover sealing.
- Galvanized steel DIN rail EN 50022 already assembled.
- Blank plastic plate for unused modules.
- Self-adhesive label for circuit identification.
- Screw caps to gain double insulation. 

CE

IP40

GREY RAL 7035

Wall mounting modular enclosures without door

ITEM	EXTERNAL DIMENSIONS W x H x D mm	MODULE NUMBER (17,5 mm)	POWER LOSS (Watt) EN 60670-24	PACKAGING PIECES
EC61004	150x170x100	4	11	1/22
EC61008	200x180x100	8	15	1/15
EC61012	280x220x100	12	23	1/8
EC61018	400x265x130	18	34	-/1
EC61024	280x350x100	24 (2x12)	34	-/1
EC61036	400x400x130	36 (2x18)	58	-/1
EC61054	400x600x130	54 (3x18)	79	-/1

Wall mounting modular enclosures without door - with brass terminal blocks 6x10

ARTICOLO	EXTERNAL DIMENSIONS W x H x D mm	MODULE NUMBER (17,5 mm)	TERMINAL BLOCK SUPPORTS	TERMINAL BLOCKS HOLES	POWER LOSS (Watt) EN 60670-24	PACKAGING PIECES
EC61004E	150x170x100	4	1	1x4	11	1/22
EC61008E	200x180x100	8	1	1x8	15	1/15
EC61012E	280x220x100	12	1	1x12	23	1/8
EC61018E	400x265x130	18	1	1x12	34	-/1
EC61024E	280x350x100	24 (2x12)	1	2x12	34	-/1
EC61036E	400x400x130	36 (2x18)	2	3x12	58	-/1
EC61054E	400x600x130	54 (3x18)	2	4x12	79	-/1



EC61004



EC61008



EC61012



EC61018



EC61024



EC61036



EC61054

INSTALLATION KIT FOR WALL MOUNTING ENCLOSURES SERIES 610

MAIN TECHNICAL FEATURES:

- Installation kit for enclosures series 610. • Plastic support, brass terminal block and relevant fixing screws included.
- Quantities per packaging are the same as the enclosures, for an easy management of the accessories.
- Resistance to abnormal heat (Glow Wire Test IEC 60695-2-11 standard)-: up to 960° C. • Series 890: made in self-extinguishing PA6.6.

Installation kit for wall mounting modular enclosures

ITEM	FOR ENCLOSURES	TERMINAL BLOCK SUPPORTS	TERMINAL BLOCKS HOLES	PACKAGING PIECES
EC6004EQ	4 modules	1	1x4	1/22
EC6008EQ	8 modules	1	1x8	1/15
EC6012EQ	12-18 modules	1	1x12	1/8
EC6024EQ	24 modules	1	2x12	1/5
EC6036EQ	36 modules	2	3x12	1/4
EC6054EQ	54 modules	2	4x12	-/1

Insulated brass terminal blocks to be set on DIN RAIL EN 50022

ITEM	HOLES AND SECTION mm ²	COLOUR	PACKAGING PIECES
EC890050	Section 1x35 - 6x16		10/340
EC890051	Section 1x35 - 1x25 - 10x16		10/320
EC890052	Section 1x35 - 2x25 - 12x16		10/240
EC890053	Section 1x35 - 6x16		10/340
EC890054	Section 1x35 - 1x25 - 10x16		10/320
EC890055	Section 1x35 - 2x25 - 12x16		10/240
EC890056	Section 1x35 - 6x16		10/340
EC890057	Section 1x35 - 1x25 - 10x16		10/320
EC890058	Section 1x35 - 2x25 - 12x16		10/240

Watertight joints for connection between enclosures and boards


ITEM	TYPE	INTERNAL Ø mm	HOLE Ø mm	FERRULE Ø mm	LENGTH mm	PACKAGING PIECES
EC52121	PG21	21,6	29	38	23	10/50
EC52129	PG29	27,7	37,5	44,2	23	10/50
EC52136	PG36	34,9	47,5	52,6	24,5	10/50

Blank plates for 4,5 module enclosures and boards – divisible by 0,5 modules

ITEM	DIMENSIONS mm	COLOUR	PACKAGING PIECES
EC600TC	4,5 modules DIN EN 50022 - 52x82	GREY RAL 7035	25

Wall fixing bracket plastic to keep IP-protection and double insulation

ITEM	USE	EXTERNAL DIMENSIONS mm	PACKAGING PIECES
EC600SF	For enclosures 610 from 4 up to 54 modules	20x13x59	50



EC6012EQ

EC890

EC52129

EC600TC

EC600SF

MAIN TECHNICAL FEATURES

Possibility to mount 45-78 mm high modules

New door closing

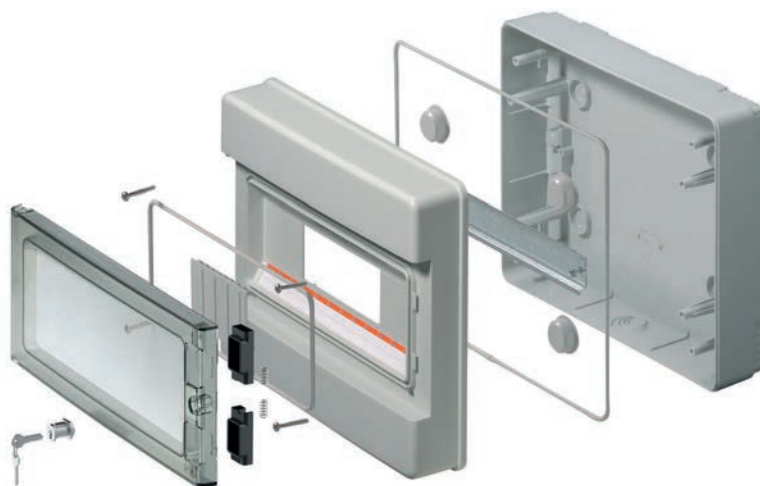
Modular blank plate and screw caps to gain double insulation

Reversible front

Possibility to install the safety lock on all models

Kits of brass terminals specific for every model, easy to install

Self-adhesive circuit labels



Suitable for cover sealing by proper screws (4-54 modules)

Internal pre-cuttings for conduit joints inside the enclosures

Wall fixing bracket plastic to keep IP-protection and double insulation



Cable inlet through IP55 plastic stepped glands, IP44/IP66 conduit fittings and IP68 cable glands.

The family of sealed modular enclosures series 620 with protection degree IP65 perfectly meets the protection and control needs of the modern distribution electrical systems in different environments, especially if wet or exposed to inclemency of the weather, to dust and pollution. In short they are suitable for any outdoor installation.

The high-quality halogen free technopolymer assures a great resistance to

aging caused by the atmospheric agents and UV-rays.

Thanks to the perfectly symmetric bottom and front the door can be reversed and opened at 180°. All watertight enclosures of 620 series are designed to be equipped with a coded safety lock, available as an accessory, to lock the doors to prevent incorrect operations.

The cover fixing screws are made up of high-resistant stainless

steel and, once inserted in their seats, they can't fall off.

The pre-cuttings for the cable inlet are placed inside the modular enclosure, so that the outer side is completely smooth, which permits to join the enclosures side by side and, moreover, to put the stepped glands, the conduit fittings and the cable glands, used to connect the enclosure, in any position.

MAIN TECHNICAL FEATURES

EC-brand name and the item code are moulded in the bottom in the same colour as the enclosure

The 2 doors of the 72-module enclosure allow to operate directly on the equipments to set in action

Possibility to install the safety lock

The top, the bottom and the sides are fully plain, without any pre-cuttings. That permits to join several enclosures side by side



New door closing

The asymmetric modular windows of the 72-module enclosure allow to modify the distance between the DIN rails

Suitable for the sealing of the single 18-module windows


The 72-module enclosures have 18-module modular windows, which can be replaced by closed windows to carry our connecting brass terminals or small automations

The series of sealed modular enclosures has combined the need to gain a big inner volume, necessary to correctly dissipate the power generated by the installed equipments and to rightly manage the cabling, with a linear functional outlook fitting in with any environment. The 72-module sealed enclosure has 18-module asymmetric modular windows, permitting to modify the distance between the DIN rails, simply by turning

the windows upside down and adjusting the distance on 3 different positions: 150-175-200mm. In the same way it is possible to fix the DIN rails on the bottom in different places which must however correspond to the ones chosen for the cover or vice versa. The bottom back of the 72-module enclosure is suitable for the back plate EC450P8 (285x205).

For the inlet of pliable, rigid and flexible spiral conduits we recommend using our fitting systems with IP65 or IP67 protection degree. The wall mounting enclosures are equipped with screw head caps to gain double insulation, so that they are suitable for an installation with complete insulation according to the Standard EN 60670-24.


mounting examples






WALL MOUNTING WATERTIGHT MODULAR ENCLOSURES SERIES 620

MAIN TECHNICAL FEATURES:

- Door made up of smoky grey polycarbonate.
- Enclosure suitable for housing of the terminal blocks.
- Internal pre-cuttings for conduit inlet or cable glands.
- Galvanized steel DIN 50022 rail already assembled.
- Blank plastic plate for unused modules.
- Self-adhesive label for circuit identification.
- Screw caps to gain double insulation. 

CE

IP65


GREY RAL 7035


Wall mounting watertight modular enclosures

ITEM	EXTERNAL DIMENSIONS W x H x D mm	MODULE NUMBER (17,5 mm)	POWER LOSS (Watt) EN 60670-24	PACKAGING PIECES
EC62004	150x170x100	4	10	1/22
EC62008	200x180x100	8	13	1/14
EC62012	280x220x100	12	19	1/8
EC62018	400x265x140	18	25	-/1
EC62024*	290x390x140	24 (2x12)	28	-/1
EC62036*	400x400x140	36 (2x18)	43	-/1
EC62054*	400x600x140	54 (3x18)	64	-/1
EC62072*	420x885x150	72 (4x18)	85	-/1

Wall mounting watertight modular enclosures - with brass terminal blocks 6x10

ITEM	EXTERNAL DIMENSIONS W x H x D mm	MODULE NUMBER (17,5 mm)	TERMINAL BLOCK SUPPORTS	TERMINAL BLOCKS HOLES	POWER LOSS (Watt) EN 60670-24	PACKAGING PIECES
EC62004E	150x170x100	4	1	1x4	10	1/22
EC62008E	200x180x100	8	1	1x8	13	1/14
EC62012E	280x220x100	12	1	1x12	19	1/8
EC62018E	400x265x140	18	1	1x12	25	-/1
EC62024E*	290x390x140	24 (2x12)	1	2x12	28	-/1
EC62036E*	400x400x140	36 (2x18)	2	3x12	43	-/1
EC62054E*	400x600x140	54 (3x18)	2	4x12	64	-/1
EC62072E*	420x885x150	72 (4x18)	2	4x12	85	-/1

* Door with double closure



INSTALLATION KIT FOR WATERTIGHT MODULAR ENCLOSURES **SERIES 620**

MAIN TECHNICAL FEATURES:

- Installation kit for enclosures series 620. • Plastic support, brass terminal block and relevant fixing screws included.
- Quantities per packaging are the same as the enclosures, for an easy management of the accessories.
- Resistance to abnormal heat (Glow Wire Test IEC 60695-2-11 standard)-: up to 960° C. • Series 890: made in self-extinguishing PA6.6.

Installation kit for watertight modular enclosures

ITEM	FOR ENCLOSURES	TERMINAL BLOCK SUPPORTS	TERMINAL BLOCKS HOLES	PACKAGING PIECES
EC6204EQ	4 modules	1	1x4	1/22
EC6208EQ	8 modules	1	1x8	1/14
EC6212EQ	12-18 modules	1	1x12	1/8
EC6224EQ	24 modules	1	2x12	1/4
EC6236EQ	36 modules	2	3x12	1/4
EC6254EQ	54/72 modules	2	4x12	-/1

Blank plate for 72-module enclosure

EC67018	Blank plate for 18-module window of the 72-module enclosure	1/10
----------------	---	------

Insulated brass terminal blocks to be set on DIN RAIL EN 50022

ITEM	HOLE AND SECTION mm ²	COLOUR	PACKAGING PIECES
EC890050	Section 1x35 - 6x16		10/340
EC890051	Section 1x35 - 1x25 - 10x16		10/320
EC890052	Section 1x35 - 2x25 - 12x16		10/240
EC890053	Section 1x35 - 6x16		10/340
EC890054	Section 1x35 - 1x25 - 10x16		10/320
EC890055	Section 1x35 - 2x25 - 12x16		10/240
EC890056	Section 1x35 - 6x16		10/340
EC890057	Section 1x35 - 1x25 - 10x16		10/320
EC890058	Section 1x35 - 2x25 - 12x16		10/240

Watertight joints for connection between enclosures and boards

ITEM	TYPE	INTERNAL Ø mm	HOLE Ø mm	FERRULE Ø mm	LENGTH mm	PACKAGING PIECES
EC52121	PG21	21,6	29	38	23	10/50
EC52129	PG29	27,7	37,5	44,2	23	10/50
EC52136	PG36	34,9	47,5	52,6	24,5	10/50

Blank plates for 4,5 module enclosures and boards – divisible by 0,5 modules


ITEM	DIMENSIONS mm	COLOUR	PACKAGING PIECES
EC600TC	4,5 modules DIN EN 50022 - 52x82	GREY RAL 7035	25

Wall fixing bracket plastic to keep IP-protection and double insulation

ITEM	USE	EXTERNAL DIMENSIONS mm	PACKAGING PIECES
EC600SF	For enclosures 620 from 4 up to 54 modules	20x13x59	50


Safety lock

ITEM	USE	EXTERNAL DIMENSIONS mm	PACKAGING PIECES
EC600SC	For all enclosures series 620, 640, 641 from 4 up to 72 modules - Lock and 2 keys	Ø 13 x 17,5	1/10



WALL MOUNTING WATERTIGHT EMERGENCY MODULAR ENCLOSURES **SERIES 64**

MAIN TECHNICAL FEATURES:

- Safety key for door closing.
- Breakable safety glass.
- Galvanized steel DIN rail EN 50022 already assembled in the bottom.
- Self-adhesive label for circuit identification.
- Screw caps to gain double insulation. 
- Available colours : Grey RAL 7035 and red RAL 3000.

CE

GREY RAL 7035

IP65

RED RAL 3000

Wall mounting watertight emergency modular enclosures

ITEM	EXTERNAL DIMENSIONS W x H x D mm	COLOUR	MODULE NUMBER (17,5 mm)	POWER LOSS (Watt) EN 60670-24	PACKAGING PIECES
EC64004	150x170x100	RED	4	10	1/22
EC64008	200x180x100	RED	8	12	1/14
EC64104	150x170x100	GREY	4	10	1/22
EC64108	200x180x100	GREY	8	12	1/14

Hammer with safety chain – Spare glasses

ITEM	DESCRIPTION	FOR ITEM	PACKAGING PIECES
EC64400	Galvanized steel glass hammer with safety chain	EC64004/EC64104/EC64008 EC64108	1
EC64401	Spare glass 4 module enclosure	EC64004/EC64104	10
EC64402	Spare glass 8 module enclosure	EC64008/EC64108	10

Blank plates for 4,5 module enclosures and boards – divisible by 0,5 modules

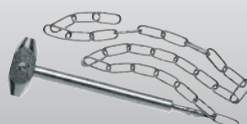
ITEM	DIMENSIONS mm	COLOUR	PACKAGING PIECES
EC600TCR	4,5 modules DIN EN 50022 - 52x82	RED RAL 3000	25



EC64004



EC64008



EC64400



EC64104



EC64108

BREAKING GLASS EMERGENCY PANEL SERIES 64

MAIN TECHNICAL FEATURES:

- Board with breakable glass for emergency, flush mounting or wall mounting on a 3 module box.
- Suitable for two different settings: automatic (at glass breaking) or manual (after glass breaking).
- Contacts included: 1NO+1NC - 10A - 250V~. • Lid with snap-on fixing without screws, functional sealable frame with supplied screws.
- Location Indicator: possibility to use LED modules (not included) or lamps (not included).
- Integrity indicator (rest condition): possibility to use lamps (not included).
- Shock resistance : IK 08 (up to 5 J). Screw caps to gain double insulation.

CE

IP55

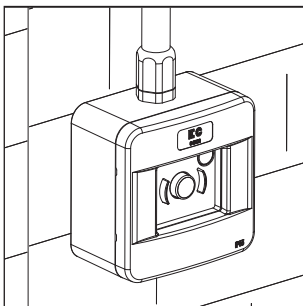
RED RAL 3000

Breaking glass emergency panel

ITEM	EXTERNAL DIMENSIONS W x H x D mm	CONTACT NUMBERS	PACKAGING PIECES
EC64202	118x118x67	1NO + 1NC (10A-250V~)	1

Accessories - spare glass - lamps

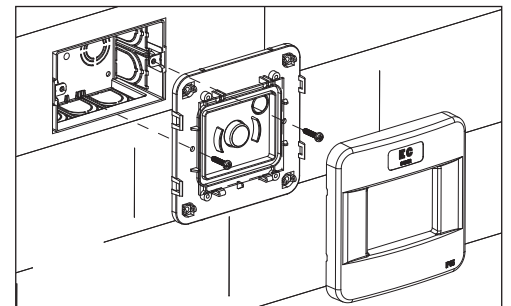
ITEM	DESCRIPTION	PACKAGING PIECES
EC64400	Galvanized steel glass hammer with safety chain	1
EC64403	Spare glass dim. 78x76x1,85 mm	10
EC64410	Spare contact NC red	10
EC64411	Spare contact NO green	10
EC64420	Lamp holder with LED - AC/DC 12V - white light	10
EC64421	Lamp holder with LED - AC/DC 24V - white light	10
EC64422	Lamp holder with LED - AC/DC 48V - white light	10
EC64423	Lamp holder with LED - AC/DC 110V - white light	10
EC64424	Lamp holder with LED - AC 220V - white light	10
ECL4000LN	Lamp holder NEON AC 220V - blue light	10
ECL4000LD	Lamp holder LED AC 220V - blue light	10




Wall installation



EC64202



Flush mounting on
83,5 mm centre hole
device box



EC64400



EC64410



EC64411



EC64420



ECL4000LN



ECL4000LD

MAIN TECHNICAL FEATURES


Possibility to mount 48-75 mm high modules

Strong enclosure structure with stiffening outer ring

The transparent door is removable, and the front is reversible

Cover for unused modules included

Kits of brass terminals specific for every model, easy to install



Cable inlet by corrugated conduits up to 40mm

The supports of the DIN-rails permit to compensate for the variable thickness of the plaster in order to align the devices at the correct depth

Self-adhesive circuit labels

The range of flush mounting modular enclosures is wide and complete: it comprises enclosures from 4 up to 72 modules available in different colours, such as grey, black, white with transparent smoky grey and white with solid door. They are suitable both for the industrial applications and for the domestic and public environments, in which the domotics plays a very important role nowadays.

The enclosures, made up of orange polystyrene, have a high mechanical strength, so that they don't get deformed during the installation; besides they are characterized by pre-cuttings for the conduit inlet up to 40mm. Both the bottom and the front are Perfectly symmetric, so that there is no top or bottom to pay attention to during the installation.

The reversible front permits to open the door at more than 180° either right or left. The stainless steel DIN rail EN50022 can be horizontally adjusted for to perfectly line up the equipments and devices. The support rails are so designed to compensate for the variable thickness of the plaster in order to align the devices at the correct depth.

MAIN TECHNICAL FEATURES

EC-brand name and the item code are moulded in the bottom in the same colour as the enclosure

The 2 doors of the 72-module enclosure allow to operate directly on the equipments to set in action

Starting from the 54-module enclosures the door has got a triangle safety key

Starting from the 24-module enclosures the DIN rails are put on a removable frame



The asymmetric modular windows of the 72-module enclosure allow to modify the distance between the DIN rails

Suitable for the sealing of the single 18-module windows

The 72-module enclosures have 18-module modular windows, which can be replaced by closed windows to carry out connecting brass terminals or small automations

The 72-module flush mounting enclosure has 18-module asymmetric modular windows, permitting to modify the distance between the DIN rails, simply by turning the windows upside down and adjusting the distance on 3 different positions: 150-175-200mm.

In the same way it is possible to fix the DIN rails on the bottom in different places which

must however correspond to the ones chosen for the cover or vice versa. The inner room is therefore adjusted according to the installed devices and the necessary cabling.

The DIN rails, placed on two separate frames, which can be removed to carry out the wiring or the assembling in the workshop, can be singly adjusted on 2 positions in order to house

devices with a different height. The reversible front permits to open the door at more than 180° either right or left.

The wall mounting enclosures are equipped with blank plastic plate for unused modules to gain double insulation, so that they are suitable for an installation with complete insulation according to the Standard EN 60670-24.

mounting examples





FLUSH MOUNTING MODULAR ENCLOSURES SERIES 630

MAIN TECHNICAL FEATURES:

- Reversible door made of smoky grey polycarbonate.
- Box made of shock resistant orange polystyrene. External frame and door made of bright material.
- Self-adhesive label for circuit identification.
- Enclosure suitable for housing of the terminal blocks.
- Blank plastic plate for unused modules.
- Galvanized steel DIN rail EN 50022, already assembled on removable and adjustable support.
- Single package in cardboard box for a better protection during transport and storage.
- Dimension D= box depth.



IP40



Flush mounting modular enclosures

ITEM	EXTERNAL DIMENSIONS W x H x D mm	MODULE NUMBER (17,5 mm)	POWER LOSS (Watt) EN 60670-24	PACKAGING PIECES
EC63004	154x160x80	4	9	1/20
EC63008	240x194x80	8	18	1/9
EC63012	320x240x80	12	25	1/7
EC63018	430x260x80	18	30	-/1
EC63024	320x388x80	24 (2x12)	35	-/1
EC63036	430x410x80	36 (2x18)	52	-/1
EC63054	430x618x80	54 (3x18)	77	-/1
EC63072	450x853x95	72 (4x18)	90	-/1

Flush mounting modular enclosures - with brass terminal blocks 6x10

ITEM	EXTERNAL DIMENSIONS W x H x D mm	MODULE NUMBER (17,5 mm)	TERMINAL BLOCK SUPPORTS	TERMINAL BLOCKS HOLES	POWER LOSS (Watt) EN 60670-24	PACKAGING PIECES
EC63004E	154x160x80	4	1	1x4	9	1/20
EC63008E	240x194x80	8	1	1x8	18	1/9
EC63012E	320x240x80	12	1	1x12	25	1/7
EC63018E	430x260x80	18	1	1x12	30	-/1
EC63024E	320x388x80	24 (2x12)	1	2x12	35	-/1
EC63036E	430x410x80	36 (2x18)	2	3x12	52	-/1
EC63054E	430x618x80	54 (3x18)	2	4x12	77	-/1
EC63072E	450x853x95	72 (4x18)	2	4x12	90	-/1



EC63004

EC63008

EC63012

EC63018

EC63024

EC63036

EC63054

EC63072

FLUSH MOUNTING MODULAR ENCLOSURES SERIES 630

MAIN TECHNICAL FEATURES:

- Reversible door made of smoky grey polycarbonate.
- Box made of shock resistant orange polystyrene. External frame and door made of bright material.
- Self-adhesive label for circuit identification.
- Enclosure suitable for housing of the terminal blocks.
- Blank plastic plate for unused modules.
- Galvanized steel DIN rail EN 50022, already assembled on removable and adjustable support.
- Single package in cardboard box for a better protection during transport and storage.
- Dimension D= box depth.



IP40




Flush mounting modular enclosures

ITEM	EXTERNAL DIMENSIONS W x H x D mm	MODULE NUMBER (17,5 mm)	POWER LOSS (Watt) EN 60670-24	PACKAGING PIECES
EC63004B	154x160x80	4	9	1/20
EC63008B	240x194x80	8	18	1/9
EC63012B	320x240x80	12	25	1/7
EC63018B	430x260x80	18	30	-/1
EC63024B	320x388x80	24 (2x12)	35	-/1
EC63036B	430x410x80	36 (2x18)	52	-/1
EC63054B	430x618x80	54 (3x18)	77	-/1
EC63072B	450x853x95	72 (4x18)	90	-/1

Flush mounting modular enclosures - with brass terminal blocks 6x10

ITEM	EXTERNAL DIMENSIONS W x H x D mm	MODULE NUMBER (17,5 mm)	TERMINAL BLOCK SUPPORTS	TERMINAL BLOCKS HOLES	POWER LOSS (Watt) EN 60670-24	PACKAGING PIECES
EC63004BE	154x160x80	4	1	1x4	9	1/20
EC63008BE	240x194x80	8	1	1x8	18	1/9
EC63012BE	320x240x80	12	1	1x12	25	1/7
EC63018BE	430x260x80	18	1	1x12	30	-/1
EC63024BE	320x388x80	24 (2x12)	1	2x12	35	-/1
EC63036BE	430x410x80	36 (2x18)	2	3x12	52	-/1
EC63054BE	430x618x80	54 (3x18)	2	4x12	77	-/1
EC63072BE	450x853x95	72 (4x18)	2	4x12	90	-/1



EC63004B

EC63008B

EC63012B

EC63018B

EC63024B

EC63036B

EC63054B

EC63072B

FLUSH MOUNTING MODULAR ENCLOSURES - SOLID DOOR SERIES 630

MAIN TECHNICAL FEATURES:

- Reversible door made of white ABS.
- Box made of shock resistant orange polystyrene. External frame and door made of bright material.
- Self-adhesive label for circuit identification.
- Enclosure suitable for housing of the terminal blocks.
- Blank plastic plate for unused modules.
- Galvanized steel DIN rail EN 50022, already assembled on removable and adjustable support.
- Single package in cardboard box for a better protection during transport and storage.
- Dimension D= box depth.

CE

IP40

WHITE RAL 9001

Flush mounting modular enclosures

ITEM	EXTERNAL DIMENSIONS W x H x D mm	MODULE NUMBER (17,5 mm)	POWER LOSS (Watt) EN 60670-24	PACKAGING PIECES
EC63004C	154x160x80	4	9	1/20
EC63008C	240x194x80	8	18	1/9
EC63012C	320x240x80	12	25	1/7
EC63018C	430x260x80	18	30	-/1
EC63024C	320x388x80	24 (2x12)	35	-/1
EC63036C	430x410x80	36 (2x18)	52	-/1
EC63054C	430x618x80	54 (3x18)	77	-/1
EC63072C	450x853x95	72 (4x18)	90	-/1

Flush mounting modular enclosures - with brass terminal blocks 6x10

ITEM	EXTERNAL DIMENSIONS W x H x D mm	MODULE NUMBER (17,5 mm)	TERMINAL BLOCK SUPPORTS	TERMINAL BLOCKS HOLES	POWER LOSS (Watt) EN 60670-24	PACKAGING PIECES
EC63004CE	154x160x80	4	1	1x4	9	1/20
EC63008CE	240x194x80	8	1	1x8	18	1/9
EC63012CE	320x240x80	12	1	1x12	25	1/7
EC63018CE	430x260x80	18	1	1x12	30	-/1
EC63024CE	320x388x80	24 (2x12)	1	2x12	35	-/1
EC63036CE	430x410x80	36 (2x18)	2	3x12	52	-/1
EC63054CE	430x618x80	54 (3x18)	2	4x12	77	-/1
EC63072CE	450x853x95	72 (4x18)	2	4x12	90	-/1



EC63004C

EC63008C

EC63012C

EC63018C

EC63024C

EC63036C

EC63054C

EC63072C

FLUSH MOUNTING MODULAR ENCLOSURES SERIES 630

MAIN TECHNICAL FEATURES:

- Reversible door made of smoky grey polycarbonate.
- Box made of shock resistant orange polystyrene. External frame and door made of bright material.
- Self-adhesive label for circuit identification.
- Enclosure suitable for housing of the terminal blocks.
- Blank plastic plate for unused modules.
- Galvanized steel DIN rail EN 50022, already assembled on removable and adjustable support.
- Single package in cardboard box for a better protection during transport and storage.
- Dimension D= box depth.


IP40
BLACK

Flush mounting modular enclosures

ITEM	EXTERNAL DIMENSIONS W x H x D mm	MODULE NUMBER (17,5 mm)	POWER LOSS (Watt) EN 60670-24	PACKAGING PIECES
EC63004N	154x160x80	4	9	1/20
EC63008N	240x194x80	8	18	1/9
EC63012N	320x240x80	12	25	1/7
EC63018N	430x260x80	18	30	-/1
EC63024N	320x388x80	24 (2x12)	35	-/1
EC63036N	430x410x80	36 (2x18)	52	-/1
EC63054N	430x618x80	54 (3x18)	77	-/1
EC63072N	450x853x95	72 (4x18)	90	-/1

Flush mounting modular enclosures - with brass terminal blocks 6x10

ITEM	EXTERNAL DIMENSIONS W x H x D mm	MODULE NUMBER (17,5 mm)	TERMINAL BLOCK SUPPORTS	TERMINAL BLOCKS HOLES	POWER LOSS (Watt) EN 60670-24	PACKAGING PIECES
EC63004NE	154x160x80	4	1	1x4	9	1/20
EC63008NE	240x194x80	8	1	1x8	18	1/9
EC63012NE	320x240x80	12	1	1x12	25	1/7
EC63018NE	430x260x80	18	1	1x12	30	-/1
EC63024NE	320x388x80	24 (2x12)	1	2x12	35	-/1
EC63036NE	430x410x80	36 (2x18)	2	3x12	52	-/1
EC63054NE	430x618x80	54 (3x18)	2	4x12	77	-/1
EC63072NE	450x853x95	72 (4x18)	2	4x12	90	-/1



EC63004N EC63008N EC63012N EC63018N EC63024N EC63036N EC63054N EC63072N

■ DRY LINING MODULAR ENCLOSURES SERIES 635

MAIN TECHNICAL FEATURES:

- Reversible door made of smoky grey polycarbonate. Box made of shock resistant blue technopolymer.
- Resistance to abnormal heat (Glow Wire Test according to IEC 60695-2-11 standard)-: up to 850° C.
- External frame and door made of bright material.
- Self-adhesive label for circuit identification.
- Enclosure suitable for housing of the terminal blocks.
- Blank plastic plate for unused modules.
- Galvanized steel DIN rail EN 50022, already assembled on removable and adjustable support.
- Single package in cardboard box for a better protection during transport and storage.
- Dimension D= box depth.

CE

IP40


WHITE RAL 9001

■ Flush mounting modular enclosures

ITEM	EXTERNAL DIMENSIONS W x H x D mm	MODULE NUMBER (17,5 mm)	POWER LOSS (Watt) EN 60670-24	PACKAGING PIECES
EC63508B	240x194x80	8	18	1/9
EC63512B	320x240x80	12	25	1/7
EC63518B	430x260x80	18	30	-/1
EC63524B	320x388x80	24 (2x12)	35	-/1

■ Flush mounting modular enclosures - with brass terminal blocks 6x10

ITEM	EXTERNAL DIMENSIONS W x H x D mm	MODULE NUMBER (17,5 mm)	TERMINAL BLOCK SUPPORTS	TERMINAL BLOCKS HOLES	POWER LOSS (Watt) EN 60670-24	PACKAGING PIECES
EC63508BE	240x194x80	8	1	1x8	18	1/9
EC63512BE	320x240x80	12	1	1x12	25	1/7
EC63518BE	430x260x80	18	1	1x12	30	-/1
EC63524BE	320x388x80	24 (2x12)	1	2x12	35	-/1



EC63508B

EC63512B

EC63518B

EC63524B



INSTALLATION KIT FOR FLUSH MOUNTING MODULAR ENCLOSURES **SERIES 630/635**

MAIN TECHNICAL FEATURES:

- Installation kit for enclosures series 630
- Plastic support, brass terminal block and relevant fixing screws included.
- Quantities per packaging are the same as the enclosures, for an easy management of the accessories.
- Resistance to abnormal heat (Glow Wire Test according to IEC 60695-2-11 standard)-: up to 960° C.
- Series 890: made in self-extinguishing PA6.6.

Installation kit for flush mounting modular enclosures

ITEM	FOR ENCLOSURES	TERMINAL BLOCK SUPPORTS	TERMINAL BLOCKS HOLES	PACKAGING PIECES
EC6304EQ	4 modules	1	1x4	1/20
EC6308EQ	8 modules	1	1x8	1/9
EC6312EQ	12-18 modules	1	1x12	1/7
EC6324EQ	24 modules	1	2x12	1/5
EC6336EQ	36 modules	2	3x12	1/4
EC6354EQ	54/72 modules	2	4x12	1

Blank plate for 72-module enclosure


EC67018	Blank plate for 18-module window of the 72-module enclosure	1/10
----------------	---	------

Terminal blocks with support for DIN EN 50022 rail

ITEM	HOLES AND SECTION mm ²	COLOUR	PACKAGING PIECES
EC890050	Section 1x35 - 6x16	■	10/340
EC890051	Section 1x35 - 1x25 - 10x16	■	10/320
EC890052	Section 1x35 - 2x25 - 12x16	■	10/240
EC890053	Section 1x35 - 6x16	■	10/340
EC890054	Section 1x35 - 1x25 - 10x16	■	10/320
EC890055	Section 1x35 - 2x25 - 12x16	■	10/240
EC890056	Section 1x35 - 6x16	■	10/340
EC890057	Section 1x35 - 1x25 - 10x16	■	10/320
EC890058	Section 1x35 - 2x25 - 12x16	■	10/240

Blank plates for 4,5 module enclosures and boards – divisible by 0,5 modules


ITEM	DIMENSIONS mm	COLOUR	PACKAGING PIECES
EC600TC	4,5 modules DIN EN 50022 - 52x82	GREY RAL 7035	25
EC600TCB	4,5 modules DIN EN 50022 - 52x82	WHITE RAL 9001	25
EC600TCN	4,5 modules DIN EN 50022 - 52x82	BLACK	25




EC6312EQ



EC67018



EC890



EC600TC

PLASTIC SUPPORTS **SERIES 670** / TERMINAL BLOCKS **SERIES 680**

MAIN TECHNICAL FEATURES SUPPORTS:

- Prodotti in materiale termoplastico rigido.
- Possibilità d'installare fino a 4 morsettiere.
- Completi di viti autofilettanti per montaggio in tutti i centralini.
- Resistance to abnormal heat (Glow Wire Test according to IEC 60695-2-11 standard)-: up to 960° C.

MAIN TECHNICAL FEATURES TERMINAL BLOCKS:

- To be installed on relevant plastic supports.
- Made of CW614H brass, for earth circuits and neutral connections.
- Galvanized steel screws assembled - included screws for fixing.

Plastic supports for terminal blocks for all enclosures and boards


ITEM	ITO BE INSTALLED IN ENCLOSURES MODULE NUMBER	PACKAGING PIECES
EC67004	4-8	-/10
EC67012	12-18-24-36-54-72	-/10

Brass terminal blocks

ITEM	HOLE NUMBER	TERMINAL SECTION mm	HOLE DIMENSIONS mm ²	PACKAGING PIECES
EC680M1	4	6x10	4x16	-/10
EC680M2	8	6x10	2x16 - 6x10	-/10
EC680M3	12	6x10	2x16 - 10x10	-/10
EC680M4	5	10x15	1x25 + 4x10	-/10
EC680M5	7	10x15	1x25 + 6x10	-/10
EC680M6	10	10x15	2x25 + 8x10	-/10













Series 670










Series 680


CHOICE TABLE FOR WALL MOUNTING MODULAR ENCLOSURES

MODEL	DESCRIPTION	MODULE NUMBER								
		2 MODULES	4 MODULES	8 MODULES	12 MODULES	18 MODULES	24 MODULES	36 MODULES	54 MODULES	72 MODULES
	IP40 RAL 7035 TRANSPARENT DOOR	-	EC60004	EC60008	EC60012	EC60018	EC60024	EC60036	EC60054	-
	IP40 RAL 9001 TRANSPARENT DOOR	-	EC60004B	EC60008B	EC60012B	EC60018B	EC60024B	EC60036B	EC60054B	EC60072B
	IP40 RAL 7035 WITHOUT DOOR	EC61002	EC61003	-	-	-	-	-	-	-
	IP40 RAL 7035 WITHOUT DOOR	-	EC61004	EC61008	EC61012	EC61018	EC61024	EC61036	EC61054	-
	IP65 RAL 7035 WATERTIGHT	-	EC62004	EC62008	EC62012	EC62018	EC62024	EC62036	EC62054	EC62072
	IP65 RAL 3000 EMERGENCY	-	EC64004	EC64008	-	-	-	-	-	-
	IP65 RAL 7035 EMERGENCY	-	EC64104	EC64108	-	-	-	-	-	-
	INSTALLATION KIT WITH SUPPORTS INCLUDED	IP40	EC6004EQ	EC6008EQ	EC6012EQ	EC6012EQ	EC6024EQ	EC6036EQ	EC6054EQ	EC6054EQ
	INSTALLATION KIT WITH SUPPORTS INCLUDED	IP65	EC6204EQ	EC6208EQ	EC6212EQ	EC6212EQ	EC6224EQ	EC6236EQ	EC6254EQ	EC6254EQ
	SUPPORTS FOR TERMINAL BLOCKS	-	EC67004	EC67004	EC67012	EC67012	EC67012	EC67012	EC67012	EC67012

CHOICE TABLE FOR FLUSH MOUNTING MODULAR ENCLOSURES

MODEL	DESCRIPTION	MODULE NUMBER							
		4 MODULES	8 MODULES	12 MODULES	18 MODULES	24 MODULES	36 MODULES	54 MODULES	72 MODULES
	IP40 RAL 7035 TRANSPARENT DOOR	EC63004	EC63008	EC63012	EC63018	EC63024	EC63036	EC63054	EC63072
	IP40 RAL 9001 TRANSPARENT DOOR	EC63004B	EC63008B	EC63012B	EC63018B	EC63024B	EC63036B	EC63054B	EC63072B
	IP40 RAL 9001 SOLID DOOR	EC63004C	EC63008C	EC63012C	EC63018C	EC63024C	EC63036C	EC63054C	EC63072C
	IP40 BLACK TRANSPARENT DOOR	EC63004N	EC63008N	EC63012N	EC63018N	EC63024N	EC63036N	EC63054N	EC63072N
	IP40 RAL 9001 TRANSPARENT DOOR	-	EC63508B	EC63512B	EC63518B	EC63524B	-	-	-
	INSTALLATION KIT WITH SUPPORTS INCLUDED	EC6304EQ	EC6308EQ	EC6312EQ	EC6312EQ	EC6324EQ	EC6336EQ	EC6354EQ	EC6354EQ
	SUPPORTS FOR TERMINAL BLOCKS	EC67004	EC67004	EC67012	EC67012	EC67012	EC67012	EC67012	EC67012

CHOICE TABLE FOR TERMINAL BLOCKS

MODEL	HOLE NUMBER SECTION	SECTION 6 x 10 mm			SECTION 10 x 15 mm		
		EC680M1 (4 FORI)	EC680M2 (8 FORI)	EC680M3 (12 FORI)	EC680M4 (5 FORI)	EC680M5 (7 FORI)	EC680M6 (10 FORI)
	25 mm ²	-	-	-	1 hole	1 hole	2 holes
	16 mm ²	4 holes	2 holes	2 holes	-	-	-
	10 mm ²	-	6 holes	10 holes	4 holes	6 holes	8 holes

JUNCTION BOXES



MAIN TECHNICAL FEATURES

Thermoresistant material: shock resistant halogen free technopolymer on ABS base.

Self-extinguishing material: shock resistant self-extinguishing V0 (UL94) technopolymer on ABS base.

Polycarbonate material: shock resistant thermoresistant (up to 120°C) halogen free technopolymer.

Outdoor installations: high resistance to ageing and UV rays.

Halogen free: plastic materials resistant to chemicals, acids and bases containing Cadmium and halogens.

Shock resistance IK08 (shocks up to 6J).

Resistance to abnormal heat (Glow Wire Test EC 60695-2-11 standard): up to 650° C for standard, up to 960°C for type A (self-extinguishing).

Installation temperature: min. -5°C, max +60°C.

Operating temperature: min. -25°C, max (ABS) +70°C, max (PC) +120°C.

Boxes suitable for a complete installation, according to the Standards IEC 60670-1/24 by screw caps.

Single or multiple package with protective transparent film, packed in strong cardboard boxes.

Reference Standards: EN 60670-1:2005, EN 60670-22:2006.


Products meeting the essential requirements of L.V.D. 2014/35/UE.

Products in compliance with RoHS II - 2011/65/UE directive.


Thermoresistant boxes



Junction boxes with stepped glands IP44/IP55 Series 400-411 page 277



Smooth sided junction boxes with blank/transparent lid IP56 Series 410/420 page 280



Smooth sided junction boxes with high blank/transparent lid IP56 Series 430/440 page 282

Self-extinguishing boxes V0




V0 self-extinguishing with stepped glands IP44/IP55 Series 400A page 284



Smooth sided junction boxes with blank lid IP56 Series 410A page 286

Polycarbonate 120°C boxes



PC smooth sided junction boxes with blank/transparent lid Series 480/490 page 287

Thermoresistant boxes junction boxes with ¼ turn screws




Junction box with stepped glands or cable direct inlet IP56 Series 405/401 page 289



Smooth sided junction boxes with blank lid Series 415 page 289

Self-extinguishing boxes V0 junction boxes with ¼ turn screws



Junction boxes with stepped glands or cable direct inlet IP55/IP56 Series 405A/401A/415A page 290



Junction boxes with stepped glands or cable direct inlet IP55/IP56 Series 406A/407A/416A page 291

Aluminium boxes



Aluminium smooth sided junction boxes Series 485 page 294

Wall mounting boxes



Wall mounting warning lights page 295



IP55 Self-supporting covers for electrical devices page 295



IP40/IP55 Wall boxes for electrical devices Series 300 page 296




Boards with alveolar or smooth reversible door page 297

MAIN TECHNICAL FEATURES


Particularly strong design to grant the right rigidity also on rough or irregular walls

Integrated hinges for an easy and quick installation

The back plates, the din rails and the brass terminal blocks can be mounted very easily thanks to the proper guides



Wall fixing bracket plastic to keep IP-protection and double insulation



A draining hole can be easily made in the box wall

Soft stepped glands perfectly fitting to the box and easy to cut

Anticorrosive steel captive screws or quick-closing 1/4 turn plastic captive screws

Lid with integrated gasket

The wall mounting junction boxes are manufactured either with thermoresistant halogen free raw material (GWT 650°C) or with self-extinguishing raw material (GWT 960°C and V0 according to the Standard UL94). With 175 items, divided in different series, the range of the wall mounting boxes fulfils any distribution or derivation need the installer has: stepped glands or smooth sides, solid or clear

covers, low or high covers, steel or plastic screws.

The boxes made of self-extinguishing ABS with a high resistance to abnormal heat (960° C) is suitable for the heaviest applications and, in the red version, can be used in fire and security systems.

The polycarbonate boxes offer the installers the ideal solution for their specific and particular applications.

The boxes can be installed very easily and quickly thanks to the accessories supplied with the box or available as fittings.

The high mechanical strength protects the wiring devices and equipments in the outdoor installations, in industrial and civil applications.

The range also include the boxes suitable for electrical devices like GW systems, Magic or similar ones.

MAIN TECHNICAL FEATURES


Integrated hinge with snap, possibility to separate the cover, 90° opening of the cover at box edge



The bottom has some guides to directly fix the brass terminal blocks, the devices or the back plates




All the boxes are equipped with steel or plastic captive screws



Plastic and steel back plates to fix wiring devices and equipments

The covers are closed by steel screws, insulating screws or quick-closing ¼ turn screws



The lid of the quick-closing boxes is linked to the bottom for the max. functionality in any condition of installation

The junction boxes are characterized by some peculiar solutions which make the cabling works easier and quicker, which means a sure time and money saving for the installer.

From the dimensions 300x220cm the boxes have a separable integrated hinge: that means no kit to install, 90° opening of the cover at box edge, the lid can be separated from the box without any tool and snapped again after carrying out the wiring or the assembling in the workshop.

The steel or plastic back plates are

a sure advantage because they can be wired in the workshop and then installed; they allow to make the most of the room available, gaining in this way a more efficient installation

The bottom guides existing in any box model allow to fix the brass terminal blocks, the DIN rails EN50022, the equipments and the back plates directly to the box bottom.

The box with ¼ turn screws have the references on the cover: "0" closed and "1" open. Once aligned to the screw slot they clearly

indicate if the cover is closed or open.

Two of the four losless screws are linked to the bottom, which can be easily separated to make the fixing and the wiring works easier and mounted again also in a different position.

If the junction boxes are put on conductive surfaces, they can be equipped with the screw caps (to be bought separately) to gain a double insulation. In this way they become fully insulated according to the Standard EN 60670-1/24.

mounting examples



POLYETHYLENE CABLE JUNCTION BOXES **SERIES 411**

MAIN TECHNICAL FEATURES:

- Bottom and lid made of shock resistant polyethylene technopolymer, and high resistance to UV rays.
- Halogen free.
- Snap-on cover, assembly without tools.
- Ideal for lighting systems.
- Cable direct inlets.
- Rigid conduit direct inlets (Ø 16 mm).



CE

IP55

GREY RAL 7035

Direct inlet cable junction boxes - IP55

ITEM	INTERNAL DIMENSIONS mm	CABLE DIAMETER mm	CONDUIT DIAMETER mm	PACKAGING PIECES
EC411C1	71x33x30	Ø 8-14 / Ø 7-9	Ø 16 lato lungo	100
EC411C2	65x65x30	Ø 8-14	Ø 16 sui 4 lati	50
EC411C3	75x75x34	Ø 8-14	Ø 16 sui 4 lati	36
EC411C4	90x90x34	Ø 8-14	Ø 16 sui 4 lati	46

*HALOGEN
Free*



EC411C1

EC411C2

EC411C3

EC411C4

JUNCTION BOXES WITH STEPPED GLANDS **SERIES 400**

MAIN TECHNICAL FEATURES:

- Bottom and lid made of thermoresistant ABS.
- Snap-on cover, assembly without tools.
- Possibility of a double insulation with optional caps.
- Threaded holes for wall mounting and system to prevent unscrewing.
- Soft stepped glands.
- 5-piece package with protective transparent film.

CE

IP44

GREY RAL 7035


Junction boxes with stepped glands - snap-on cover - IP44

ITEM	INTERNAL DIMENSIONS mm	HOLE NUMBER	MAX. CONDUIT DIAM. mm	PACKAGING PIECES
EC400C1	Ø 65x35	4	20	5/120
EC400C2	Ø 80x40	4	20	5/150
EC400C3	80x80x40	6	20	5/160

Smooth sided junction boxes - with prepared holes - IP44



ITEM	INTERNAL DIMENSIONS mm	HOLE NUMBER	MAX. CONDUIT DIAM. mm	PACKAGING PIECES
EC410C3	80x80x40	6	20	5/150



EC400C1

EC400C2

EC400C3

EC410C3

JUNCTION BOXES WITH STEPPED GLANDS SERIES 400

MAIN TECHNICAL FEATURES:

- Bottom and lid made of thermoresistant ABS.
- Cover with metal or plastic screws closure where specified.
- High-resistant soft rubber inner gasket.
- Soft stepped glands.
- Possibility of a double insulation with optional caps.
- Internal guide to fix the DIN rail EN 50022, brass terminal blocks or back plates.
- Single package with protective transparent film.

CE


IP55

GREY RAL 7035

ITEM	INTERNAL DIMENSIONS mm	HOLE NUMBER	MAX. CONDUIT DIAM. mm	PACKAGING PIECES
EC400C4	100x100x50	6	25	1/90
EC400C4R	120x80x50	6	25	1/90
EC400C5	150x110x70	10	25	1/45
EC400C6	190x140x70	10	32	1/25
EC400C7	240x190x90	12	32	1/14
EC400C8*	300x220x120	12	32	1/6
EC400C9*	380x300x120	12	40	1/4
EC400C10*	460x380x120	14	40	1/4

• Nylon screws

* Nylon screws and hinged lid



EC400C4 EC400C4R EC400C5 EC400C6 EC400C7 EC400C8 EC400C9 EC400C10

SMOOTH SIDED JUNCTION BOXES SERIES 410

MAIN TECHNICAL FEATURES:

- Bottom and lid made of thermoresistant ABS.
- Cover with metal or plastic screws where specified.
- High-resistant soft rubber inner gasket.
- Possibility of a double insulation with optional caps.
- Internal guide to fix the DIN rail EN 50022, brass terminal blocks or back plates.
- Single package with protective transparent film.

CE

IP56


GREY RAL 7035

ITEM	INTERNAL DIMENSIONS mm	PACKAGING PIECES
EC410C4	100x100x50	1/100
EC410C4R	120x80x50	1/100
EC410C5	150x110x70	1/42
EC410C6	190x140x70	1/24
EC410C7	240x190x90	1/16
EC410C8*	300x220x120	1/6
EC410C9*	380x300x120	1/4
EC410C10*	460x380x120	1/4

• Nylon screws

* Nylon screws and hinged lid

*HALOGEN
Free*



EC410C4 EC410C4R EC410C5 EC410C6 EC410C7 EC410C8 EC410C9 EC410C10

SMOOTH SIDED JUNCTION BOXES SERIES 420

MAIN TECHNICAL FEATURES:

- Bottom made of thermoresistant ABS.
- Polycarbonate transparent smoky grey cover - metal or plastic screws where specified.
- High-resistant soft rubber inner gasket.
- Possibility of a double insulation with optional caps.
- Internal guide to fix the DIN rail EN 50022, brass terminal blocks or back plates.
- Single package with protective transparent film.

CE

IP56

GREY RAL 7035

ITEM	INTERNAL DIMENSIONS mm	PACKAGING PIECES
EC420C5	150x110x70	1/42
EC420C6	190x140x70	1/24
EC420C7	240x190x90	1/16
EC420C8*	300x220x120	1/6
EC420C9*	380x300x120	1/4
EC420C10*	460x380x120	1/4

• Nylon screws

* Nylon screws and hinged lid

*HALOGEN
Free*



EC420C5




EC420C6



EC420C7



EC420C8



EC420C9



EC420C10

SMOOTH SIDED JUNCTION BOXES - HIGH LID SERIES 430

MAIN TECHNICAL FEATURES:

- Bottom made of thermoresistant ABS.
- The high lid assures a big inner volume for industrial applications.
- Cover with metal or plastic screws where specified.
- High-resistant soft rubber inner gasket.
- Possibility of a double insulation with optional caps.
- Internal guide to fix the DIN rail EN 50022, brass terminal blocks or back plates.
- Single package with protective transparent film.

CE

IP56

GREY RAL 7035

ITEM	INTERNAL DIMENSIONS mm	PACKAGING PIECES
EC430C5	150x110x140	1/18
EC430C6	190x140x140	1/16
EC430C7	240x190x160	1/8
EC430C8*	300x220x180	1/4
EC430C9*	380x300x180	1/3

• Nylon screws

* Nylon screws and hinged lid


*HALOGEN
Free*




EC430C5




EC430C6



EC430C7



EC430C8



EC430C9

SMOOTH SIDED JUNCTION BOXES - HIGH TRANSPARENT LID SERIES 440

MAIN TECHNICAL FEATURES:

- Bottom made of thermoresistant ABS.
- The high lid assures a big inner volume for industrial applications.
- Polycarbonate transparent smoky grey screw cover - metal or plastic screws where specified.
- High-resistant soft rubber inner gasket.
- Possibility of a double insulation with optional caps.
- Internal guide to fix the DIN rail EN 50022, brass terminal blocks or back plates.
- Single package with protective transparent film.

CE

IP56

GREY RAL 7035

ITEM	INTERNAL DIMENSIONS mm	PACKAGING PIECES
EC440C5	150x110x140	1/18
EC440C6	190x140x140	1/16
EC440C7	240x190x160	1/8
EC440C8*	300x220x180	1/4
EC440C9*	380x300x180	1/3

• Nylon screws

* Nylon screws and hinged lid

*HALOGEN
Free*




EC440C5



EC440C6



EC440C7



EC440C8



EC440C9

JUNCTION BOXES WITH STEPPED GLANDS **SERIES 400A**

MAIN TECHNICAL FEATURES:

- Bottom and lid made of self-extinguishing V0 (UL94) ABS.
- Resistance to abnormal heat : up to 960° C (Glow Wire Test according to the Standard IEC 60695-2-11).
- Snap-on cover, assembly without tools.
- Possibility of a double insulation with optional caps.
- Threaded holes for wall mounting and system to prevent unscrewing.
- Soft stepped glands.
- 5-piece package with protective transparent film.

CE

IP44

GREY RAL 7035

ITEM	INTERNAL DIMENSIONS mm	HOLE NUMBER	MAX. CONDUIT DIAM. mm	PACKAGING PIECES
EC400C1A	Ø 65x35	4	20	5/120
EC400C2A	Ø 80x40	4	20	5/150
EC400C3A	80x80x40	6	20	5/160


self-extinguishing



EC400C1A



EC400C2A



EC400C3A

JUNCTION BOXES WITH STEPPED GLANDS **SERIES 400A**

MAIN TECHNICAL FEATURES:

- Bottom and lid made of self-extinguishing V0 (UL94) ABS.
- Resistance to abnormal heat : up to 960° C (Glow Wire Test according to the Standard IEC 60695-2-11).
- Cover with metal or plastic screws where specified.
- High-resistant soft rubber inner gasket.
- Soft stepped glands.
- Possibility of a double insulation with optional caps.
- Internal guide to fix the DIN rail EN 50022, brass terminal blocks or back plates.
- Single package with protective transparent film.

CE

IP55

GREY RAL 7035


ITEM	INTERNAL DIMENSIONS mm	HOLE NUMBER	MAX. CONDUIT DIAM. mm	PACKAGING PIECES
EC400C4A	100x100x50	6	25	1/90
EC400C4RA	120x80x50	6	25	1/90
EC400C5A	150x110x70	10	25	1/45
EC400C6A	190x140x70	10	32	1/25
EC400C7A	240x190x90	12	32	1/14
EC400C8A*	300x220x120	12	32	1/6
EC400C9A*	380x300x120	12	40	1/4
EC400C10A*	460x380x120	14	40	1/4

• Nylon screws

* Nylon screws and hinged lid



self-extinguishing



EC400C4A EC400C4RA EC400C5A EC400C6A EC400C7A EC400C8A EC400C9A EC400C10A

SMOOTH SIDED JUNCTION BOXES SERIES 410A

MAIN TECHNICAL FEATURES:

- Bottom and lid made of self-extinguishing V0 (UL94) ABS.
- Resistance to abnormal heat : up to 960° C (Glow Wire Test according to the Standard IEC 60695-2-11).
- Cover with metal or plastic screws where specified.
- High-resistant soft rubber inner gasket.
- Possibility of a double insulation with optional caps.
- Internal guide to fix the DIN rail EN 50022, brass terminal blocks or back plates.
- Single package with protective transparent film.

CE

IP56






GREY RAL 7035

ITEM	INTERNAL DIMENSIONS mm	PACKAGING PIECES
EC410C4A	100x100x50	1/100
EC410C4RA	120x80x50	1/100
EC410C5A	150x110x70	1/42
EC410C6A	190x140x70	1/24
EC410C7A	240x190x90	1/16
EC410C8A*	300x220x120	1/6
EC410C9A*	380x300x120	1/4
EC410C10A*	460x380x120	1/4

• Nylon screws

* Nylon screws and hinged lid

self-extinguishing



EC410C4A EC410C4RA EC410C5A EC410C6A EC410C7A EC410C8A EC410C9A EC410C10A

SMOOTH SIDED JUNCTION BOXES SERIE 480

MAIN TECHNICAL FEATURES:

- Bottom and lid made in polycarbonate with heat resistance up to 120° C, for heavy installations.
- Cover with metal or plastic screws where specified.
- High-resistant soft rubber inner gasket.
- Possibility of a double insulation with optional caps.
- Internal guide to fix the DIN rail EN 50022, brass terminal blocks or back plates.
- Single package with protective transparent film.

CE

IP56

GREY RAL 7035

ITEM	INTERNAL DIMENSIONS mm	PACKAGING PIECES
EC480C4	100x100x50	1/100
EC480C4R	120x80x50	1/100
EC480C5	150x110x70	1/42
EC480C6	190x140x70	1/24
EC480C7	240x190x90	1/16
EC480C8*	300x220x120	1/6
EC480C9*	380x300x120	1/4
EC480C10*	460x380x120	1/4


• Nylon screws

* Nylon screws and hinged lid



HALOGEN Free

120° C



EC480C4 EC480C4R EC480C5 EC480C6 EC480C7 EC480C8 EC480C9 EC480C10

SMOOTH SIDED JUNCTION BOXES - HIGH LID **SERIES 490**

MAIN TECHNICAL FEATURES:

- Bottom and lid made in polycarbonate with heat resistance up to 120°C, for heavy installations.
- The high lid assures a big inner volume for industrial applications.
- Cover with metal or plastic screws where specified.
- High-resistant soft rubber inner gasket.
- Possibility of a double insulation with optional caps.
- Internal guide to fix the DIN rail EN 50022, brass terminal blocks or back plates.
- Single package with protective transparent film.

CE

IP56

GREY RAL 7035

ITEM	INTERNAL DIMENSIONS mm	PACKAGING PIECES
EC490C5	150x110x140	1/18
EC490C6	190x140x140	1/16
EC490C7	240x190x160	1/8
EC490C8*	300x220x180	1/4
EC490C9*	380x300x180	1/3

• Nylon screws


* Nylon screws and hinged lid

*HALOGEN
Free*


120° C




EC490C5




EC490C6



EC490C7



EC490C8



EC490C9

QUICK-CLOSING JUNCTION BOXES - 1/4 TURN SCREWS SERIES 401/405/415

MAIN TECHNICAL FEATURES:

- Bottom and lid made of thermoresistant halogen free ABS, smooth side .
- Quick-closing ¼ turn plastic screws.
- New linking system of the cover to the box bottom.
- High-resistant soft rubber inner gasket.
- Possibility of a double insulation with optional caps.
- Bottom suitable to house the brass terminal blocks.
- Single package with protective transparent film.

IP55
IP56

CE

GREY RAL 7035

Junction boxes with cable direct inlet - IP55


ITEM	INTERNAL DIMENSIONS mm	HOLE NUMBER	MIN. - MAX. DIAM. mm	PACKAGING PIECES
EC401C4	105x105x55	7	2,5 - 20	1/60
EC401C5	155x110x70	10	2,5 - 20	1/45

Junction boxes with stepped glands- IP55

ITEM	INTERNAL DIMENSIONS mm	HOLE NUMBER	MAX. CONDUIT DIAM. mm	PACKAGING PIECES
EC405C4	105x105x55	7	25	1/60
EC405C5	155x110x70	10	25	1/45

Smooth sided junction boxes - IP56

ITEM	INTERNAL DIMENSIONS mm	PACKAGING PIECES
EC415C4	105x105x55	1/80
EC415C5	155x110x70	1/42



QUICK-CLOSING JUNCTION BOXES - 1/4 TURN SCREWS SERIES 401A/405A/415A

MAIN TECHNICAL FEATURES:

- Bottom and lid made of self-extinguishing V0 (UL94) ABS.
- Resistance to abnormal heat : up to 960° C (Glow Wire Test according to the Standard IEC 60695-2-11).
- Quick-closing ¼ turn plastic screws.
- High-resistant soft rubber inner gasket.
- Soft stepped glands.
- Possibility of a double insulation with optional caps.
- Bottom suitable to house the brass terminal blocks
- Single package with protective transparent film.

IP55
IP56

CE

GREY RAL 7035

Junction boxes with cable direct inlet - IP55

ITEM	INTERNAL DIMENSIONS mm	HOLE NUMBER	MIN. - MAX. DIAM. mm	PACKAGING PIECES
EC401C4A	105x105x55	7	2,5 - 20	1/60
EC401C5A	155x110x70	10	2,5 - 20	1/45

Junction boxes with stepped glands- IP55


ITEM	INTERNAL DIMENSIONS mm	HOLE NUMBER	MAX. CONDUIT DIAM. mm	PACKAGING PIECES
EC405C4A	105x105x55	7	25	1/60
EC405C5A	155x110x70	10	25	1/45

Smooth sided junction boxes - IP56

ITEM	INTERNAL DIMENSIONS mm	PACKAGING PIECES
EC415C4A	105x105x55	1/80
EC415C5A	155x110x70	1/42



self-extinguishing



EC401C4A

EC401C5A

EC405C4A

EC405C5A

EC415C4A

EC415C5A

QUICK-CLOSING JUNCTION BOXES - 1/4 TURN SCREWS SERIES 406A/407A/416A

MAIN TECHNICAL FEATURES:

- Bottom and lid made of self-extinguishing V0 (UL94) ABS.
- Resistance to abnormal heat : up to 960° C (Glow Wire Test according to the Standard IEC 60695-2-11).
- Quick-closing ¼ turn plastic screws.
- High-resistant soft rubber inner gasket.
- Soft stepped glands.
- Possibility of a double insulation with optional caps.
- Bottom suitable to house the brass terminal blocks
- Single package with protective transparent film.

IP55
IP56



Junction boxes with cable direct inlet - IP55

ITEM	INTERNAL DIMENSIONS mm	HOLE NUMBER	MIN. - MAX. DIAM. mm	PACKAGING PIECES
EC407C4A	105x105x55	7	2,5 - 20	1/60
EC407C5A	155x110x70	10	2,5 - 20	1/45


Junction boxes with stepped glands- IP55

ITEM	INTERNAL DIMENSIONS mm	HOLE NUMBER	MAX. CONDUIT DIAM. mm	PACKAGING PIECES
EC406C4A	105x105x55	7	25	1/60
EC406C5A	155x110x70	10	25	1/45

Smooth sided junction boxes - IP56

ITEM	INTERNAL DIMENSIONS mm	PACKAGING PIECES
EC416C4A	105x105x55	1/80
EC416C5A	155x110x70	1/42

self-extinguishing



EC407C4A

EC407C5A

EC406C4A

EC406C5A

EC416C4A

EC416C5A

BACK PLATES SERIES 450 / DIN RAILS SERIES 460

MAIN TECHNICAL FEATURES BACK PLATES:

- Made of galvanized steel, with anticorrosive electrolytic treatment.
- Easy fixing thanks to the holes on the bottom box.
- Fixing self-tapping screws included.
- Available also in insulating material.
- Single packaging.

MAIN TECHNICAL FEATURES DIN RAILS:

- Made of galvanized steel, with anticorrosive tropicalized treatment.
- Guides in accordance with the Reference standard DIN EN 50022.
- Available with perforated back on request.

Back plates

ITEM		FOR BOX DIMENSIONS	THICKNESS mm		PACKAGING PIECES
METAL	INSULANTING		METAL	INSULANTING	
EC450P6	EC451P6	190x140	1,2	4,0	1/30
EC450P7	EC451P7	240x190	1,2	4,0	1/30
EC450P8	EC451P8	300x220	1,2	4,0	1/20
EC450P9	EC451P9	380x300	1,2	4,0	1/10
EC450P10	EC451P10	460x380	1,2	4,0	1/10

DIN EN 50022 rails for boxes

ITEM (DIN RAILS)	FOR BOX DIMENSIONS	LENGTH mm	PACKAGING PIECES
EC460D5	150x110	150	10
EC460D6	190x140	180	10
EC460D7	240x190	230	10
EC460D8	300x220	290	10
EC460D9	380x300	370	10
EC460D10	460x380	450	10

DIN EN 50022 rails


ITEM	LENGTH mt	DESCRIPTION TYPE	DIMENSIONS mm	PACKAGING PIECES
EC460	2	BLANK DIN RAIL	35x7,5x1	20
EC460F	2	PERFORATED DIN RAIL	35x7,5x1	20
EC46015	2	BLANK DIN RAIL	35x15x1,5	10

Spare screws for boxes series 400


ITEM	DESCRIZIONE	PACKAGING PIECES
EC400KV1	Kit of 10 inox screws for boxes C4-C5-C6	10 kit
EC400KV2	Kit of 10 plastic screws for boxes C7	10 kit
EC400KV3	Kit of 10 plastic screws for boxes C8-C9-10	10 kit



EC450P



EC451P



EC460D



EC400KV2

PLASTIC STEPPED GLANDS **SERIES 470** / CAPS **SERIES TFLEX** / TERMINAL BLOCKS **SERIES 890**

MAIN TECHNICAL FEATURES:

- Stepped glands made of soft self-extinguishing plastic material. • Up to 6 concentric circles.
- Insulation caps made of transparent polyethylene. • They assure a double insulation to in the boxes.
- Series 890: made in self-extinguishing PA6.6.



GREY RAL 7035

Soft technopolymer stepped glands

ITEM	MAX. CONDUIT DIAMETER mm	Ø HOLE mm	PACKAGING PIECES
EC47020	20	23	100/800
EC47025	25	29	100/600
EC47032	32	37	100/500
EC47040	40	48	100/300










Glands for direct inlet made of soft technopolymer Ø 25 mm

ITEM	MIN. - MAX DIAM. mm	Ø HOLE mm	PACKAGING PIECES
EC470255	2,5 - 20	29	100/600

Screw caps for double insulation

ITEM	FOR BOX TYPE	PACKAGING PIECES
ECTFLEX13	C1-C2-C3-C4	100/2000
ECTFLEX18	C5-C6-C7-C8	100/2000
ECTFLEX25	C9-C10	100/1500

Insulated brass terminal blocks to be set on DIN RAIL EN 50022

ITEM	HOLES AND SECTION mm ²	COLOUR	PACKAGING PIECES
EC890050	Section 1x35 - 6x16		10/340
EC890051	Section 1x35 - 1x25 - 10x16		10/320
EC890052	Section 1x35 - 2x25 - 12x16		10/240
EC890053	Section 1x35 - 6x16		10/340
EC890054	Section 1x35 - 1x25 - 10x16		10/320
EC890055	Section 1x35 - 2x25 - 12x16		10/240
EC890056	Section 1x35 - 6x16		10/340
EC890057	Section 1x35 - 1x25 - 10x16		10/320
EC890058	Section 1x35 - 2x25 - 12x16		10/240

Wall fixing bracket plastic to keep IP-protection and double insulation


ITEM	USE	EXTERNAL DIMENSIONS mm	PACKAGING PIECES
EC600SF	for all boxes series 400 / 410 / 420 / 430 / 440 / 480 / 490 dimensions C6/C7/C8/C9/C10	20x13x59	50



EC470255 **ECTFLEX13** **ECTFLEX18** **ECTFLEX25**




EC47020 **EC47025** **EC47032** **EC47040**



EC890



EC600SF



WALL MOUNTING ALUMINIUM BOXES SERIES 485

MAIN TECHNICAL FEATURES:

- Bottom and lid made of aluminium alloy EN AB 46100 according to the Reference Standard UNI EN 1676.
- Boxes painted with epoxy resins.
- EPDM gaskets, stainless steel AISI 304 screws.
- Complete with earth connections, wall brackets incorporated in the bottom
- Operating and installation range temperature : min. -40°C, max +125 °C.
- Impact resistance : IK07 (impact up to 2J).
- Suitable to house back plates and DIN rails EN 50022.
- Single package with protective transparent film.

CE

IP66

GREY RAL 9006

Smooth sided aluminium boxes

ITEM	INTERNAL DIMENSIONS W x H x D mm	EXTERNAL DIMENSIONS W x H x D mm	PACKAGING PIECES
EC485C1	90x90x53	100x100x59	1/32
EC485C2	128x103x55	140x115x60	1/24
EC485C3	154x129x58	166x142x64	1/16
EC485C4	178x155x74	192x168x80	1/18
EC485C5	239x202x85	253x217x93	1/8
EC485C6	294x244x114	314x264x122	1/2
* EC485C7	392x298x144	410x315x153	1/2

Back plates for aluminium boxes

ITEM	FOR BOX DIMENSIONS mm	PLATE DIMENSIONS mm	HOLE CENTRE DISTANCE mm	PACKAGING PIECES
EC455P2	140x115	122x97	107x66	1/30
EC455P3	166x142	147x123	121x98	1/30
EC455P4	192x168	165x124	153x112	1/30
EC455P5	253x217	206x172	188x153	1/20
EC455P6	314x264	254x210	238x198	1/10
EC455P7	410x315	349x260	333x248	1/10

DIN rails EN 50022 for aluminium boxes

ITEM	FOR BOX DIMENSIONS mm	LENGTH mm	PACKAGING PIECES
EC465D1	100x100	87	10
EC465D2	140x115	125	10
EC465D3	166x142	150	10
EC465D4	192x168	170	10
EC465D5	253x217	235	10
EC465D6	314x264	285	10
EC465D7	410x315	345	10

* IP55



WALL MOUNTING WARNING LIGHTS AND SELF-SUPPORTING COVERS SERIES 320/316

MAIN TECHNICAL FEATURES:

- Cover made of transparent or coloured polycarbonate
- Ready to house \varnothing 20 mm conduits.
- Lamp holder type E14 included.
- Lamp up to 25 Watt (not included).

CE

WHITE RAL 9001

GREY RAL 7035

IP55


BLACK RAL 7021

Wall mounting warning lights

ITEM	COLOUR	EXTERNAL DIMENSIONS W x H x D mm	PACKAGING PIECES
EC320B	BLUE	67x83x91	1/30
EC320R	RED	67x83x91	1/30
EC320V	GREEN	67x83x91	1/30
EC320G	YELLOW	67x83x91	1/30
EC320T	TRANSPARENT	67x83x91	1/30

Self-supporting protecting cover for devices GW system, like MAGIC or similar

ITEM	DESCRIPTION	COLOUR	EXTERNAL DIMENSIONS W x H x D mm	PACKAGING PIECES
EC316B	Self-supporting 3 gang cover	WHITE RAL 9001	130x85x24	1/40
EC316G	Self-supporting 3 gang cover	GREY RAL 7035	130x85x24	1/40
EC316N	Self-supporting 3 gang cover	BLACK RAL 7021	130x85x24	1/40



EC320B

EC320R

EC320V

EC320G

EC320T

EC316B

EC316G

EC316N

BOX system

WALL BOXES FOR ELECTRICAL DEVICES **SERIES 300/310**

MAIN TECHNICAL FEATURES:


- Suitable for electrical devices Magic, GW System or similar.
- Ready to house \varnothing 20 mm conduits.
- Stepped glands made of soft plastic material .
- IP55 with protection door , with soft transparent heart.

CE

**IP40
IP55**

GREY RAL 7035

ITEM	DEVICES NR.	IP	EXTERNAL DIMENSIONS W x H x D mm	PACKAGING PIECES
EC300A1	1	40	67x83x51	1/60
EC300A2	2	40	67x83x51	1/60
EC300A3	3	40	100x83x51	1/40
EC300A4	4	40	122x83x51	1/30
EC300A6	6	40	177x83x51	1/20
EC300A4V	4 (2+2 Vertical)	40	67x180x51	1/25
EC300A6V	6 (3+3 Vertical)	40	100x180x51	1/18
EC310A1	1	55	67x83x59	1/50
EC310A2	2	55	67x83x59	1/50
EC310A3	3	55	100x83x59	1/35
EC310A4	4	55	122x83x59	1/25
EC310A4V	4 (2+2 Vertical)	55	67x180x59	1/20
EC310A6V	6 (3+3 Vertical)	55	100x180x59	1/15



EC300A1

EC300A2

EC300A3

EC300A4

EC300A6

EC300A4V

EC300A6V



EC310A1

EC310A2

EC310A3

EC310A4


EC310A4V

EC310A6V

BOX system

BOARDS WITH ALVEOLAR OR SMOOTH REVERSIBLE DOOR **SERIES 650**

MAIN TECHNICAL FEATURES:

- Bottom and lid made of thermoresistant halogen free technopolymer .
- Double-structured reversible door: alveolar or smooth
- Shock resistance IK 08 (shocks up to 5J).
- Back and side pre-cuttings for an easy opening and conduit inlet.
- The bottom has integrated supports to house the back plates or the DIN rails.
- Cover fixing screws made of anticorrosive galvanized steel .
- Screw caps for double insulation included. 

CE

IP41

GREY RAL 7035

ITEM	EXTERNAL DIMENSIONS W x H x D mm	KNOCKOUTS EVERY SIDE Ø	KNOCKOUTS EVERY HEAD Ø	PACKAGING PIECES
EC65001	200x150x40	3x20 mm	3x20 mm	1/20
EC65002	200x150x60	3x20 mm	3x20 mm	1/40
EC65003	200x150x80	3x20 mm	3x20 mm	1/28
EC65004	300x200x40	5x25 mm	3x25 mm	1/30
EC65005	300x200x60	5x25 mm	3x25 mm	1/16
EC65006	300x200x80	5x25 mm	3x25 mm	1/12
EC65007	300x200x120	5x25 mm	3x25 mm	1/8
EC65008	400x300x60	6x25 mm	5x25 mm	1/8
EC65009	400x300x80	6x25 mm	5x25 mm	1/6
EC65010	400x300x120	6x25 mm	5x25 mm	1/4



MAIN TECHNICAL FEATURES

Material: shock resistant halogen free technopolymer .

Standard colours: orange, yellow or blue for boxes, white RAL 9001 for covers.

Shock Resistance IK08 (up to 6J).

Resistance to abnormal heat (Glow Wire Test): 650° C (flush mounting).

Resistance to abnormal heat (Glow Wire Test): 850° C (dry lining walls).

Installation temperature: min. -15°C, max +60°C.

Single or multiple package with protective transparent film, packed in strong cardboard boxes.

Reference Standard: EN 60670-1:2005, EN 60670-22:2006.

Products meeting the essential requirements of L.V.D. 2014/35/UE.

Products in compliance with RoHS II - 2011/65/UE directive.



Flush mounting junction
boxes with cover
Series 350
page 304



Modular boxes big internal volume
for 3, 4, 6/7 devices
Series 371/372
page 307



Round boxes
Series 370/371
page 308



Dry lining boxes for 3, 4, 6/7
devices
Series 340
page 309




Dry lining junction boxes
Series 340
page 310

MAIN TECHNICAL FEATURES

The functional box design assures a fast and efficient installation

High-resistant white cover, easily paintable

Pre-cuttings for a quick and easy conduit inlet



By the separator it is possible to divide the box into separate sections for different circuits

Bottom suitable for fixing the insulated brass terminal blocks

Galvanized steel screws for a stable and long cover fixing

ELETTROCANALI flush mounting junction boxes are the ideal solution for any derivation or connection in all the electrical systems made in brick or dry-lining walls both in civil and industrial applications.

The big inner volume permits to carry out the derivations of the different circuits in an adequate space, while the internal separators permit to divide the cables of the different electrical systems and to keep them separated, eliminating in this way the risk of interferences.

The junction boxes are available in 13 different dimensions fulfilling any installation needs and perfectly fitting in with any environment.

The guides in the box bottom are designed for a direct fixing of the brass terminal blocks, the Din rails EN50022 and the devices for the domotic systems.

Besides the standard device boxes, the range comprises the big volume boxes, which are particularly suitable for the domotic devices, bigger than the standard ones. They permit therefore to meet the

requirements of the new distribution systems.


The protection lids are practical, because they protect the boxes and the conduits during the building and painting works.

The high mechanical resistance assures the max. dimensional stability in any installation type.

The dry-lining boxes are suitable for inflammable walls thanks to their resistance to abnormal heat up to 850° C (Glow Wire Test according to the Standard IEC 60695-2-11).

MAIN TECHNICAL FEATURES

Quick cabling and installation thanks to the equijoint plates



The DIN rails EN50022 can be fixed directly to the guides in the box bottom

The boxes Series 37 are ready to fix the matching spacers



The boxes can be installed in groups, whether vertically or horizontally installed. Thanks to the spacers the boxes are perfectly aligned

The boxes series 37 have matchable bottoms, with a thickness of only 10cm



The protection lids protect the boxes during the building and painting works

The flush mounting junction boxes and the modular boxes are made of shock resistant technopolymer on polystyrene base, installation temperature ranging from -15°C e $+60^{\circ}\text{C}$ and a resistance to abnormal heat up to 650°C (Glow Wire Test).

The dry-lining boxes are made of technopolymer with the same installation temperature range but with a higher resistance to abnormal heat up to 850°C , making them suitable for inflammable walls.

The screw seats permit to fix the box cover absolutely horizontally,

although the box is not perfectly flush-mounted.

The device modular boxes have threaded metallic rings for a correct fixing of the frames, firmly secured to the boxes through a special system, preventing the ring from coming out and the thread from stripping.

mounting examples





FLUSH MOUNTING JUNCTION BOX WITH LID SERIES 350

MAIN TECHNICAL FEATURES:

- Bottom made of shock resistant technopolymer, standard colour orange, blue on request.
- White (RAL 9001) cover with high impact resistance.
- Side pre-cuttings for a quick and easy conduit inlet.
- Cover fixing screws made of anticorrosive galvanized steel.
- Separator can be set in the box bottom with a simple click, in order to divide create different sections.
- Single package with protective transparent film.

CE


IP40

WHITE RAL 9001
(COVER)

ITEM	INTERNAL DIMENSIONS mm	PREPARATION FOR SECTIONS/RAILS DIN	PACKAGING PIECES
EC350C1	92x92x45	-	1/240
EC350C2	120x100x50	-	1/150
EC350C3	120x100x70	-	1/100
EC350C4	152x100x70	3 / -	1/80
EC350C5	160x130x70	3 / -	1/60
EC350C6	196x152x70	2 / -	1/40
EC350C7	294x152x70	3 / -	1/28
EC350C8	392x152x70	3 / -	1/20
EC350C9	480x160x70	3 / -	1/18
EC350C10	520x200x90	3 / 3	1/8
*EC350C11	520x295x90	6 / 3	1/6

*Internal separators included

ITEM	DESCRIPTION	PACKAGING PIECES
EC3500S	Internal separator for C4-C5-C6-C7-C8-C9	10/100
EC3510S	Internal separator for C10-C11	10
EC460C10	Rail DIN for C10-C11 (8 modules)	10



FLUSH MOUNTING JUNCTION BOX WITH COVER AND PROTECTION LID

MAIN TECHNICAL FEATURES:

- Bottom made of shock resistant technopolymer, standard colour orange, blue on request.
- White (RAL 9001) cover with high impact resistance.
- Rigid cardboard protection lid.
- Side pre-cuttings for a quick and easy conduit inlet.
- Cover fixing screws made of anticorrosive galvanized steel .
- Separator can be set in the box bottom with a simple click, in order to divide create different sections.
- Single package with protective transparent film.

IP40

WHITE RAL 9001
(COVER)

ITEM	INTERNAL DIMENSIONS mm	PREPARATION FOR SECTIONS/RAILS DIN	PACKAGING PIECES
EC350C1P	92x92x45	-	1/120
EC350C2P	120x100x50	-	1/90
EC350C3P	120x100x70	-	1/70
EC350C4P	152x100x70	3	1/80
EC350C5P	160x130x70	3	1/60
EC350C6P	196x152x70	2	1/40
EC350C7P	294x152x70	3	1/28
EC350C8P	392x152x70	3	1/20
EC350C9P	480x160x70	3	1/18

ITEM	DESCRIPTION	PACKAGING PIECES
EC3500S	Internal separator for C4-C5-C6-C7-C8-C9	10/100



SPARE COVERS FOR FLUSH MOUNTING BOXES **SERIES 351**

MAIN TECHNICAL FEATURES:

- White (RAL 9001) cover with high impact resistance.
- Cover fixing screws made of anticorrosive galvanized steel .
- Single package with protective transparent film.



ITEM	BOX DIMENSIONS mm	PACKAGING PIECES
EC351C1	C1 - 92x92	1/200
EC351C2	C2/C3 - 120x100	1/150
EC351C4	C4 - 152x100	1/120
EC351C5	C5 - 160x130	1/100
EC351C6	C6 - 196x152	1/50
EC351C7	C7 - 294x152	1/50
EC351C8	C8 - 392x152	1/50
EC351C9	C9 - 480x160	1/30
EC351C10	C10 - 520x200	1/20
EC351C11	C11 - 520x295	1/10



EC351C1



EC351C3



EC351C4




EC351C5



EC351C6




EC351C7




EC351C8



EC351C9



EC351C10



EC351C11

DEVICE-MODULAR BOXES - BIG INNER VOLUME SERIES 371/373

MAIN TECHNICAL FEATURES:

- Boxes with big inner volume: 30% more than the volume of the standard modular boxes.
- Bottom made of shock resistant technopolymer, standard colour yellow, blue on request.
- Suitable for 3,4, and 6/7 module devices.
- Product complying with the Standards: EN 60670-1:2005 + A1:2013, CEI 23-74.
- Side pre-cuttings for an easy conduit inlet, up to 25mm.
- Threaded metallic rings for a correct frame fixing.
- Protection lids can be set with a simple click.
- Spacers for a correct installation in rows of modular boxes, vertically or horizontally installed.



Devices modular boxes - big inner volume


ITEM	HOLE CENTRE DISTANCE mm	MAX DEVICE NUMBER	INTERNAL DIMENSIONS mm	PACKAGING PIECES
EC37100	83,5	3	95x70x48	10/400
EC37104	108,5	4	118x70x48	10/240
EC37106	100	6/7	178x70x48	10/150

Accessories – protection lids

ITEM	DESCRIPTION	DIMENSIONS mm	PACKAGING PIECES
EC37110	Protection lid 3 modules	97x60	10/400
EC37111	Spacer for EC37100/104/106	40	20/200

60x60 standard modular box for device

ITEM	HOLE CENTRE DISTANCE mm	MAX DEVICE NUMBER	DIMENSIONS mm	PACKAGING PIECES
EC37301	60	2	63x63x40	300



FLUSH MOUNTING ROUND BOXES **SERIES 370**

MAIN TECHNICAL FEATURES::

- Made of shock resistant technopolymer colour orange.
- Resistance to abnormal heat: up to 650°C (Glow Wire Test Standard IEC 60695-2-11).
- Side pre-cuttings for an easy conduit inlet.
- Inner box edge with cover sealing system.
- Cover fixing screws made of anticorrosive galvanized steel .

CE

WHITE RAL 9001
(COVER)

ITEM	DESCRIPTION DIMENSIONS	PACKAGING PIECES
EC37065	Round junction box Ø 60 x 40 mm	10/600
EC37085	Round junction box Ø 80 x 40 mm	10/400
EC37160	Snap-on cover Ø 60 mm	50/2000
EC37180	Snap-on cover Ø 80 mm	50/1200
EC37165	Screw cover with brackets Ø 60 mm	50/800
EC37185	Screw cover with brackets Ø 80 mm	50/600



EC37065



EC37085



EC37160



EC37180



EC37165



EC37185

■ DRY LINING INSTALLATION BOXES (HOLLOW WALLS) SERIES 340

MAIN TECHNICAL FEATURES:

- Made of shock resistance technopolymer colour blue.
- Resistance to abnormal heat: up to 850°C (Glow Wire Test Standard: IEC 60695-2-11).
- Suitable for installation of 3, 4, 6/7 module devices or devices with hole centre distance 60 mm.
- Product complying with the Standard EN 60670-1:2005.
- Box bottom with installation drilling holes 68 mm.
- Anticorrosive galvanized steel fixing screws and rings.
- Threaded metallic rings for a better fixing of the 3 and 4 module frames.
- Hollow wall installation (plasterboard or wooden wall).



■ Dry lining installation boxes-modular devices


ITEM	DESCRIPTION DIMENSIONS	PACKAGING PIECES
EC34003	Modular box - hole centre distance 83,5 mm - 3 devices	10/300
EC34004	Modular box - hole centre distance 108,5 mm - 4 devices	10/230
EC34006	Modular box - hole centre distance 100 mm - 6/7 devices	10/160
EC34040	Modular box - hole centre distance 60mm - Ø 68x40 mm	10/550



EC34003



EC34004



EC34006



EC34040

■ DRY LINING INSTALLATION BOXES (HOLLOW WALLS) SERIES 340

MAIN TECHNICAL FEATURES:

- Made of shock resistance technopolymer colour blue.
- Resistance to abnormal heat: up to 850°C (Glow Wire Test Standard: IEC 60695-2-11).
- Product complying with the Standard: EN 60670-1:2005, EN 60670-22:2006.
- Box bottom with installation drilling holes 68 mm .
- Anticorrosive galvanized steel fixing screws and rings.
- Hollow wall installation (plasterboard or wooden wall).




■ Dry lining installation junction boxes

ITEM	DESCRIPTION INTERNAL DIMENSIONS mm	PACKAGING PIECES
EC340105	Junction box with cover dim. 120x100x50 Screw cover	1/150
EC340106	Junction box with cover dim. 200x150x75 Screw cover	1/40
EC34045	Round junction box Ø 80x45 mm Cover not supplied	10/350

■ Spare covers for dry lining installation junction boxes

ITEM	DESCRIPTION DIMENSIONS	PACKAGING PIECES
EC351C3	Spare cover dim. 120x100 for 340105	1/150
EC351C6	Spare cover dim. 200x150 for 340106	1/50
EC37180	Snap-on cover Ø 80 mm for 34045	50/1200
EC37185	Screw cover with brackets Ø 80 mm for 34045	50/600



INSULATED BRASS TERMINAL BLOCKS AND DIN RAILS EN 50022 **SERIES 890/460**

MAIN TECHNICAL FEATURES:

- Insulated brass terminal blocks per earth, neutral and phase connection.
- Insulated brass terminal to be set with a simple click on DIN EN 50022 rail or directly in the bottom boxes.
- Supplied with mounted galvanized steel screws.
- Series 890: made in self-extinguishing PA6.6.
- Anticorrosive galvanized steel din rails DIN EN 50022 .
- DIN RAIL in perforated version available on request.
- To be installed in the bottom guides of the flush mounting boxes in horizontal or vertical position.




Insulated brass terminal blocks to be set on DIN RAIL EN 50022


ITEM	HOLES AND SECTION mm ²	COLOUR	PACKAGING PIECES
EC890050	Section 1x35 - 6x16		10/340
EC890051	Section 1x35 - 1x25 - 10x16		10/320
EC890052	Section 1x35 - 2x25 - 12x16		10/240
EC890053	Section 1x35 - 6x16		10/340
EC890054	Section 1x35 - 1x25 - 10x16		10/320
EC890055	Section 1x35 - 2x25 - 12x16		10/240
EC890056	Section 1x35 - 6x16		10/340
EC890057	Section 1x35 - 1x25 - 10x16		10/320
EC890058	Section 1x35 - 2x25 - 12x16		10/240

DIN EN 50022 RAILS

ITEM	LENGTH mt	DESCRIPTION TYPE	DIMENSIONS mm	PACKAGING PIECES
EC460	2	BLANK DIN RAIL	35x7,5x1	20
EC460F	2	PERFORATED DIN	35x7,5x1	20
EC46015	2	BLANK DIN RAIL	35x15x1,5	10






EC890














EC460D

CHOICE TABLE FOR WALL MOUNTING JUNCTION BOXES

IP44		DIMENSIONS mm		
MODEL	DESCRIPTION	Ø65x35	Ø80x40	80x80x40
	THERMORESISTANT GWT 650° C	EC400C1	EC400C2	EC400C3 EC410C3
	SELF-EXTINGUISHING GWT 960° C	EC400C1A	EC400C2A	EC400C3A

IP55		DIMENSIONS mm							
MODEL	DESCRIPTION	100x100x50	120x80x50	150x110x70	190x140x70	240x190x90	300x220x120	380x300x120	460x380x120
	THERMORESISTANT GWT 650° C	EC400C4	EC400C4R	EC400C5	EC400C6	EC400C7	EC400C8	EC400C9	EC400C10
	SELF-EXTINGUISHING GWT 960° C	EC400C4A	EC400C4RA	EC400C5A	EC400C6A	EC400C7A	EC400C8A	EC400C9A	EC400C10A

IP56		DIMENSIONS mm							
MODEL	DESCRIPTION	100x100x50	120x80x50	150x110x70	190x140x70	240x190x90	300x220x120	380x300x120	460x380x120
	THERMORESISTANT GWT 650° C	EC410C4	EC410C4R	EC410C5	EC410C6	EC410C7	EC410C8	EC410C9	EC410C10
	SELF-EXTINGUISHING GWT 960° C	EC410C4A	EC410C4RA	EC410C5A	EC410C6A	EC410C7A	EC410C8A	EC410C9A	EC410C10A
	THERMORESISTANT GWT 650° C	-	-	EC420C5	EC420C6	EC420C7	EC420C8	EC420C9	EC420C10
	POLYCARBONATE GWT 650° C	EC480C4	EC480C4R	EC480C5	EC480C6	EC480C7	EC480C8	EC480C9	EC480C10
				150x110x140	190x140x140	240x190x160	300x220x180	380x300x180	
	THERMORESISTANT GWT 650° C	-	-	EC430C5	EC430C6	EC430C7	EC430C8	EC430C9	-
	THERMORESISTANT GWT 650° C	-	-	EC440C5	EC440C6	EC440C7	EC440C8	EC440C9	-
	POLYCARBONATE GWT 650° C	-	-	EC490C5	EC490C6	EC490C7	EC490C8	EC490C9	-
	METAL BACK PLATE	-	-	-	EC450P6	EC450P7	EC450P8	EC450P9	EC450P10
	INSULANTING BACK PLATE	-	-	-	EC451P6	EC451P7	EC451P8	EC451P9	EC451P10
	DIN RAIL EN 50022	-	-	EC460D5	EC460D6	EC460D7	EC460D8	EC460D9	EC460D10

IP66		DIMENSIONS mm							
MODEL	DESCRIPTION	90x90x53	128x103x55	154x129x58	178x155x74	239x202x85	294x244x114	392x298x144	
	ALUMINIUM BOXES	EC485C1	EC485C2	EC485C3	EC485C4	EC485C5	EC485C6	EC485C7 (IP55)	-
	METAL BACK PLATE	-	EC455P2	EC455P3	EC455P4	EC455P5	EC455P6	EC455P7	-
	DIN RAIL EN 50022	EC465D1	EC465D2	EC465D3	EC465D4	EC465D5	EC465D6	EC465D7	-

CHOICE TABLE FOR WALL MOUNTING JUNCTION BOXES

IP55		DIMENSIONS mm	
MODEL	DESCRIPTION	105x105x55	155x110x70
	THERMORESISTANT JUNCTION BOXES WITH CABLE DIRECT INLET - GWT 650° C	EC401C4	EC401C5
	SEFL-EXTINGUISHING JUNCTION BOXES WITH CABLE DIRECT INLET GWT - 960° C	EC401C4A	EC401C5A
	THERMORESISTANT JUNCTION BOXES WITH STEPPED GLANDS GWT 650° C	EC405C4	EC405C5
	SEFL-EXTINGUISHING JUNCTION BOXES WITH STEPPED GLANDS - GWT 960° C	EC405C4A	EC405C5A
	SEFL-EXTINGUISHING JUNCTION BOXES WITH CABLE DIRECT INLET - GWT 960° C	EC407C4A	EC407C5A
	SEFL-EXTINGUISHING JUNCTION BOXES WITH STEPPED GLANDS GWT 960° C	EC406C4A	EC406C5A
IP56		DIMENSIONS mm	
MODEL	DESCRIPTION	105x105x55	155x110x70
	THERMORESISTANT GWT 650° C	EC415C4	EC415C5
	SEFL-EXTINGUISHING GWT 960° C	EC415C4A	EC415C5A
	SEFL-EXTINGUISHING GWT 960° C	EC416C4A	EC416C5A

CHOICE TABLE FOR DEVICE WALL BOXES




MODEL	DESCRIPTION	DEVICE NR.						
		1 DEVICE	2 DEVICES	3 DEVICES	4 DEVICES	6 DEVICES	4 DEVICES (2+2 VERT.)	6 DEVICES (3+3 VERT.)
	BOXES IP40	EC300A1	EC300A2	EC300A3	EC300A4	EC300A6	EC300A4V	EC300A6V
	BOXES IP55	EC310A1	EC310A2	EC310A3	EC310A4	-	EC310A4V	EC310A6V

CHOICE TABLE FOR FLUSH MOUNTING JUNCTION BOXES

		DIMENSIONS mm										
MODEL	DESCRIPTION	92x92x45	120x100x50	120x100x70	152x100x70	160x130x70	196x152x70	294x152x70	392x152x70	480x160x70	520x200x90	520x295x90
	BOXES serie 350	EC350C1	EC350C2	EC350C3	EC350C4	EC350C5	EC350C6	EC350C7	EC350C8	EC350C9	EC350C10	EC350C11
	COVERS serie 351	EC351C1	EC351C3	EC351C3	EC351C4	EC351C5	EC351C6	EC351C7	EC351C8	EC351C9	EC351C10	EC351C11

RIGID, CORRUGATED, SPIRAL FLEXIBLE CONDUITS



CARATTERISTICHE TECNICHE COSTRUTTIVE

Material: shock resistant technopolymer on rigid PVC base, PP or halogen free technopolymer.

Installation temperature : min. -5°/ -25°C, max +60°/ +90°C.

Insulation resistance:> 100 MΩ to 500 V ~ for 1 minute.

Dielectric strength:> 2000 V ~ 50 Hz for 15 minutes.

Standard colours: light grey RAL7035, orange RAL2004, dark grey RAL7030 RAL7037 or black RAL 9005.

Packed in coils on pallets, wrapped with plastic film or in bundles laying in wooden frames.

Reference Standards: EN 61386-1, EN 61386-21-22-23.

Products meeting the essential requirements of L.V.D. 2014/35/UE.

Products in compliance with RoHS II - 2011/65/UE directive.



Rigid conduit systems with and without sleeve class. 3321/2221 Series TG
page 318



HALOGEN
Free

Rigid halogen free conduit systems with and without sleeve class. 3342/2342 Series TG
page 320



Pliable corrugated conduit systems class. 3321/2221 Series TC15-TC12
page 321



-25° C


Pliable corrugated conduit systems class. 3341 (-25° C) Series TC18
page 323



LSZH

HALOGEN
Free

Pliable corrugated PP conduit systems class. 2232/3422/2332 Series TP
page 324



LSZH

HALOGEN
Free

Pliable corrugated PP conduit systems class. 3422 Series ICTA
page 325



Spiral flexible conduit systems Series GFE
page 327

MAIN TECHNICAL FEATURES



The conduit-fitting systems, complying with the requirements of the Reference Standards EN 61386-1 and EN 61386-21, include plain or sleeved rigid conduits made of self-extinguishing technopolymer on rigid PVC base or by halogen free raw materials according to the Standard EN50267-2-1 and EN 50267-1-2. The halogen free conduits are strongly recommended for crowded places, like airports, schools, theatres, tunnels, ecc, because they are characterized by a low very emission or

complete lack of toxic gases and of light smoke which doesn't prevent from locating the emergency exits and darkening the light sources.

The pliable conduits are available in two different versions: one manufactured with self-extinguishing (V0 according to the Standard UL94) technopolymer on PVC base and the other manufactured with self-extinguishing self-recovering halogen free polypropylene.

Great attention is given to the conduit packaging. Both the

bundles of rigid conduits and the coils of pliable conduits are wrapped in stretch film. The pallets are covered by white film, granting a very good protection against UV-rays and atmospheric agents. The pallets of pliable conduits also have a plastic hook on the top.

The range is completed by the spiral flexible conduits suitable for industrial as well as civil uses thanks to their flexibility, resistance to compression, chemical agents, particularly oils and greases.


MAIN TECHNICAL FEATURES

Rigid conduits diameters from 16 up to 63mm, with plain or sleeved ends, in 2mt or 3mt lengths




Self-extinguishing version or halogen free technopolymer with low emission of toxic gases

Pliable corrugated insulating conduits in different classifications and colours diameters from 16 up to 50mm. Some types are available with draw tape as well



Some conduits are also available in 10mt or 25mt coils

The pliable corrugated self-covering self-extinguishing PP insulating conduits series ICTA are halogen free, therefore ideal for public buildings



The spiral flexible conduits, available in grey or black, are the ideal solution for floating connections

Together with the accessories for the change of direction and the fixing, Elettrocantali rigid conduits form a system able to meet any distribution need both in industrial and civil installations. In particular the several different accessories permit to join a rigid conduit with a spiral flexible conduit for installations of machineries, lighting, junction boxes.

The rigid conduits can be cold-bent by the proper steel springs. The pliable conduits offer the

installer a wide range of solutions according to the different installation requests: from the conduits to be installed under the wall, in black for standard circuits or in different colours for composite electrical systems, to the self-recovering self-extinguishing ICTA conduits particularly suitable for being put under the floor thanks to a permanent 10% deformation once the load is taken away. They can stand an installation temperature up to 90°C.

ICTA conduits are also available in the pre-wired version.

The pliable orange PP conduits series TP are appropriate for prefabrication thanks to the fact that they resist to the heat and recover their original diameter once the load is taken away, for instance when they are buried in concrete.

ELETTROCANALI have always used pure raw materials, which guarantees a high quality of the product and a same performances.

RIGID INSULATING PVC CONDUITS **SERIES TG15**

MAIN TECHNICAL FEATURES:

- Material: technopolymer on PVC base with high resistance to UV rays.
- Resistance to flame propagation: self-extinguishing in less than 30 seconds.
- Resistance to abnormal heat: up to 960°C (Glow Wire Test according to IEC 60695-2-11 standard).
- Compression resistance: 750 N.
- Classification: medium -3321 according to the standard EN 61386-1, EN 61386-21.
- Available with plain ends or with 1 sleeve, in 2mt or 3mt length.
- Packed in bundles wrapped with transparent plastic film.

CE

GREY RAL 7035

Rigid conduits class. 3321, in 3mt bars

ITEM	EXTERNAL NOMINAL DIAMETER mm	BAR LENGTH m	BUNDLE/MINIPALLET m
ECTG1516	16	3	102/3162
ECTG1520	20	3	102/2040
ECTG1525	25	3	60/1440
ECTG1532	32	3	30/840
ECTG1540	40	3	30/540
ECTG1550	50	3	15/360
ECTG1563	63	3	180

Rigid conduits class. 3321, in 2mt bars



ITEM	EXTERNAL NOMINAL DIAMETER mm	BAR LENGTH m	BUNDLE/MINIPALLET m
ECTG1516-2	16	2	68/2108
ECTG1520-2	20	2	68/1360
ECTG1525-2	25	2	40/960
ECTG1532-2	32	2	20/560
ECTG1540-2	40	2	20/360
ECTG1550-2	50	2	10/240

Rigid conduits class. 3321, in 3mt bars with sleeve

ITEM	EXTERNAL NOMINAL DIAMETER mm	BAR LENGTH m	BUNDLE/MINIPALLET m
ECTG1516B	16	3	75/3000
ECTG1520B	20	3	51/2040
ECTG1525B	25	3	51/1428
ECTG1532B	32	3	30/840
ECTG1540B	40	3	21/420
ECTG1550B	50	3	15/360

Rigid conduits class. 3321, in 2mt bars with sleeve

ITEM	EXTERNAL NOMINAL DIAMETER mm	BAR LENGTH m	BUNDLE/MINIPALLET m
ECTG1516B-2	16	2	50/2000
ECTG1520B-2	20	2	34/1360
ECTG1525B-2	25	2	34/952
ECTG1532B-2	32	2	20/560
ECTG1540B-2	40	2	14/280
ECTG1550B-2	50	2	10/240



RIGID INSULATING PVC CONDUITS SERIES TG12

MAIN TECHNICAL FEATURES:

- Material: technopolymer on PVC base with high resistance to UV rays.
- Resistance to flame propagation: self-extinguishing in less than 30 seconds.
- Resistance to abnormal heat: up to 960°C (Glow Wire Test according to IEC 60695-2-11 standard).
- Compression resistance: 320 N.
- Classification: light -2221 according to the standard EN 61386-1, EN 61386-21.
- Available with plain ends or with 1 sleeve, in 2mt or 3mt length.
- Packed in bundles wrapped with transparent plastic film.

GREY RAL 7035

Rigid conduits class. 2221, in 3mt bars

ITEM	EXTERNAL NOMINAL DIAMETER mm	BAR LENGTH m	BUNDLE/MINIPALLET m
ECTG1216	16	3	102/3162
ECTG1220	20	3	102/2040
ECTG1225	25	3	60/1440
ECTG1232	32	3	30/840
ECTG1240	40	3	30/540
ECTG1250	50	3	15/360

Rigid conduits class. 2221, in 2mt bars



ITEM	EXTERNAL NOMINAL DIAMETER mm	BAR LENGTH m	BUNDLE/MINIPALLET m
ECTG1216-2	16	2	68/2108
ECTG1220-2	20	2	68/1360
ECTG1225-2	25	2	40/960
ECTG1232-2	32	2	20/560
ECTG1240-2	40	2	20/360
ECTG1250-2	50	2	10/240

Rigid conduits class. 2221, in 3mt bars with sleeve

ITEM	EXTERNAL NOMINAL DIAMETER mm	BAR LENGTH m	BUNDLE/MINIPALLET m
ECTG1216B	16	3	102/3162
ECTG1220B	20	3	102/2040
ECTG1225B	25	3	60/1440
ECTG1232B	32	3	30/840
ECTG1240B	40	3	30/540
ECTG1250B	50	3	15/360

Rigid conduits class. 2221, in 2mt bars with sleeve

ITEM	EXTERNAL NOMINAL DIAMETER mm	BAR LENGTH m	BUNDLE/MINIPALLET m
ECTG1216B-2	16	2	68/2108
ECTG1220B-2	20	2	68/1360
ECTG1225B-2	25	2	40/960
ECTG1232B-2	32	2	20/560
ECTG1240B-2	40	2	20/360
ECTG1250B-2	50	2	10/240



■ HALOGEN FREE RIGID INSULATING CONDUITS **SERIES TG21/TG20**

MAIN TECHNICAL FEATURES:

- Material: halogen free technopolymer according to EN 50267-2-1, EN 50267-1-2.
- Resistance to flame propagation: self-extinguishing in less than 30 seconds.
- Compression resistance: 750-320 N.
- Classification: -3342, -2342 according to the Standard EN 61386-1, EN 61386-21.
- Available with plain ends or with 1 sleeve, in 3mt length.
- Packed in bundles wrapped with transparent plastic film.

CE

GREY RAL 7035



■ Halogen free rigid conduits class. 3342 in 3mt bars

ITEM	EXTERNAL NOMINAL DIAMETER mm	BAR LENGTH m	BUNDLE/MINIPALLET m
ECTG2116	16	3	102/3162
ECTG2120	20	3	102/2040
ECTG2125	25	3	60/1440
ECTG2132	32	3	30/840
ECTG2140	40	3	30/540
ECTG2150	50	3	15/360

■ Halogen free rigid conduits class. 2342 in 3mt bars with sleeve

ITEM	EXTERNAL NOMINAL DIAMETER mm	BAR LENGTH m	BUNDLE/MINIPALLET m
ECTG2016B	16	3	102/3162
ECTG2020B	20	3	102/2040
ECTG2025B	25	3	60/1440
ECTG2032B	32	3	30/840
ECTG2040B	40	3	30/540
ECTG2050B	50	3	15/360

*HALOGEN
Free*



PLIABLE CORRUGATED PVC INSULATING CONDUITS SERIES TC15



MAIN TECHNICAL FEATURES:

- Material: shock resistant technopolymer on PVC base, self-extinguishing V0 degree according to UL94 standard.
- Resistance to flame propagation: self-extinguishing in less than 30 seconds.
- Resistance to abnormal heat: up to 960°C (Glow Wire Test according to IEC 60695-2-11 standard).
- Compression resistance: 750 N. • Classification: medium -3321 according to the Standard EN 61386-1, EN 61386-22. Available with draw tape on request: add letter "T" to the item code.
- Packed in coils, wrapped with transparent plastic film.
- Coils on wooden pallet, wrapped with plastic film and plastic hood on the top.
- Not free of micro-holes. • Not suitable for liquid cement.

	BLACK STANDARD
	VE = GREEN
	B = WHITE
	BL = BLUE
	M = BROWN
	L = VIOLET

Pliable corrugated insulating conduits class. 3321 - black

ITEM	EXTERNAL NOMINAL DIAMETER mm	COIL LENGTH m	COILS x PALLET NR.	PALLET m
ECTC1516	16	100	60	6000
ECTC151650	16	50	96	4800
ECTC1520	20	100	52	5200
ECTC152050	20	50	66	3300
ECTC1525	25	50	60	3000
ECTC1532	32	25	64	1600
ECTC1540	40	25	40	1000
ECTC1550	50	25	32	800

Pliable corrugated insulating conduits class. 3321 - black - 25mt coils

ITEM	EXTERNAL NOMINAL DIAMETER mm	COIL LENGTH m	COILS x PALLET NR.
ECTC151625	16	25	198
ECTC152025	20	25	132
ECTC152525	25	25	99

Pliable corrugated insulating conduits class. 3321 - black - 10mt coils


ITEM	EXTERNAL NOMINAL DIAMETER mm	COIL LENGTH m	COILS x PALLET NR.
ECTC151610	16	10	288
ECTC152010	20	10	216
ECTC152510	25	10	165

Pliable corrugated insulating conduits class. 3321 - coloured

Please add the colour code to the item code: VE= Green, B = White, BL = Blue, M = Brown, L = Violet

ITEM	EXTERNAL NOMINAL DIAMETER mm	COIL LENGTH m	COILS x PALLET NR.	PALLET m
ECTC1516	16	100	60	6000
ECTC1520	20	100	52	5200
ECTC1525	25	50	60	3000
ECTC1532	32	25	64	1600

Conduits available with draw tape on request. Please add the letter "T" to the item code



PLIABLE CORRUGATED PVC INSULATING CONDUITS SERIES TC12

MAIN TECHNICAL FEATURES:

- Material: shock resistant technopolymer on PVC base, self-extinguishing V0 degree according to UL94 standard.
- Resistance to flame propagation: self-extinguishing in less than 30 seconds.
- Resistance to abnormal heat: up to 960°C (Glow Wire Test according to IEC 60695-2-11 standard).
- Compression resistance: 320 N. • Classification: light -2221 according to the Standard EN 61386-1, EN 61386-22.
- Available with draw tape on request: add letter "T" to the item code.
- Packed in coils, wrapped with transparent plastic film.
- Coils on wooden pallet, wrapped with plastic film and plastic hood on the top.
- Not free of micro-holes. • Not suitable for liquid cement.

CE

GREY RAL 7035

Pliable corrugated insulating conduits class.2221 - light grey

ITEM	EXTERNAL NOMINAL DIAMETER mm	COIL LENGTH m	COILS x PALLET NR.	PALLET m
ECTC1216	16	100	60	6000
ECTC121650	16	50	96	4800
ECTC1220	20	100	48	4800
ECTC122050	20	50	66	3300
ECTC1225	25	50	56	2800
ECTC1225100	25	100	36	3600
ECTC1232	32	25	64	1600
ECTC123250	32	50	36	1800
ECTC1240	40	25	40	1000
ECTC1250	50	25	32	800


Pliable corrugated insulating conduits class. 2221 - light grey - 25mt coils

ITEM	EXTERNAL NOMINAL DIAMETER mm	COIL LENGTH m	COILS x PALLET NR.
ECTC121625	16	25	165
ECTC122025	20	25	121
ECTC122525	25	25	90

Pliable corrugated insulating conduits class. 2221 - light grey - 10mt coils

ITEM	EXTERNAL NOMINAL DIAMETER mm	COIL LENGTH m	COILS x PALLET NR.
ECTC121610	16	10	288
ECTC122010	20	10	216
ECTC122510	25	10	154

Conduits available with draw tape on request. Please add the letter "T" to the item code



PLIABLE CORRUGATED PVC INSULATING CONDUITS SERIES TC18 (-25°C)

MAIN TECHNICAL FEATURES:

- Material: shock resistant technopolymer on PVC base, self-extinguishing V0 degree according to UL94 standard.
- Resistance to flame propagation: self-extinguishing in less than 30 seconds.
- Resistance to abnormal heat: up to 960°C (Glow Wire Test according to IEC 60695-2-11 standard).
- Compression resistance: 750 N. - Minimum Installation temperature -25° C.
- Classification: medium -3341 according to the Standard EN 61386-1, EN 61386-22.
- Available with draw tape on request: add letter "T" to the item code.
- Packed in coils, wrapped with transparent plastic film. - Coils on wooden pallet, wrapped with plastic film and plastic hood on the top. - Not free of micro-holes. • Not suitable for liquid cement.

GREY RAL 7031

Pliable corrugated insulating conduits class. 3341 (-25° C) - grey

ITEM	EXTERNAL NOMINAL DIAMETER mm	COIL LENGTH m	COILS x PALLET NR.	PALLET m
ECTC1816	16	100	60	6000
ECTC181650	16	50	96	4800
ECTC1820	20	100	48	4800
ECTC182050	20	50	66	3300
ECTC1825	25	50	56	2800
ECTC1825100	25	100	36	3600
ECTC1832	32	25	64	1600
ECTC183250	32	50	36	1800
ECTC1840	40	25	40	1000
ECTC1850	50	25	32	800

Pliable corrugated insulating conduits class. 3341 (-25° C) - grey - 25mt coils


ITEM	EXTERNAL NOMINAL DIAMETER mm	COIL LENGTH m	COILS x PALLET NR.
ECTC181625	16	25	165
ECTC182025	20	25	121
ECTC182525	25	25	90

Pliable corrugated insulating conduits class. 3341 (-25° C) - grey - 10mt coils

ITEM	EXTERNAL NOMINAL DIAMETER mm	COIL LENGTH m	COILS x PALLET NR.
ECTC181610	16	10	288
ECTC182010	20	10	216
ECTC182510	25	10	154

Conduits available with draw tape on request. Please add the letter "T" to the item code

-25° C



PLIABLE CORRUGATED SELF-RECOVERING PP INSULATING CONDUITS **SERIES TP**

MAIN TECHNICAL FEATURES:

- Material: shock resistant self recovering technopolymer on PP base.
- Halogen free according to the Standard EN 50267-2-1, EN 50267-1-2.
- Compression resistance: 320 - 750 N.
- Installation temperature min -15 / -5° C, max +90° C.
- Classification: light -2232, medium -3422 according to the Standard EN 61386-1, EN 61386-22.
- Available with draw tape on request: add letter "T" to the item code.
- Packed in coils, wrapped with transparent plastic film.
- Coils on wooden pallet, wrapped with plastic film and plastic hood on the top.
- Free of micro-holes. • Suitable for liquid cement.

LUBRICATED

CE

ORANGE RAL 2004

BLACK STANDARD

Pliable corrugated self-recovering-lubricated conduits class. 2232 - orange

ITEM	EXTERNAL NOMINAL DIAMETER mm	COIL LENGTH m	COILS x PALLET NR.	PALLET m
ECTP1216	16	100	70	7000
ECTP1220	20	100	50	5000
ECTP1225	25	50	60	3000
ECTP1232	32	25	64	1600
ECTP1240	40	25	40	1000
ECTP1250	50	25	32	800

Pliable corrugated self-recovering-lubricated conduits class. 3422 - orange

ITEM	EXTERNAL NOMINAL DIAMETER mm	COIL LENGTH m	COILS x PALLET NR.	PALLET m
ECTP1516	16	100	70	7000
ECTP1520	20	100	50	5000
ECTP1525	25	50	60	3000
ECTP1532	32	25	64	1600
ECTP1540	40	25	40	1000
ECTP1550	50	25	32	800

Pliable corrugated self-recovering-lubricated conduits class. 2332 - black - LSZH

ITEM	EXTERNAL NOMINAL DIAMETER mm	COIL LENGTH m	COILS x PALLET NR.	PALLET m
ECTP2016	16	100	70	7000
ECTP2020	20	100	50	5000
ECTP2025	25	50	60	3000
ECTP2032	32	25	64	1600
ECTP2040	40	25	40	1000
ECTP2050	50	25	32	800


Conduits available with draw tape on request. Please add the letter "T" to the item code

STRENGTHS OF POLYPROPYLENE CONDUITS:

- Free of micro-holes, this guarantees maximum internal cleaning.
- Suitable for floor systems with liquid cement.
- Do not undergo permanent deformation due to crushing and recover at least 90% of the initial diameter.
- Elastic: in case of impact will not be damaged, do not require concrete protective cover during the installation on site.
- Resistance to high temperatures, up to 90 ° C, makes them ideal for reinforced concrete casting.
- Low emission of opaque fumes and low toxicity make them preferable in public and private facilities where the safety of people and things is of utmost importance.

HALOGEN Free

+90°C



PLIABLE CORRUGATED SELF-EXTINGUISHING-LUBRICATED CONDUITS SERIES ICTA

MAIN TECHNICAL FEATURES:

- Material: shock resistant self recovering technopolymer on PP base.
- Resistance to flame propagation: self-extinguishing in less than 30 seconds.
- Resistance to abnormal heat: up to 850°C (Glow Wire Test according to IEC 60695-2-11 standard).
- Low emission of toxic gasses. • Compression resistance: 750 N.
- Installation temperature min -5° C, max +90° C.
- Classification: medium -3422 according to the Standard EN 61386-1, EN 61386-22.
- Packed in coils, wrapped with transparent plastic film.
- Coils on wooden pallet, wrapped with plastic film and plastic hood on the top.
- Free of micro-holes. • Suitable for liquid cement.

LUBRICATED

CE

GREY RAL 7037

Pliable corrugated self-extinguishing -lubricated conduits class. 3422 - grey

ITEM	EXTERNAL NOMINAL DIAMETER mm	COIL LENGTH m	COILS x PALLET NR.	PALLET m
ECICTA16	16	100	70	7000
ECICTA20	20	100	50	5000
ECICTA25	25	100	36	3600
ECICTA32	32	50	36	1800
ECICTA40	40	25	40	1000
ECICTA50	50	25	32	800

Halogen free - Pliable corrugated self-extinguishing -lubricated conduits class. 3422 grey - LSZH

ITEM	EXTERNAL NOMINAL DIAMETER mm	COIL LENGTH m	COILS x PALLET NR.	PALLET m
ECICTA16HF	16	100	70	7000
ECICTA20HF	20	100	50	5000
ECICTA25HF	25	100	36	3600
ECICTA32HF	32	50	36	1800
ECICTA40HF	40	25	40	1000
ECICTA50HF	50	25	32	800

Conduits available with draw tape on request. Please add the letter "T" to the item code


SERIES LSZH

HALOGEN Free

+90°C

STRENGTHS OF POLYPROPYLENE CONDUITS:

- Free of micro-holes, this guarantees maximum internal cleaning.
- Suitable for floor systems with liquid cement.
- Do not undergo permanent deformation due to crushing and recover at least 90% of the initial diameter.
- Elastic: in case of impact will not be damaged, do not require concrete protective cover during the installation on site.
- Resistance to high temperatures, up to 90 ° C, makes them ideal for reinforced concrete casting.
- Low emission of opaque fumes and low toxicity make them preferable in public and private facilities where the safety of people and things is of utmost importance.



PLIABLE CORRUGATED SELF-EXTINGUISHING-LUBRICATED CONDUITS **SERIES ICTA**

MAIN TECHNICAL FEATURES:

- Material: shock resistant self recovering technopolymer on PP base.
- Resistance to flame propagation: self-extinguishing in less than 30 seconds.
- Resistance to abnormal heat: up to 850°C (Glow Wire Test according to IEC 60695-2-11 standard).
- Low emission of toxic gasses (conduit). • Compression resistance: 750 N.
- Installation temperature min -5° C, max +90° C.
- Classification: medium -3422 according to the Standard EN 61386-1, EN 61386-22.
- Packed in coils, wrapped with transparent plastic film.
- Coils on wooden pallet, wrapped with plastic film and plastic hood on the top.
- Free of micro-holes. • Suitable for liquid cement.

CE

GREY RAL 7037


Halogen free - Pliable corrugated self-extinguishing -lubricated conduits class. 3422-LSZH Prewired **H07V-U**

ITEM	EXTERNAL NOMINAL DIAMETER mm	PREWIRING	COIL LENGTH m	COILS x PALLET NR.	PALLET m
ECICTA163G15U	16	3G1,5	100	28	2800
ECICTA164G15U	16	4G1,5	100	28	2800
ECICTA165G15U	16	5G1,5	100	28	2800
ECICTA163G25U	16	3G2,5	100	28	2800
ECICTA165G25U	16	5G2,5	100	28	2800
ECICTA205G25U	20	5G2,5	100	24	2400

Halogen free - Pliable corrugated self-extinguishing -lubricated conduits class. 3422-LSZH Prewired **H07V-R**

ITEM	EXTERNAL NOMINAL DIAMETER mm	PREWIRING	COIL LENGTH m	COILS x PALLET NR.	PALLET m
ECICTA163G15R	16	3G1,5	100	28	2800
ECICTA164G15R	16	4G1,5	100	28	2800
ECICTA165G15R	16	5G1,5	100	28	2800
ECICTA163G25R	16	3G2,5	100	28	2800
ECICTA205G25R	20	5G2,5	100	24	2400

Other wirings on request



HALOGEN
Free
+90°C

■ SPIRAL FLEXIBLE PVC CONDUIT SERIES GFE

MAIN TECHNICAL FEATURES:


- Material: for the internal spiral rigid anti-shock thermoplastic material on PVC base; for the external coating soft thermoplastic material on PVC base UV rays resistant.
- Resistance to flame propagation: self-extinguishing in less than 30 seconds.
- Resistance to abnormal heat: up to 960°C (Glow Wire Test according to IEC 60695-2-11 standard).
- Compression resistance: 320 N.
- Installation temperature / operating temperature: (EN 61386): +5°C/+60°C.
- Installation temperature / operating temperature: (UL 1696): +5°C/+70°C.
- Classification: light -2311 according to the Standard EN 61386-1, EN 61386-23, UL 1696.
- Packed in coils, wrapped with transparent plastic film.
- Coils on wooden pallet, wrapped with plastic film and plastic hood on the top.

CE


GREY RAL 7035

BLACK

GREY ITEM	BLACK ITEM	INTERNAL NOMINAL DIAMETER mm	EXTERNAL NOMINAL DIAMETER mm	COIL LENGTH m	COILS x PALLET NR.	PALLET m
ECGFE08	ECGFE08N	8	12,4	30	69	2070
ECGFE10	ECGFE10N	10	14,6	30	60	1800
ECGFE12	ECGFE12N	12	16,2	30	60	1800
ECGFE14	ECGFE14N	14	18,2	30	48	1440
ECGFE16	ECGFE16N	16	20,2	30	36	1080
ECGFE20	ECGFE20N	20	24,2	30	36	1080
ECGFE22	ECGFE22N	22	26,3	30	24	720
ECGFE25	ECGFE25N	25	29,6	30	20	600
ECGFE28	ECGFE28N	28	33,0	30	16	480
ECGFE32	ECGFE32N	32	37,2	30	16	480
ECGFE35	ECGFE35N	35	40,2	30	16	480
ECGFE40	ECGFE40N	40	45,3	30	12	360
ECGFE50	ECGFE50N	50	56,0	30	6	180
ECGFE60	ECGFE60N	60	66,4	30	4	120



WATERTIGHT JOINTS IP67



NUOVO SECURITY
SYSTEM



MAIN TECHNICAL FEATURES

PATENTED PRODUCT SYSTEM.

Material: co-moulding low emission smoke technopolymer.

Self-extinguishing V2 degree to UL94.

High resistance to UV rays.

Standard colour : Grey RAL7035.

For outdoor use: high resistance to aging.

Resistance to abnormal heat: up to 850°C (Glow Wire Test according to IEC 60695-2-11 standard).

Installation temperature : min. -5°, max +60°.

IP67 Protection degree.

Insulation resistance:> 100 MΩ to 500 V ~ for 1 minute.

Dielectric strength:> 2000 V ~ 50 Hz for 15 minutes.

Reference Standards: EN 61386-1, EN 61386-21.

Products meeting the essential requirements of L.V.D. 2014/35/UE.

Products in compliance with RoHS II - 2011/65/UE directive.



IP67 Conduit-box joints

page 331



IP67 Conduit-conduit joints

page 331



IP67 Conduit-spiral flexible conduit joints

page 331



IP67 90° Bends

page 331



MAIN TECHNICAL FEATURES



The whole range of watertight conduit accessories Security System has an IP67 protection degree.

The patented constructive peculiarity of these fittings is represented by the gasket which is co-moulded with the joint body, so that there is no risk that it may fall off or be damaged during the installation of the conduits.

That results in a sure time saving and long-lasting life.

The innovative shape and the bi-component raw material permit the joints to fit perfectly to the conduit.

The joining of the accessories to the conduits is fast and doesn't require any effort: these fittings allow a perfect tightness although the conduit is not completely round.

Security System fittings allow to recover the conduit expansion in length in response to a temperature variation without compromising the protection degree.

Thanks to their technical features the joints can be disassembled and used again, without any alteration of the sealing system.

WATERTIGHT JOINTS **SERIES 74**

MAIN TECHNICAL FEATURES:

- Material: co-moulding low emission smoke technopolymer.
- Self-extinguishing V2 degree to UL94.
- Resistance to abnormal heat: up to 850°C (Glow Wire Test according to IEC 60695-2-11 standard).
- Rigid conduit-box joints supplied with assembled gaskets and lock nuts.
- Metric thread 1,5 mm.
- Made in compliance with the Standards EN 61386-1, EN 61386-21.
- Patented product system.


IP67


Conduit-box joints to connect a rigid conduit with a junction box

ITEM	CONDUIT DIAMETER mm	LENGTH mm	THREAD LENGTH mm	PACKAGING PIECES
EC74116	16	54	13	10/350
EC74120	20	54	13	10/350
EC74125	25	54	13	10/200
EC74132	32	54	13	10/100
EC74140	40	75	17	5/80
EC74150	50	75	17	5/40

Conduit-conduit joints to connect two rigid conduits with the same diameter

ITEM	CONDUIT DIAMETER mm	LENGTH mm	PACKAGING PIECES
EC74016	16	82	10/250
EC74020	20	82	10/200
EC74025	25	82	10/150
EC74032	32	82	10/100
EC74040	40	112	5/50
EC74050	50	112	5/40

Joints to connect a rigid conduit with a spiral flexible conduit with the same diameter

ITEM	CONDUIT DIAMETER mm	SPIRAL FLEXIBLE CONDUIT DIAMETER mm	PACKAGING PIECES
EC74216	16	16	10/350
EC74220	20	20	10/250
EC74225	25	25	10/200
EC74232	32	32	10/100
EC74240	40	40	5/80
EC74250	50	50	5/40

90° Bends to connect two rigid conduit with the same diameter

ITEM	CONDUIT DIAMETER mm	RADIUS OF CURVATURE mm	PACKAGING PIECES
EC74316	16	100	10/150
EC74320	20	100	10/100
EC74325	25	100	10/100
EC74332	32	100	10/50
EC74340	40	150	5/20
EC74350	50	150	5/15



Series 741

Series 740

Series 742

Series 743


ACCESSORIES AND FIXING SYSTEMS



MAIN TECHNICAL FEATURES

Material: made of a shock resistant technopolymer on rigid PVC base, otherwise PA6.6 polyamide.
 Self-extinguishing V0 according to UL94. (Unless otherwise indicated).
 For outdoor use: high resistance to aging.
 Resistance to abnormal heat: up to 960°C (Glow Wire Test according to IEC 60695-2-11 standard).
 Installation temperature : min. -5°, max +60°.
 Insulation resistance:> 100 MΩ to 500 V ~ for 1 minute.
 Dielectric strength:> 2000 V ~ 50 Hz for 15 minutes.
 Standard colour : Grey RAL7035 or black.
 Reference Standards: EN 61386-1, EN 61386-21-22-23.
 Products meeting the essential requirements of L.V.D. 2014/35/UE.
 Products in compliance with RoHS II - 2011/65/UE directive.

HALOGEN
Free



e@sysystem

IP67 accessories for rigid conduits Series e@sysystem (patented) page 335




IP65 accessories for rigid conduits Series BS/MS/CS/GS/RS/CXT/CXS page 337



IP40 accessories for rigid conduits Series CRS/CV/GSU/GI/AC/CI/TI page 341



IP40 accessories for halogen free conduits Series CRSH/GSUH/CF page 344



Accessories for corrugated conduits and ground box Series GFLEX/TFLEX/POZ page 345




Accessories for flexible spiral conduits Series GX page 346



Fixing systems for pliable rigid and flexible spiral conduits – plugs – clips Series C/G/T page 348



SNylon cable draw tapes Series S3/S4 page 351



Nylon cable ties Series 800/810 page 352

MAIN TECHNICAL FEATURES



The whole range of watertight conduit accessories *e@ssystem* (patented products) has an IP67 protection degree.

The inner gasket has a particular shape permitting the joints to fit perfectly to the conduit, gaining in this was a perfect tightness although the conduit is not completely round.

The joining of the accessories to the conduits is fast and doesn't require any effort.

e@ssystem fittings allow to

recover the conduit expansion in length in response to a temperature variation without compromising the protection degree.

The main characteristics of the *e@ssystem* fittings are their compact design, their reduced dimensions and their sturdiness. In particular the sleeve for the conduit is reinforced throughout all its length so that it embraces and accompanies the conduit during the joining of the conduit.

ELETTROCANALI conduit fittings cover all installation needs: watertight rigid conduit-box joint, couplings, rigid conduit-spiral conduit joints, 90° bends. Combined with our range of junction boxes, modular enclosures and boards, the watertight accessories form a complete system for the conduction, the protection and the distribution.

e@ssystem

■ WATERTIGHT JOINTS **SERIES e@system**

MAIN TECHNICAL FEATURES:

- Material: shock resistant technopolymer on rigid PVC base.
- Self-extinguishing V0 degree according to UL94 standard
- Resistance to abnormal heat: up to 960°C (Glow Wire Test according to IEC 60695-2-11 standard).
- Rigid conduit-box joints supplied with assembled gaskets and lock nuts.
- O-ring to compensate the conduit tolerances. Metric thread 1,5 mm.
- Made in compliance with the Standards EN 61386-1, EN 61386-21. Patented product system.
- Rigid-flexible spiral conduit joints with holding system of the spiral flexible conduits in the joint.
- Reduced radius of curvature permits to fit the bends properly against the wall.

CE
IP67

GREY RAL 7035

■ Conduit-box joints to connect a rigid conduit with a junction box

ITEM	CONDUIT DIAMETER mm	LENGTH mm	THREAD LENGTH mm	PACKAGING PIECES
EC70016	16	42	15	25/500
EC70020	20	44	15	25/500
EC70025	25	47	15	25/400
EC70032	32	52	16	25/200
EC70040	40	64	16	10/100
EC70050	50	72	18	10/70

■ Conduit-conduit joints to connect two rigid conduits with the same diameter


ITEM	CONDUIT DIAMETER mm	LENGTH mm	PACKAGING PIECES
EC71016	16	55	25/500
EC71020	20	59	25/400
EC71025	25	65	25/250
EC71032	32	76	25/150
EC71040	40	94	10/70
EC71050	50	109	10/50

■ Watertight joints to connect a rigid conduit with a spiral flexible conduit - same diameter

ITEM	CONDUIT DIAMETER mm	LENGTH mm	PACKAGING PIECES
EC72016	16	16	25/500
EC72020	20	20	25/500
EC72025	25	25	25/300
EC72032	32	32	25/200
EC72040	40	40	10/100
EC72050	50	50	10/60

■ 90° bends to connect two rigid conduits with the same diameter

ITEM	CONDUIT DIAMETER mm	RADIUS OF CURVATURE mm	PACKAGING PIECES
EC73016	16	56	25/300
EC73020	20	70	25/200
EC73025	25	88	25/100
EC73032	32	110	10/50
EC73040	40	140	10/30
EC73050	50	175	-/15



Series 700


Series 710

Series 720

Series 730

e@system

MAIN TECHNICAL FEATURES



EC conduit fitting system covers all installation needs: watertight rigid conduit-box joint, couplings, 90° bends, rigid conduit-spiral conduit joints to connect two conduits with same or different diameters.

The flexible bends are undoubtedly very interesting, because they permit to join the conduits to junction boxes not

placed on the same level thanks to the possibility of varying the radius of curvature. This solution is particularly useful to avoid an obstacle or changes in levels, for instance pillars or other existing systems, or to get round the thermal expansions of the support structures, that, in rigid systems, may affect the required protection degree.

The reduced dimensions of IP65 fittings permit to use smaller junction boxes or to carry out more connections.

The watertight 3-way derivation box is absolutely necessary to make derivations from the main line and, thanks to the reduction joints, allows to build a really complete system with guaranteed performances.

WATERTIGHTS JOINT SERIES BS / MS / CS

MAIN TECHNICAL FEATURES:

- Material: shock resistant technopolymer on rigid PVC base.
- Self-extinguishing V0 degree according to UL94 standard
- Resistance to abnormal heat: up to 960°C (Glow Wire Test according to IEC 60695-2-11 standard).
- Rigid conduit-box joints supplied with assembled gaskets and lock nuts.
- O-ring to compensate the conduit tolerances.
- Metric thread 1,5 mm.
- Made in compliance with the Standards EN 61386-1, EN 61386-21.
- Reduced radius of curvature permits to fit the bends properly against the wall.

IP65

GREY RAL 7035

Conduit- box joints to connect a rigid conduit with a junction box

ITEM	CONDUIT DIAMETER mm	LENGTH mm	THREAD LENGTH mm	PACKAGING PIECES
ECBS16	16	55	14	10/350
ECBS20	20	55	14	10/350
ECBS25	25	55	14	10/200
ECBS32	32	65	14	10/100
ECBS40	40	75	20	5/80
ECBS50	50	80	20	5/40

Conduit-Conduit joints to connect two rigid conduits with the same diameter

ITEM	CONDUIT DIAMETER mm	LENGTH mm	PACKAGING PIECES
ECMS16	16	80	10/350
ECMS20	20	80	10/200
ECMS25	25	80	10/200
ECMS32	32	100	10/100
ECMS40	40	110	5/80
ECMS50	50	122	5/40

90° bends to connect two rigid conduits with the same diameter

ITEM	CONDUIT DIAMETER mm	RADIUS OF CURVATURE mm	PACKAGING PIECES
ECCS16	16	54	10/200
ECCS20	20	67	10/200
ECCS25	25	85	10/100
ECCS32	32	110	10/50
ECCS40	40	138	5/20
ECCS50	50	172	-/12


Series BS

Series MS

Series CS

RIGID-FLEXIBLE SPIRAL CONDUIT WATERTIGHT SERIES GS / RS

MAIN TECHNICAL FEATURES:

- Material: shock resistant technopolymer on rigid PVC base.
- Self-extinguishing V0 degree according to UL94 standard
- Resistance to abnormal heat: up to 960°C (Glow Wire Test according to IEC 60695-2-11 standard).
- O-ring to compensate the conduit tolerances.
- Made in compliance with the Standards EN 61386-1, EN 61386-21. Patented product system.
- Rigid-flexible spiral conduit joints with holding system of the spiral flexible conduits in the joint.

CE

IP65

GREY RAL 7035

Watertight joints to connect a rigid conduit with a flexible spiral conduit with different diameters

ITEM	CONDUIT DIAMETER mm	FLEXIBLE SPIRAL CONDUIT mm	PACKAGING PIECES
ECGS16	16	12	10/350
ECGS20	20	16	10/350
ECGS25	25	20	10/200
ECGS32	32	25	10/100
ECGS40	40	32	5/100
ECGS50	50	40	5/40

Watertight joints to connect a rigid conduit with a flexible spiral conduit with the same diameter

ITEM	CONDUIT DIAMETER mm	FLEXIBLE SPIRAL CONDUIT mm	PACKAGING PIECES
ECRS16	16	16	10/200
ECRS20	20	20	10/200
ECRS25	25	25	10/160
ECRS32	32	32	10/80
ECRS40	40	40	5/60
ECRS50	50	50	5/40



Series GS



Series RS

WATERTIGHT FLEXIBLE BENDS **SERIES CXT / CXS**

MAIN TECHNICAL FEATURES:

- Material: shock resistant technopolymer on rigid PVC base.
- Self-extinguishing V0 degree according to UL94 standard.
- Compression resistance of the flexible parts: 320 N.
- O-ring to compensate the conduit tolerances.
- Conduit-box joints supplied with assembled lock nuts.
- Thread of the join at the box : GAS thread.
- External corner holes to fix the box on the wall.

CE
IP65

GREY RAL 7035

Flexible bends with variable angle to connect two rigid conduits

ITEM	CONDUIT DIAMETER mm	LENGHT mm	PACKAGING PIECES
ECCXT16	16	220	50/200
ECCXT20	20	230	50/200
ECCXT25	25	240	35/140
ECCXT32	32	270	20/80
ECCXT40	40	300	10/40
ECCXT50	50	340	10/40

Joints to connect a rigid conduit and a box on different levels

ITEM	CONDUIT DIAMETER mm	LENGHT mm	PACKAGING PIECES
ECCXS16	16	200	50/200
ECCXS20	20	210	50/200
ECCXS25	25	230	35/140
ECCXS32	32	250	20/80
ECCXS40	40	280	15/60
ECCXS50	50	320	10/40


Series CXT

Series CXS

MAIN TECHNICAL FEATURES



The accessories with IP40 protection degree can be divided into two groups: the first group composed of single-piece fittings and the second one composed of two-piece fittings, like the inspectionable bends and T-joints.

The reduced radius of curvature of the 90° bends is designed to fit the conduit-joint system

properly against the wall, for a harmonious outlook.

Our offer also includes bending springs, trailing wire probes and accessories for flexible corrugated pipe. The wide and diverse range of hardware systems, as well as ensuring a solid and durable installation, allows you to shorten the installation time resulting in

realization of cost savings.

The offer is completed by the cable ties, UV-resistant and available in 2 different colours, natural or black.

Shortly we can say that the Elettrocantali conduits and fittings form a complete system for the conduction, the protection and the distribution.

BENDS SERIES CRS / CV

MAIN TECHNICAL FEATURES:

- Material: shock resistant technopolymer on rigid PVC base.
- Self-extinguishing V0 degree according to UL94 standard.
- Resistance to abnormal heat (Glow Wire Test according to IEC 60695-2-11 standard): up to 960° C.
- Reduced radius of curvature permits to fit the bends properly against the wall.
- Made in compliance with the Standards EN 61386-1, EN 61386-21.

CE
IP40


GREY RAL 7035

90° Bends to connect two conduits with the same diameter

ITEM	CONDUIT DIAMETER mm	RADIUS OF CURVATURE mm	PACKAGING PIECES
ECCRS16	16	54	50/1000
ECCRS20	20	67	50/600
ECCRS25	25	85	25/300
ECCRS32	32	110	-/100
ECCRS40	40	138	-/100
ECCRS50	50	172	-/50

IP 44 flexible bends with variable to connect two conduits with the same diameter

ITEM	CONDUIT DIAMETER mm	LENGTH mm	PACKAGING PIECES
ECCV16	16	280	20/300
ECCV20	20	280	20/200
ECCV25	25	340	20/120
ECCV32	32	380	10/80


Series CRS

Series CV

COUPLINGS AND CONDUIT BENDING SPRINGS **SERIES GSU / GI / AC**

MAIN TECHNICAL FEATURES:

- Material: shock resistant technopolymer on rigid PVC base.
- Self-extinguishing V0 degree according to UL94 standard.
- Resistance to abnormal heat (Glow Wire Test according to IEC 60695-2-11 standard): up to 960° C.
- GSU coupling complying with the Standards to EN 61386-1, EN 61836-21.
- GI coupling with conduit holding inner ribs.

CE

IP40 GREY RAL 7035

Couplings to connect two conduits with same diameter

ITEM	CONDUIT DIAMETER mm	LENGHT mm	PACKAGING PIECES
ECGSU16	16	80	100/1200
ECGSU20	20	80	100/800
ECGSU25	25	80	50/500
ECGSU32	32	100	25/250
ECGSU40	40	110	25/150
ECGSU50	50	120	25/100

Smooth joints to connect two conduits with the same diameter

ITEM	CONDUIT DIAMETER mm	LENGHT mm	PACKAGING PIECES
ECGI16	16	50	100/2000
ECGI20	20	55	100/1200
ECGI25	25	60	100/700
ECGI32	32	70	-/400
ECGI40	40	80	-/200
ECGI50	50	90	-/100

Steel springs for cold-bending of the rigid conduits

ITEM	CONDUIT DIAMETER mm	LENGHT cm	PACKAGING PIECES
ECAC16	16	50	-/1
ECAC20	20	50	-/1
ECAC25	25	50	-/1
ECAC32	32	70	-/1



Series GSU



Series GI



Series AC

INSPECTIONABLE BENDS AND T-JOINTS **SERIES CI / TI**

MAIN TECHNICAL FEATURES:

- Material: shock resistant technopolymer on rigid PVC base.
- Self-extinguishing V0 degree according to UL94 standard.
- Resistance to abnormal heat (Glow Wire Test according to IEC 60695-2-11 standard): up to 960° C.
- CI and TI joints: composed of two parts which can be assembled with a single click.

IP40

GREY RAL 7035

Inspectionable 90° bends to connect two conduits with the same diameter

ITEM	CONDUIT DIAMETER mm	PACKAGING PIECES
ECCI16	16	100/400
ECCI20	20	100/300
ECCI25	25	50/200
ECCI32	32	50/150

Inspectionable T-Joint to connect two conduits with the same diameter

ARTICOLO	CONDUIT DIAMETER mm	PACKAGING PIECES
ECTI16	16	100/300
ECTI20	20	50/200
ECTI25	25	25/100
ECTI32	32	25/100



Series CI



Series TI

■ HALOGEN FREE ACCESSORIES AND FITTINGS **SERIES CRSH/GSUH/CF**

MAIN TECHNICAL FEATURES:

- Material: halogen free technopolymer according to the Standard EN 50267-2-1, EN 50267-1-2.
- Resistance to abnormal heat (Glow Wire Test according to IEC 60695-2-11 standard): up to 650° C.
- Reduced radius of curvature permits to fit the bends properly against the wall.
- Snap conduit clips which can be installed alone or in line.
- Made in compliance with the Standards EN 61386-1, EN 61386-21.

CE

IP40

GREY RAL 7035

■ 90° Bend to connect two conduits with the same diameter

ITEM	CONDUIT DIAMETER mm	RADIUS OF CURVATURE mm	PACKAGING PIECES
ECCRS16H	16	54	50/1000
ECCRS20H	20	67	50/600
ECCRS25H	25	85	25/300
ECCRS32H	32	110	-/100
ECCRS40H	40	138	-/100
ECCRS50H	50	172	-/50

■ Couplings to connect two conduits with the same diameter

ITEM	CONDUIT DIAMETER mm	LENGTH mm	PACKAGING PIECES
ECGSU16H	16	80	100/1200
ECGSU20H	20	80	100/800
ECGSU25H	25	80	50/500
ECGSU32H	32	100	25/250
ECGSU40H	40	110	25/150
ECGSU50H	50	120	25/100


■ Snap conduit clips

ITEM	CONDUIT DIAMETER mm	PACKAGING PIECES
ECCF16	16	100/1500
ECCF20	20	100/1000
ECCF25	25	100/1000
ECCF32	32	50/800
ECCF40	40	50/400
ECCF50	50	25/250

HALOGEN Free



Series CRSH



Series GSU



Series CF16

ACCESSORIES CORRUGATED CONDUITS - GROUND BOXES SERIES GFLEX /TFLEX /POZ.

MAIN TECHNICAL FEATURES:

- Material: Transparent or grey self-extinguishing polyethylene.
- Self-extinguishing V0 degree according to UL94 standard.
- Smooth external surface.
- Conduit holding inner ribs
- Colour code GFLEX: G = Grey.

CE



IP40



Coupling for two pliable conduits with the same diameter

ITEM	CONDUIT DIAMETER mm	LENGTH mm	PACKAGING PIECES
ECGFLEX16	16	50	100/2000
ECGFLEX20	20	55	100/1200
ECGFLEX25	25	55	100/700
ECGFLEX32	32	60	50/400
ECGFLEX40	40	80	-/300
ECGFLEX50	50	90	-/150

Caps to avoid foreign bodies getting inside the corrugated conduits

ITEM	CONDUIT DIAMETER mm	PACKAGING PIECES
ECTFLEX16	16	100/2000
ECTFLEX20	20	100/2000
ECTFLEX25	25	100/1500
ECTFLEX32	32	50/800
ECTFLEX40	40	50/500
ECTFLEX50	50	50/300

Watertight PP ground box with carriageable cover.

ITEM	EXTERNAL DIMENSIONS mm	INTERNAL DIMENSIONS mm	LOAD CARRING CAPACITY kN	PACKAGING PIECES
ECPOZ.25	250x250	220x220	2,10	1

PP ground box with carriageable cover


ITEM	EXTERNAL DIMENSIONS mm	INTERNAL DIMENSIONS mm	LOAD CARRING CAPACITY kN	PACKAGING PIECES
ECPOZ.20	200x200	160x160	2,10	1
ECPOZ.30	300x300	250x250	7,39	1
ECPOZ.40	400x400	350x350	9,57	1



Series GFLEX



Series TFLEX



Series POZ.

■ SPIRAL FLEXIBLE CONDUIT-BOX STRAIGHT JOINT **SERIES GX**

MAIN TECHNICAL FEATURES:

- Material: shock resistant technopolymer on rigid PVC base.
- Self-extinguishing V0 degree according to UL94 standard.
- Resistance to abnormal heat (Glow Wire Test according to IEC 60695-2-11 standard): up to 960° C.
- Flexible spiral conduits inlet with self locking thread.
- Rotating upper part; complete with assembled lock nut.

CE

GREY RAL 7035

IP65

BLACK

■ GAS Thread – to connect the spiral flexible conduit with the box

GREY ITEM	BLACK ITEM	SPIRAL CONDUIT DIAMETER mm	THREAD inch	PACKAGING PIECES
ECGX10	ECGX10N	10	1/4'	25/500
ECGX12	ECGX12N	12	3/8'	25/500
ECGX14	ECGX14N	14	1/2'	25/400
ECGX16	ECGX16N	16	1/2'	25/350
ECGX20	ECGX20N	20	3/4'	25/250
ECGX22	ECGX22N	22	3/4'	25/250
ECGX25	ECGX25N	25	1'	10/150
ECGX28	ECGX28N	28	1'	10/120
ECGX32	ECGX32N	32	1'e 1/4	10/90
ECGX35	ECGX35N	35	1'e 1/4	10/70
ECGX40	ECGX40N	40	1'e 1/2	10/60
ECGX50	ECGX50N	50	2'	10/50

■ Metric thread 1,5 mm - to connect the spiral flexible conduit with the box

GREY ITEM	BLACK ITEM	SPIRAL CONDUIT DIAMETER mm	THREAD PITCH	THREAD DIAMETER	PACKAGING PIECES
ECGX10M	ECGX10MN	10	metric 1,5 mm	15 mm	25/500
ECGX12M	ECGX12MN	12	metric 1,5 mm	16 mm	25/500
ECGX16M	ECGX16MN	16	metric 1,5 mm	20 mm	25/350
ECGX20M	ECGX20MN	20	metric 1,5 mm	25 mm	25/250
ECGX25M	ECGX25MN	25	metric 1,5 mm	32 mm	10/150
ECGX32M	ECGX32MN	32	metric 1,5 mm	40 mm	10/90
ECGX40M	ECGX40MN	40	metric 1,5 mm	50 mm	10/60
ECGX50M	ECGX50MN	50	metric 1,5 mm	55 mm	10/50



Series GX



Series GXN

■ SPIRAL FLEXIBLE CONDUIT-BOX STRAIGHT JOINT **SERIES GX**

MAIN TECHNICAL FEATURES:

- Material: shock resistant technopolymer on rigid PVC base.
- Self-extinguishing V0 degree according to UL94 standard.
- Resistance to abnormal heat (Glow Wire Test according to IEC 60695-2-11 standard): up to 960° C.
- Flexible spiral conduits inlet with self locking thread.
- Rotating upper part; complete with assembled lock nut.

CE

GREY RAL 7035

IP65

BLACK

■ PG Thread – to connect the spiral flexible conduit with the box

GREY ITEM	BLACK ITEM	SPIRAL CONDUIT DIAMETER mm	THREAD PITCH	THREAD DIAMETER	PACKAGING PIECES
ECGX10-9	ECGX10-9N	10	PG 9	15 mm	25/500
ECGX12-11	ECGX12-11N	12	PG 11	18,5 mm	25/500
ECGX12-13	ECGX12-13N	12	PG 13,5	20 mm	25/500
ECGX14-13	ECGX14-13N	14	PG 13,5	20 mm	25/400
ECGX16-11	ECGX16-11N	16	PG 11	18,5 mm	25/350
ECGX16-13	ECGX16-13N	16	PG 13,5	20 mm	25/350
ECGX16-16	ECGX16-16N	16	PG 16	22 mm	25/350
ECGX20-21	ECGX20-21N	20	PG 21	28 mm	25/250
ECGX22-21	ECGX22-21N	22	PG 21	28 mm	25/250
ECGX25-29	ECGX25-29N	25	PG 29	37 mm	10/150
ECGX28-29	ECGX28-29N	28	PG 29	37 mm	10/120
ECGX32-36	ECGX32-36N	32	PG 36	47 mm	10/90
ECGX35-36	ECGX35-36N	35	PG 36	47 mm	10/70



Series GX



Series GXN

CONDUIT CLIPS **SERIES C**

MAIN TECHNICAL FEATURES:

- Material: shock resistant technopolymer on ABS base or PA6 - PA6.6 nylon.
- Self-extinguishing V2 degree according to UL94 standard.
- Lateral hooks for installation in a row
- Modular base to be installed on the GC guide.
- Slotted base to facilitate the alignment of the installations.
- Made in compliance with the Standards EN 61386-1 as applicable.

CE

GREY RAL 7035

Halogen free snap conduit clips

ITEM	CONDUIT DIAMETER mm	PACKAGING PIECES
ECCF16	16	100/1500
ECCF20	20	100/1000
ECCF25	25	100/1000
ECCF32	32	50/800
ECCF40	40	50/400
ECCF50	50	25/250


Adjustable collar clips with quick closing collar - **new model**



ITEM	CONDUIT DIAMETER mm	PACKAGING PIECES
ECCFC16	16	100/1000
ECCFC20	20	100/1000
ECCFC25	25	100/800
ECCFC32	32	50/500
ECCFC40	40	50/400
ECCFC50	50	25/250

Modular and extensible PVC fixing guide for CF and CFC series


ITEM	LENGTH mm	PACKAGING PIECES
ECGC	200	-/400



Series CF



Series CFC



Series GC

CONDUIT CLIPS SERIES C

MAIN TECHNICAL FEATURES:

- Material: shock resistant technopolymer on rigid PVC base or PA6 - PA6.6 nylon.
- Self-extinguishing V0/V2 degree according to UL94 standard.
- Base with small holes in order to line up the conduits.
- Embedded plug with fixing flaps.
- Made in compliance with the Standards EN 61386-1 as applicable.
- Tensile strength of the CFF tie equal to 100N.

CE

GREY RAL 7035

Conduit clips with plug and steel screw


ITEM	CONDUIT DIAMETER mm	PLUG DIAMETER mm	PACKAGING PIECES
ECCT16	16	6	100/1000
ECCT20	20	6	100/1000
ECCT25	25	6	100/800
ECCT32	32	8	50/400


Clamp conduit clips - multidiameter

ITEM	MIN. CONDUIT DIAMETER mm	MAX. CONDUIT DIAMETER mm	PACKAGING PIECES
ECC12	12	20	100/1400
ECC16	14	22	100/1000
ECC25	23	35	50/500
ECC50	38	50	50/250

Tie conduit clips

ITEM	MIN. CONDUIT DIAMETER mm	MAX. CONDUIT DIAMETER mm	PACKAGING PIECES
ECCFF1	16	32	100/1400
ECCFF2	32	63	50/700


Series CT

Series C

Series CFF

ROUND CLIPS AND PLUGS SERIES TC / GT / GP

MAIN TECHNICAL FEATURES ROUND CLIPS:

- Material: BP polyethylene. HB self-extinguishing according to the Standard UL94.
- Incorporated galvanized steel nail.
- Available in white or grey.
- Made in compliance with the Standards EN 61386-1 as applicable.



MAIN TECHNICAL FEATURES PLUGS:

- Material: PA6 - PA6.6 Nylon. HB self-extinguishing according to the Standard UL94
- Plugs with fixing flaps.
- Supplied With self-tapping screws.



Round clips with assembled steel nail

WHITE ITEM	GREY ITEM	CONDUIT OR CABLE DIAMETER mm	PIECES FOR BAG NR.	BAGS FOR PACKAGING	PACKAGING PIECES
ECGT4BW50	ECGT4GW50	3 - 4	50	400	20000
ECGT6BW50	ECGT6GW50	5 - 6	50	240	12000
ECGT7BW50	ECGT7GW50	6 - 7	50	240	12000
ECGT8BW50	ECGT8GW50	7 - 8	50	200	10000
ECGT10BW50	ECGT10GW50	9 - 10	50	120	6000
ECGT13BW50	ECGT13GW50	13 - 14	50	140	7000
ECGT16BW50	ECGT16GW50	15 - 16	50	80	4000
ECGT19BW50	ECGT19GW50	19 - 20	50	60	3000
ECGT25BW50	ECGT25GW50	25 - 26	50	32	1600

Plugs with screws

ITEM	PLUG DIMENSION mm	SCREW DIMENSION mm	PACKAGING PIECES
ECTC5	5	3x30	100/6000
ECTC6	6	4x35	100/5000
ECTC8	8	5x40	100/3000
ECTC10	10	6x45	100/1500



Series GT



Series TC

■ NYLON CABLE DRAW TAPES **SERIES S3 / S4**

MAIN TECHNICAL FEATURES:

- Material: nylon with high flexibility and traction resistance.
- Tip with steel spring.
- Brass eyelet for cable hooking.
- Single package with plastic film.



■ Ø 3 mm nylon cable draw tape

ITEM	LENGHT m	PACKAGING PIECES
ECS3-05	5	340
ECS3-10	10	180
ECS3-15	15	120
ECS3-20	20	90
ECS3-25	25	70
ECS3-30	30	60

■ Ø 4 mm nylon cable draw tape

ITEM	LENGHT m	PACKAGING PIECES
ECS4-05	5	200
ECS4-10	10	100
ECS4-15	15	60
ECS4-20	20	50
ECS4-25	25	40
ECS4-30	30	36



PA6.6 NYLON CABLE TIES SERIES 800

MAIN TECHNICAL FEATURES:

- Material: PA6.6 nylon.
- Self-extinguishing V2 degree t according to the Standard UL94.
- Installation temperature: from -40° C to +85° C.
- High resistance to mineral oils and grease.
- Product complying with UL Standard.
- Reference Standard : EN 62275.

CE



NATURAL

Natural PA6.6 nylon cable ties


ITEM	DIMENSIONS mm	MAX BUNDLE DIAMETER mm	MINIMUM RESISTANCE TO STRESS Kg	PACKAGING PIECES
EC8008024	80x2,4	15	8,0	100/5000
EC8001025	100x2,5	22	8,1	100/5000
EC8001225	120x2,5	33	8,1	100/5000
EC8001625	160x2,5	38	8,1	100/5000
EC8002025	200x2,5	53	8,1	100/5000
EC8001436	140x3,6	33	18,2	100/5000
EC8002036	200x3,6	53	18,2	100/5000
EC8002936	290x3,6	76	18,2	100/5000
EC8001648	160x4,8	38	22,2	100/5000
EC8002048	200x4,8	50	22,2	100/5000
EC8002548	250x4,8	60	22,2	100/5000
EC8002948	290x4,8	76	22,2	100/4000
EC8003648	360x4,8	102	22,2	100/3000
EC8004348	430x4,8	110	22,2	100/3000
EC8002976	290x7,6	76	54,4	100/2000
EC8003676	360x7,6	102	54,4	100/2000
EC8004390	430x9,0	110	79,4	100/1000
EC8005390	530x9,0	140	79,4	100/1000

Natural cable ties for label

ITEM	DIMENSIONS mm	MAX BUNDLE DIAMETER mm	MINIMUM RESISTANCE TO STRESS Kg	PACKAGING PIECES
EC8701025	100x2,5	18	8,1	100/5000
EC8702025	200x2,5	50	8,1	100/5000

Natural or black 2-way adhesive base

ITEM NATURAL	ITEM BLACK	DIMENSIONS mm	MAX TIE WIDTH mm	PACKAGING PIECES
EC83036	EC84036	19x19	3,6	100/5000
EC83048	EC84048	27x27	4,8	100/5000



■ PA6.6 NYLON CABLE TIES SERIES 810

MAIN TECHNICAL FEATURES:

- Material: PA6.6 black nylon.
- Self-extinguishing V2 degree t according to the Standard UL94.
- Installation temperature: from -40° C to +85° C.
- High resistance to mineral oils and grease.
- Product complying with UL Standard.
- Reference Standard : EN 62275.

CE

BLACK

■ Black PA 6.6 nylon cable ties


ITEM	DIMENSIONS mm	MAX BUNDLE DIAMETER mm	MINIMUM RESISTANCE TO STRESS Kg	PACKAGING PIECES
EC8108024	80x2,4	15	8,0	100/5000
EC8101025	100x2,5	22	8,1	100/5000
EC8101225	120x2,5	33	8,1	100/5000
EC8101625	160x2,5	38	8,1	100/5000
EC8102025	200x2,5	53	8,1	100/5000
EC8101436	140x3,6	33	18,2	100/5000
EC8102036	200x3,6	53	18,2	100/5000
EC8102936	290x3,6	76	18,2	100/5000
EC8101648	160x4,8	38	22,2	100/5000
EC8102048	200x4,8	50	22,2	100/5000
EC8102548	250x4,8	60	22,2	100/5000
EC8102948	290x4,8	76	22,2	100/4000
EC8103648	360x4,8	102	22,2	100/3000
EC8104348	430x4,8	110	22,2	100/3000
EC8102976	290x7,6	76	54,4	100/2000
EC8103676	360x7,6	102	54,4	100/2000
EC8104390	430x9,0	110	79,4	100/1000
EC8105390	530x9,0	140	79,4	100/1000

■ Natural or black screw fixable supports

ITEM NATURAL	ITEM BLACK	DIMENSIONS mm	MAX TIE WIDTH mm	PACKAGING PIECES
EC85048	EC86048	15x9,5	4,8	100/5000
EC85090	EC86090	22x16	9,0	100/5000

■ Plug for cable ties

ITEM	PLUG DIMENSION mm	MAX RESISTANCE TO STRESS Kg	PACKAGING PIECES
EC88085	8	50	100/5000



CHOICE TABLE FOR SPIRAL FLEXIBLE CONDUITS AND FITTINGS

MODEL	DESCRIPTION	SPIRAL CONDUIT INTERNAL DIAMETER													
		Ø 8	Ø 10	Ø 12	Ø 14	Ø 16	Ø 20	Ø 22	Ø 25	Ø 28	Ø 32	Ø 35	Ø 40	Ø 50	Ø 60
	SPIRAL FLEXIBLE CONDUIT	ECGFE8	ECGFE10	ECGFE12	ECGFE14	ECGFE16	ECGFE20	ECGFE22	ECGFE25	ECGFE28	ECGFE32	ECGFE35	ECGFE40	ECGFE50	ECGFE60
	BOX STRAIGHT JOINT GAS THREAD	-	ECGX10	ECGX12	ECGX14	ECGX16	ECGX20	ECGX22	ECGX25	ECGX28	ECGX32	ECGX35	ECGX40	ECGX50	-
	BOX STRAIGHT JOINT PG THREAD	-	ECGX10/9	ECGX12/11 ECGX12/13	ECGX14/13	ECGX16/11 ECGX16/13 ECGX16/16	ECGX20/21	ECGX22/21	ECGX25/29	ECGX28/29	ECGX32/36	ECGX35/36	-	-	-
	BOX STRAIGHT JOINT MET. THREAD	-	-	ECGX12M	-	ECGX16M	ECGX20M	-	ECGX25M	-	ECGX32M	ECGX35M	ECGX40M	ECGX50M	-

CHOICE TABLE FOR FIXING SYSTEMS



DIAMETER CONDUIT mm	ITEM					
	SNAP CONDUIT CLIPS	COLLAR CONDUIT CLIPS	FIXING GUIDE	CONDUIT CLIPS WITH PLUG	CLAMP CONDUIT CLIPS Ø CONDUIT MIN. - MAX	TIE CLIPS Ø CONDUIT MIN. - MAX
16	ECCF16	ECCFC16	ECGC	ECCT16	ECC12 12 - 20	ECCFF1 16 - 32
20	ECCF20	ECCFC20	ECGC	ECCT20	ECC16 14 - 22	ECCFF1 16 - 32
25	ECCF25	ECCFC25	ECGC	ECCT25	ECC25 23 - 35	ECCFF1 16 - 32
32	ECCF32	ECCFC32	ECGC	ECCT32	ECC25 23 - 35	ECCFF1 16 - 32
40	ECCF40	ECCFC40	ECGC	-	ECC50 38 - 50	ECCFF2 32 - 63
50	ECCF50	ECCFC50	ECGC	-	ECC50 38 - 50	ECCFF2 32 - 63

CHOICE TABLE FOR RIGID CONDUIT ACCESSORIES
IP67

patented system

CONDUIT DIAMETER mm								
ITEM	CONDUIT BOX JOINT	COUPLING	RIGID-FLEXIBLE CONDUIT	90° BEND	CONDUIT BOX JOINT	COUPLING	RIGID-FLEXIBLE CONDUIT	90° BEND
16	EC74116	EC74016	EC74216	EC74316	EC70016	EC71016	EC72016	EC73016
20	EC74120	EC74020	EC74220	EC74320	EC70020	EC71020	EC72020	EC73020
25	EC74125	EC74025	EC74225	EC74325	EC70025	EC71025	EC72025	EC73025
32	EC74132	EC74032	EC74232	EC74332	EC70032	EC71032	EC72032	EC73032
40	EC74140	EC74040	EC74240	EC74340	EC70040	EC71040	EC72040	EC73040
50	EC74150	EC74050	EC74250	EC74350	EC70050	EC71050	EC72050	EC73050


IP65

CONDUIT DIAMETER mm								
ITEM	CONDUIT BOX JOINT	COUPLING	RIGID-FLEXIBLE CONDUIT	RIGID-FLEXIBLE =CONDUIT	90° BEND	CONDUIT CONDUIT FLEXIBLE BEND	CONDUIT BOX FLEXIBLE BEND	
16	ECBS16	ECMS16	ECGS16 (12 mm)	ECRS16	ECCS16	ECCXT16	ECCXS16	
20	ECBS20	ECMS20	ECGS20 (16 mm)	ECRS20	ECCS20	ECCXT20	ECCXS20	
25	ECBS25	ECMS25	ECGS25 (20 mm)	ECRS25	ECCS25	ECCXT25	ECCXS25	
32	ECBS32	ECMS32	ECGS32 (25 mm)	ECRS32	ECCS32	ECCXT32	ECCXS32	
40	ECBS40	ECMS40	ECGS40 (32 mm)	ECRS40	ECCS40	ECCXT40	ECCXS40	
50	ECBS50	ECMS50	ECGS50 (40 mm)	ECRS50	ECCS50	ECCXT50	ECCXS50	

IP40

CONDUIT DIAMETER mm								
ITEM	90° BEND	FLEXIBLE BEND	INSPECTIONABLE 90° BEND	INSPECTIONABLE T-JOINT	COUPLING	SMOOTH JOINT	CONDUIT BENDING STEEL SPRING	
16	ECCRS16	ECCV16	ECCI16	ECTI16	ECGSU16	ECGI16	ECAC16	
20	ECCRS20	ECCV20	ECCI20	ECTI20	ECGSU20	ECGI20	ECAC20	
25	ECCRS25	ECCV25	ECCI25	ECTI25	ECGSU25	ECGI25	ECAC25	
32	ECCRS32	ECCV32	ECCI32	ECTI32	ECGSU32	ECGI32	ECAC32	
40	ECCRS40				ECGSU40	ECGI40		
50	ECCRS50				ECGSU50	ECGI50		

CABLE GLANDS TERMINAL BLOCKS



MAIN TECHNICAL FEATURES CABLE GLANDS

Material: made of rigid 6.6 Nylon, gaskets made of NBR vulcanized rubber with high grip performance.
 Self-extinguishing degree V2 according to UL94 standard.
 For external installations: high resistance to ageing and UV rays.
 Protection degree: IP68 (watertight at submersion).
 Standard colours: Grey RAL 7035 or black.
 Resistance to abnormal heat: up to 750°C (Glow Wire Test according to IEC 60695-2-11 standard).
 Temperature installation range: min. -30°C, max +90°C.
 Max. operating temperature for a limited time: up to 120°C.
 Tensile cable strength resistance: tested up to 5 kg for 1 hour.
 Metric thread manufactured according to EN 50262 standard and PG thread according to DIN 40430 standard.
 Products meeting the essential requirements of L.V.D. 2014/35/UE.
 Products in compliance with RoHS II - 2011/65/UE directive.



Cable glands PG thread
Series 500 page 359




Cable glands PG thread with
assembled lock nut Series 510/510N
page 359



Cable glands metric thread with
assembled lock nut Series 540
page 360



Lock nuts Series 520
page 361



Gaskets Series 530
page 361



PG/Metric threaded caps
page 362



Unipolar terminal blocks
Series 890 page 363

MAIN TECHNICAL FEATURES



ELETTROCANALI cable glands are manufactured with high quality rigid technopolymer (6.6 nylon), resistant to oils and greases; they are suitable for heavy duties.

Their resistance to UV rays and to aging is a fundamental characteristic which permit to use them outdoors and in exposed areas.

The cylindrical seal made of NBR vulcanized rubber, together with the gasket to be inserted in the housing of the gland assures

the protection degree IP68 and the tensile strength, in accordance with the relevant reference standards.

The shape of the tulip system with a progressive closing, present both in the version with PG-thread and in the one with metric thread, allows a tear-resistant locking distributed on the whole seal.

The cable gland has an anti-screwing cap, in order to avoid loosening under resonant

vibrations.

The range has 10 different sizes, available in two colours, grey and black, with metric and PG threads, with or without assembled lock nut.

In combination with our junction boxes, modular enclosures and boards, cable glands ensure the necessary protection degree requested for the system.

CABLE GLANDS PG SERIES 500-510

MAIN TECHNICAL FEATURES:

- Material: made of rigid PA 6.6 nylon, gaskets made of NBR vulcanized rubber.
- Self-extinguishing degree V2 according to UL94 standard.
- PG thread.
- Assembled lock-nut (510).
- Made in compliance with DIN 40430 standard.
- Packed in strong cardboard boxes suitable for transport and storage.

GREY RAL 7035

IP68

BLACK

PG-Threaded cable glands series without lock nut series 500

ITEM GREY	ITEM BLACK	THREAD	MIN - MAX CLAMPING DIAMETER mm	ASSEMBLING HOLE DIAMETER mm	PACKAGING PIECES
EC50007	-	PG 7	3 - 6,5	12,5	50/1200
EC50009	-	PG 9	4 - 8	15,5	50/1200
EC50011	-	PG 11	5 - 10	19	50/600
EC50013	-	PG 13,5	6 - 12	20,5	50/600
EC50016	-	PG 16	9 - 14	22,5	50/300
EC50021	-	PG 21	13 - 18	29	50/300
EC50029	-	PG 29	15 - 25	37	25/150
EC50036	-	PG 36	20 - 31	47	15/90
EC50042	-	PG 42	28 - 38	54	10/60
EC50048	-	PG 48	34 - 43	60	5/30

PG-Threaded cable glands with assembled lock nut series 510

ITEM GREY	ITEM BLACK	THREAD	MIN - MAX CLAMPING DIAMETER mm	ASSEMBLING HOLE DIAMETER mm	PACKAGING PIECES
EC51007	EC51007N	PG 7	3 - 6,5	12,5	50/1200
EC51009	EC51009N	PG 9	4 - 8	15,5	50/1200
EC51011	EC51011N	PG 11	5 - 10	19	50/600
EC51013	EC51013N	PG 13,5	6 - 12	20,5	50/600
EC51016	EC51016N	PG 16	9 - 14	22,5	50/300
EC51021	EC51021N	PG 21	13 - 18	29	50/300
EC51029	EC51029N	PG 29	15 - 25	37	25/150
EC51036	EC51036N	PG 36	20 - 31	47	15/90
EC51042	EC51042N	PG 42	28 - 38	54	10/60
EC51048	EC51048N	PG 48	34 - 43	60	5/30



Series 500



Series 510



Series 510N

METRIC THREADED CABLE GLANDS WITH ASSEMBLED LOCK NUT **SERIES 540**

MAIN TECHNICAL FEATURES:

- Material: made of rigid PA 6.6 nylon, gaskets made of NBR vulcanized rubber.
- Self-extinguishing degree V2 according to UL94 standard.
- Metric 1,5 mm thread.
- Assembled lock-nut.
- Made in compliance with EN 50262 standard.
- Packed in strong cardboard boxes suitable for transport and storage.

CE

IP68

GREY RAL 7035

Metric-Threaded cable glands with assembled lock nut series 540

ITEM	THREAD mm	MIN - MAX CLAMPING DIAMETER mm	ASSEMBLING HOLE DIAMETER mm	PACKAGING PIECES
EC54016	16x1,5	5 - 10	16,5	100/600
EC54020	20x1,5	6 - 12	20,5	100/600
EC54025	25x1,5	9 - 14	25,5	50/300
EC54032	32x1,5	15 - 25	32,5	25/150
EC54040	40x1,5	20 - 31	40,5	15/90
EC54050	50x1,5	28 - 38	50,5	10/60



Series 540

LOCK NUTS AND GASKETS SERIES 520 / 530

MAIN TECHNICAL FEATURES LOCK NUTS:

- Material: made of rigid PA 6.6 nylon .
- Self-extinguishing V2 degree to UL94 standard.
- Packed in strong cardboard boxes suitable for transport and storage.

MAIN TECHNICAL FEATURES GASKETS:

- Material: made of NBR vulcanized rubber.
- High resistance to compression.
- Packed in strong cardboard boxes suitable for transport and storage.



GREY RAL 7035

PG-threaded lock nuts

ITEM	THREAD	PACKAGING PIECES
EC52007	PG 7	50/1000
EC52009	PG 9	50/1000
EC52011	PG 11	50/1000
EC52013	PG 13,5	50/1000
EC52016	PG 16	50/500
EC52021	PG 21	50/500
EC52029	PG 29	25/500
EC52036	PG 36	25/500
EC52042	PG 42	10/500
EC52048	PG 48	10/500

Metric threaded lock nuts

ITEM	THREAD mm	PACKAGING PIECES
EC52016M	16x1,5	50/500
EC52020M	20x1,5	50/500
EC52025M	25x1,5	25/500
EC52032M	32x1,5	25/300
EC52040M	40x1,5	10/300
EC52050M	50x1,5	10/300

Gaskets for PG-threaded cable glands

ITEM	THREAD	PACKAGING PIECES
EC53007	PG 7	100/1000
EC53009	PG 9	100/1000
EC53011	PG 11	100/1000
EC53013	PG 13,5	100/1000
EC53016	PG 16	100/500
EC53021	PG 21	100/500
EC53029	PG 29	100/500
EC53036	PG 36	50/500
EC53042	PG 42	50/500
EC53048	PG 48	50/500

Gaskets for metric threaded cable glands

ITEM	INTERNAL HOLE mm	PACKAGING PIECES
EC53016M	16,5	100/1000
EC53020M	20,5	100/1000
EC53025M	25,5	100/500
EC53032M	32,5	100/500
EC53040M	40,5	50/500
EC53050M	50,5	50/500

THREADED CAPS SERIES 522 / 523

MAIN TECHNICAL FEATURES:

- Material: Made of PA 6.6 technopolymer.
- Self-extinguishing degree V2 according to UL94 standard.
- Resistance to abnormal heat: up to 650°C (Glow Wire Test according to IEC 60695-2-11 standard).
- Metric thread 1,5 mm.

CE

GREY RAL 7035

PG Threaded Caps

ITEM	THREAD DIAMETER	CAP DIAMETER mm	HEIGHT mm	THREAD LENGHT mm	PACKAGING PIECES
EC52207	PG7	14,8	10,0	6,0	100/1000
EC52209	PG9	18,7	10,4	6,0	100/1000
EC52211	PG11	21,7	10,4	6,0	100/1000
EC52213	PG13,5	23,7	10,3	6,0	100/1000
EC52216	PG16	27,0	10,3	6,0	100/1000
EC52221	PG21	32,8	12,5	7,8	100/1000
EC52229	PG29	44,1	13,3	7,8	50/500
EC52236	PG36	52,6	13,7	7,7	50/500
EC52242	PG42	59,5	16,3	9,6	50
EC52248	PG48	64,2	18,0	11,8	50

Metric threaded Caps

ITEM	THREAD DIAMETER	CAP DIAMETER mm	HEIGHT mm	THREAD LENGHT mm	PACKAGING PIECES
EC52312	M12x1,5	15,0	10,0	6,0	100/1000
EC52316	M16x1,5	20,0	10,5	6,0	100/1000
EC52320	M20x1,5	24,0	10,5	6,0	100/1000
EC52325	M25x1,5	29,7	12,8	7,8	100/1000
EC52332	M32x1,5	36,6	13,3	7,8	50/500
EC52340	M40x1,5	45,8	13,4	7,8	50/500
EC52350	M50x1,5	55,5	16,2	9,8	50
EC52363	M63x1,5	69,3	17,5	11,8	50



TERMINAL BLOCKS SERIES 890

MAIN TECHNICAL FEATURES:

- Material: polycarbonate technopolymer.
- Self-extinguishing degree V0 according to UL94 standard.
- Resistance to abnormal heat: up to 960°C (Glow Wire Test according to IEC 60695-2-11 standard).
- Rated voltage 450V – Max operating temperature 85°C.
- Manufactured with brass alloy CW614N.
- Made in compliance with the Standards EN 60998-1, EN 60998-2-1.




Transparent unipolar terminal blocks

ITEM	NOMINAL SECTION	NOTES	PACKAGING BLOCKS/BARS
EC890010	1,5 mm ²	Bar with 10 blocks	10/900 bars
EC890011	2,5 mm ²	Bar with 10 blocks	10/500 bars
EC890012	4 mm ²	Bar with 10 blocks	10/400 bars
EC890013	6 mm ²	Bar with 10 blocks	10/250 bars
EC890014	10 mm ²	Bar with 10 blocks	10/200 bars
EC890015	16 mm ²	Bar with 10 blocks	10/100 bars
EC890016	25 mm ²	Single block	5/450 blocks
EC890017	35 mm ²	Single block	5/240 blocks

Equipotential plates with cover

ITEM	HOLE NR.	NOMINAL SECTION	PACKAGING PIECES
EC890020	21	7x16 mm ² + 3x25 mm ² + 1x50 mm ²	1/40
EC890021	12	4x16 mm ² + 2x25 mm ²	1/150



All electrical installations must comply with the relevant laws in force, namely that the systems must be properly installed, that can be achieved by using well-done equipments and accessories.

APPROVALS AND CERTIFICATES

ELETTROCANALI has always pursued the global quality of the product and process, in the design, manufacturing and marketing of properly manufactured products, as demonstrated by the Quality System Certification in accordance with standard ISO9001/2015 and the quality approvals given by the most important world certification bodies.



Quality certificate according to the Standard ISO 9001-2015.

"CE" MARKING

ELETTROCANALI confirms that all the products comply with the essential requirements of the Low Voltage Directive 2014/35/UE and they have CE mark.



RoHS REGULATION

ELETTROCANALI has always paid attention to the respect for the environment and to the customers' needs and supplies products complying with the requirements of the European regulation RoHS 2011/65/CE, which obliges manufacturers and distributors of electrical and electronic equipments put into the European market to limit the use of hazardous substances. The Regulation requires that starting from 1st January 2013 all equipments do not contain heavy metals and their compounds such as:-Lead (Pb) - Mercury (Hg) - Cadmium (Cd) - Hexavalent chromium (Cr +6) and some halogenated substances used as flame retardants in plastic raw materials, such as polybrominated-(PDB)-polybrominated diphenyl ethers (PBDEs). Our suppliers' certifications, combined with our controls both of the materials and of the processes ensure the compliance with the Regulation.

WARRANTY

The warranty we grant for all our products has a duration of 24 months from the date of the invoices and it is understood that during this period we undertake to repair or replace those products or equipment that turns out to be defective and therefore not good for the purposes they are meant to. We reserve the right to decide whether to repair or replace the pieces/equipments. We exclude, however, to send our somebody of our staff to check the electrical systems in which our products are installed, except for the cases where, we think it absolutely necessary to control the operating conditions under which our products have been subjected.

Our warranty is valid only if the products/devices have been properly installed, have not been tampered or modified and all the technical indications and specification indicated in our catalogues and instruction sheets have been strictly observed. The warranty doesn't cover the all parts subject to premature wear as well as natural consumption.

The Customer shall give written notice of the faults and defects reported with regard to their exact nature and we will see to the repair or the replacement according to what said above.

PACKAGING

The packaging of ELETTROCANALI products has been designed and made with particular care in order to gain the following objectives:

- Protection of the packed products.
- Personalization guaranteed by the brand and distinctive graphics.
- Optimisation of the shapes and the volumes of the packages so that they can be easily put on pallets or loaded into different containers.
- Rational and modular storage to make the product handling both in wholesale and retail easier.
- Clear and univocal identification of the product thanks to well dimensioned easy-to-read labels with bar code.
- Low environmental impact obtained by packaging complying with the requirements of the actually regulations on recycling.



ELETTROCANALI packing type



Protective packaging for minipallets of rigid conduits



Protective packaging for pallets of pliable conduits

TRANSPORT AND LOGISTICS

The strategical location of the production facilities, together with the availability of wide surfaces destined to storage, has undoubtedly favoured the fast expansion and consolidated the good opinion on ELETTROCANALI brand.

Our customer can always rely on the immediate product availability and a quick delivery, where the "just in time" has become a must in order to be competitive.

ELETTROCANALI grants the customers an accurate delivery service, guaranteed by its fleet of commercial vehicles and by a network of partner-forwarders, capable of fulfilling any transport need.



Ancona Vehicle Fleet



Scanzorosciate Vehicle Fleet



Avellino Vehicle Fleet

TABLE CONCERNING THE RESISTANCE TO ATMOSPHERIC/CHEMICAL AGENTS

	UV-Rays	Mineral Oil	Saline	Acids		Bases		Solvents			
				Thinned	Concentrate	Thinned	Concentrate	Exane C6H14	Benzene C6H6	Acetone C3H6O	Ethanol C2H5OH
SKIRTING BOARD	Resistant	Resistant	Resistant	Resistant	Limited resistance	Resistant	Limited resistance	Not resistant	Not resistant	Limited resistance	Resistant
	UV-Rays	Mineral Oil	Saline	Thinned	Concentrate	Thinned	Concentrate	Exane C6H14	Benzene C6H6	Acetone C3H6O	Ethanol C2H5OH
MINITRUNKINGS	Resistant	Resistant	Resistant	Resistant	Limited resistance	Resistant	Limited resistance	Not resistant	Not resistant	Limited resistance	Resistant
	UV-Rays	Mineral Oil	Saline	Thinned	Concentrate	Thinned	Concentrate	Exane C6H14	Benzene C6H6	Acetone C3H6O	Ethanol C2H5OH
CABLE TRUNKINGS	Resistant	Resistant	Resistant	Resistant	Limited resistance	Resistant	Limited resistance	Not resistant	Not resistant	Limited resistance	Resistant
	UV-Rays	Mineral Oil	Saline	Thinned	Concentrate	Thinned	Concentrate	Exane C6H14	Benzene C6H6	Acetone C3H6O	Ethanol C2H5OH
TRUNKING SYSTEMS FOR AIR CONDITIONING INSTALLATION	Resistant	Resistant	Resistant	Resistant	Limited resistance	Resistant	Limited resistance	Not resistant	Not resistant	Limited resistance	Resistant
	UV-Rays	Mineral Oil	Saline	Thinned	Concentrate	Thinned	Concentrate	Exane C6H14	Benzene C6H6	Acetone C3H6O	Ethanol C2H5OH
SLOTTED TRUNKINGS	Resistant	Resistant	Resistant	Resistant	Limited resistance	Resistant	Limited resistance	Not resistant	Not resistant	Limited resistance	Resistant
	UV-Rays	Mineral Oil	Saline	Thinned	Concentrate	Thinned	Concentrate	Exane C6H14	Benzene C6H6	Acetone C3H6O	Ethanol C2H5OH
INDUSTRIAL PLUGS AND SOCKETS	Resistant	Resistant	Resistant	Resistant	Limited resistance	Resistant	Resistant	Limited resistance	Not resistant	Not resistant	Resistant
	UV-Rays	Mineral Oil	Saline	Thinned	Concentrate	Thinned	Concentrate	Exane C6H14	Benzene C6H6	Acetone C3H6O	Ethanol C2H5OH
DISTRIBUTION BOARDS	Resistant	Limited resistance	Resistant	Resistant	Limited resistance	Resistant	Limited resistance	Limited resistance	Not resistant	Not resistant	Resistant
	UV-Rays	Mineral Oil	Saline	Thinned	Concentrate	Thinned	Concentrate	Exane C6H14	Benzene C6H6	Acetone C3H6O	Ethanol C2H5OH
SURFACE MOUNTING POLYESTER BOARDS	Resistant	Resistant	Resistant	Resistant	Limited resistance	Resistant	Limited resistance	Resistant	Resistant	Limited resistance	Resistant
	UV-Rays	Mineral Oil	Saline	Thinned	Concentrate	Thinned	Concentrate	Exane C6H14	Benzene C6H6	Acetone C3H6O	Ethanol C2H5OH
WALL AND FLUSH MOUNTING MODULAR ENCLOSURES	Resistant	Limited resistance	Resistant	Resistant	Limited resistance	Resistant	Limited resistance	Limited resistance	Not resistant	Not resistant	Limited resistance
	UV-Rays	Mineral Oil	Saline	Thinned	Concentrate	Thinned	Concentrate	Exane C6H14	Benzene C6H6	Acetone C3H6O	Ethanol C2H5OH
WALL MOUNTING JUNCTION BOXES	Resistant	Limited resistance	Resistant	Resistant	Limited resistance	Resistant	Resistant	Resistant	Not resistant	Not resistant	Limited resistance
	UV-Rays	Mineral Oil	Saline	Thinned	Concentrate	Thinned	Concentrate	Exane C6H14	Benzene C6H6	Acetone C3H6O	Ethanol C2H5OH
FLUSH MOUNTING JUNCTION BOXES	Limited resistance	Limited resistance	Resistant	Limited resistance	Not resistant	Resistant	Limited resistance	Limited resistance	Not resistant	Not resistant	Limited resistance
	UV-Rays	Mineral Oil	Saline	Thinned	Concentrate	Thinned	Concentrate	Exane C6H14	Benzene C6H6	Acetone C3H6O	Ethanol C2H5OH
RIGID AND PLIABLE PVC CONDUITS	Resistant	Resistant	Resistant	Resistant	Limited resistance	Resistant	Limited resistance	Not resistant	Not resistant	Limited resistance	Resistant
	UV-Rays	Mineral Oil	Saline	Thinned	Concentrate	Thinned	Concentrate	Exane C6H14	Benzene C6H6	Acetone C3H6O	Ethanol C2H5OH
ACCESSORIES FOR RIGID CONDUITS "SECURITY SYSTEM"	Resistant	Resistant	Resistant	Resistant	Resistant	Resistant	Resistant	Limited resistance	Limited resistance	Resistant	Resistant
	UV-Rays	Mineral Oil	Saline	Thinned	Concentrate	Thinned	Concentrate	Exane C6H14	Benzene C6H6	Acetone C3H6O	Ethanol C2H5OH
CABLE TIES	Resistant	Resistant	Resistant	Limited resistance	Limited resistance	Resistant	Limited resistance	Resistant	Resistant	Resistant	Resistant
	UV-Rays	Mineral Oil	Saline	Thinned	Concentrate	Thinned	Concentrate	Exane C6H14	Benzene C6H6	Acetone C3H6O	Ethanol C2H5OH
CABLE GLANDS	Resistant	Resistant	Resistant	Limited resistance	Limited resistance	Resistant	Limited resistance	Resistant	Resistant	Resistant	Resistant
	UV-Rays	Mineral Oil	Saline	Thinned	Concentrate	Thinned	Concentrate	Exane C6H14	Benzene C6H6	Acetone C3H6O	Ethanol C2H5OH

Note: values of acids, bases and solvents rated at 20° C.

IP PROTECTION DEGREE – Reference Standard EN 60529

The enclosure protection degree against the ingress of solid objects and water is indicated by IP (Ingress protection) followed by two digits; graphic symbols can be added, too.

FIRST DIGIT

The first digit indicates the protection of people against access to dangerous parts and simultaneously the protection of the enclosure against ingress of solid foreign bodies or dust.

- IP0X** Not protected.
- IP1X** Protected against solid objects diam. > 50 mm.
- IP2X** Protected against solid objects diam. > 12,5 mm.
- IP3X** Protected against solid objects diam. > 2,5 mm.
- IP4X** Protected against solid objects diam. > 1 mm.
- IP5X** Protected against dust.
- IP6X** Totally protected against dust.

SECOND DIGIT

The second digit indicates the protection level against the ingress of liquids (water).

- IPX0** Not protected.
- IPX1** Protected against vertical water drop.
- IPX2** Protected against vertical water drop, it forms an angle of 15 ° with the vertical.
- IPX3** Protected against vertical water drop, it forms an angle of 60 ° with the vertical.
- IPX4** Protected against sprayed water.
- IPX5** Protected against water jets.
- IPX6** Protected against strong water jets.
- IPX7** Protected against temporary water immersion.
- IPX8** Protected against constant water immersion.

THIRD ADDITIONAL LETTER (OPTIONAL)

- A** Protected against access to hazardous parts with the back of a hand.
- B** Protected against access to hazardous parts with a finger.
- C** Protected against access to hazardous parts with a tool.
- D** Protected against access to hazardous parts with a wire.

FOURTH ADDITIONAL LETTER (OPTIONAL)

- H** High tension apparatus.
- M** Test with water while apparatus is running.
- S** Test with water while apparatus is stationary.
- W** Weather conditions.

Resistance to abnormal heat - Standard IEC 60695-2-11

Glow Wire Test. It verifies that abnormal heat caused by overcurrents don't compromise the resistance of the insulating material.

Heat source	Result	Test lasting and execution	Peculiar elements	Test temperature	Test temperature	Test temperature	Test temperature
4 mm diameter incandescent wire	Possible flame must extinguish within 30" after the incandescent wire is removed	The incandescent wire must touch the product for 30", it can penetrate but not set on fire or generate incandescent drops.	Time for flame extinguishing	650 °C -For materials that do not support live parts	750 °C -For materials that support live parts of mobile sockets and plugs	850 °C -For materials that support live parts of fixed sockets and switches	960 °C -For materials that support live parts of fixed sockets and switches

Self-extinguishing degree - UL94 Standard

UL Test. Specimen burning time measurement upon heat source removal.

Heat source	Result	Test lasting and execution	Peculiar elements	Test result	Test result	Test result	Test result
Bunsen burner flame	Flame extinguishing time and burning speed	Flame applied for 10" and for two consequent times	Burning lasting	V0: specimen burning less than 10" before self-extinguishing	V1: specimen burning less than 30" before self-extinguishing	V2: specimen burning less than 30" before self-extinguishing with incandescent drops	HB: specimen burning more than 30" (horizontal position and burning speed less than 38 mm/minute)

IK Protection degree against mechanical impact - EN 50102 Standard

Protection degree against mechanical impact. Measurement of impact energy.

IK Code	00	01	02	03	04	05	06	07	08	09	10
Impact energy	Not protected	0,15 Joule	0,2 Joule	0,35 Joule	0,5 Joule	0,7 Joule	1 Joule	2 Joule	5 Joule	10 Joule	20 Joule

Metric cable glands: application table

THREAD mm	HOLE DIAMETER mm	SUITABLE SPANNER FERRULE	THREAD LENGTH mm
16x1,5	16,5	22	8,5
20x1,5	20,5	25	10
25x1,5	25,5	30	10,5
32x1,5	32,5	42	11,5
40x1,5	40,5	52	11,5
50x1,5	50,5	63	16

PG cable glands: application table

PG THREAD	HOLE DIAMETER mm	SUITABLE SPANNER FERRULE	THREAD LENGTH mm
PG7	12,5	16	8,5
PG9	15,5	19	8,5
PG11	19	22	8,5
PG13,5	20,5	24	10
PG16	22,5	27	10,5
PG21	29	33	11,5
PG29	37	42	11,5
PG36	47	50	16
PG42	54	62	16,5
PG48	60	65	16,5

Watertights Joints series BS: application table

THREAD mm	HOLE DIAMETER mm	SUITABLE SPANNER FERRULE	SUITABLE SPANNER NUT	THREAD LENGTH mm
16x1,5	16,5	22	22	14,0
20x1,5	20,5	26	26	14,0
25x1,5	25,5	31	31	14,0
32x1,5	32,5	40	40	14,0
40x1,5	40,5	48	48	20,0
50x1,5	50,5	58	58	20,0

Rigid conduits classification 3321 series TG: diameter table

ITEM	NOMINAL EXTERNAL DIAMETER mm	TOLERANCE	MEDIUM INTERNAL DIAMETER mm
ECTG1516	16	+0 ÷ -0,3	13,3
ECTG1520	20	+0 ÷ -0,3	17,2
ECTG1525	25	+0 ÷ -0,4	21,7
ECTG1532	32	+0 ÷ -0,4	28,3
ECTG1540	40	+0 ÷ -0,4	35,9
ECTG1550	50	+0 ÷ -0,5	45,3
ECTG1563	63	+0 ÷ -0,6	55,5

GAS Thread - Spiral flexible conduit-box straight joint series GX: application table

THREAD	HOLE DIAMETER mm	SUITABLE SPANNER FERRULE	SUITABLE SPANNER NUT	INTERNAL DIAMETER mm	THREAD LENGTH mm
ECGX10	14	22	22	8,28	12
ECGX12	16	22	22	9,80	12
ECGX14	21	24	24	11,88	14
ECGX16	21	27	27	12,90	14
ECGX20	26	32	32	16,39	18
ECGX22	26	32	32	19,40	18
ECGX25	32	40	40	22,08	18
ECGX28	32	40	40	25,88	18
ECGX32	41	46	50	27,69	18
ECGX35	41	46	50	33,48	18
ECGX40	48	55	55	36,68	18
ECGX50	59	66	66	47,01	18

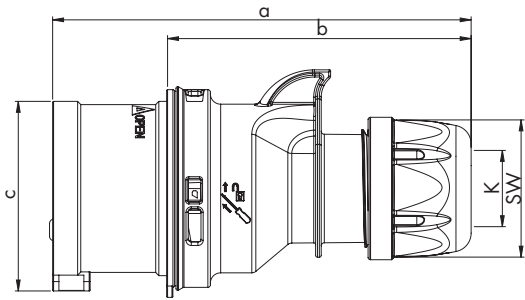
Metric Thread - Spiral flexible conduit-box straight joint series GX: application table

THREAD	HOLE DIAMETER mm	SUITABLE SPANNER FERRULE	SUITABLE SPANNER NUT	INTERNAL DIAMETER mm	THREAD LENGTH mm
ECGX10M	16	22	22	8,28	12
ECGX12M	16	22	22	9,80	12
ECGX16M	16	27	27	12,90	14
ECGX20M	24	32	32	16,39	18
ECGX25M	32	40	40	22,08	18
ECGX32M	40	50	50	27,69	18
ECGX40M	50	58	55	36,68	20
ECGX50M	56	66	66	47,01	19

PG Thread - Spiral flexible conduit-box straight joint series GX: application table

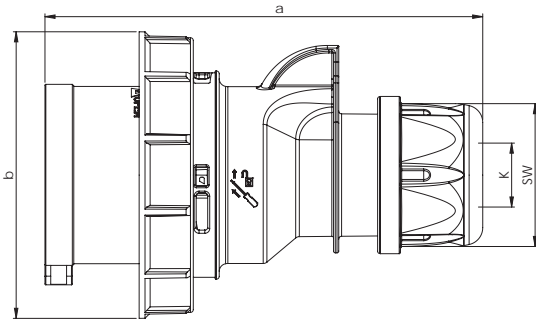
THREAD	HOLE DIAMETER mm	SUITABLE SPANNER FERRULE	SUITABLE SPANNER NUT	INTERNAL DIAMETER mm	THREAD LENGTH mm
ECGX10-9	15	22	22	8,28	12
ECGX12-11	19	22	22	9,80	12
ECGX12-13	20	22	22	9,80	12
ECGX14-13	20	24	24	11,88	14
ECGX16-11	18	27	27	12,90	14
ECGX16-13	20	27	27	12,90	14
ECGX16-16	22	27	27	12,90	14
ECGX20-21	29	32	32	16,39	18
ECGX22-21	29	32	32	19,40	18
ECGX25-29	37	38	40	22,08	18
ECGX28-29	37	40	40	25,88	18
ECGX32-36	47	48	52	27,69	18
ECGX35-36	47	47	52	33,48	18

Mobile plugs type EN 60309 - IP44

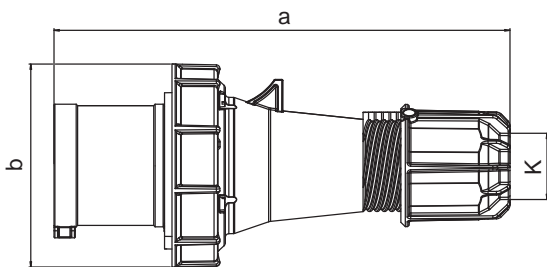


mm	16A			32A		
	2P+⊕	3P+⊕	3P+N+⊕	2P+⊕	3P+⊕	3P+N+⊕
a	122	128	134	150	150	155
b	86	92	98	104	104	109
c	47	53	61	63	63	70
K cavo	6-15	6-15	8-16	11,5-20	11,5-20	11,5-22
SW	42	42	42	50	50	50

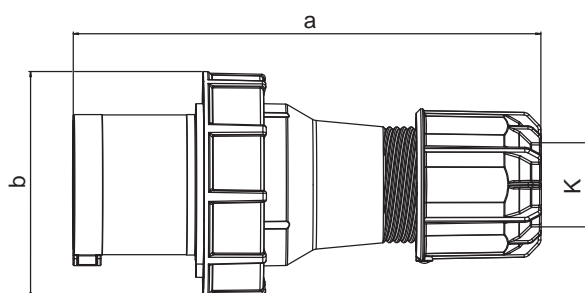
Mobile plugs type EN 60309 - IP67



mm	16A			32A		
	2P+⊕	3P+⊕	3P+N+⊕	2P+⊕	3P+⊕	3P+N+⊕
a	122	128	134	150	150	155
b	71	79	87	93	93	100
K cavo	6-15	6-15	8-16	11,5-20	11,5-20	11,5-22
SW	42	42	42	50	50	50

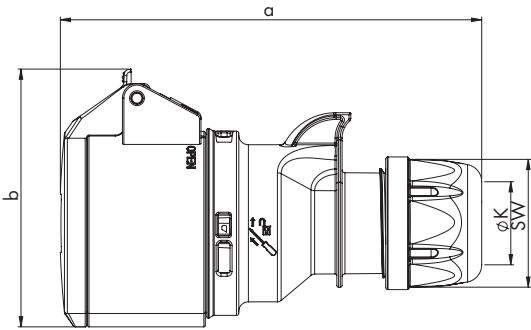


mm	63A		
	2P+⊕	3P+⊕	3P+N+⊕
a	257	257	257
b	114	114	114
K	14,5-36	14,5-36	14,5-36



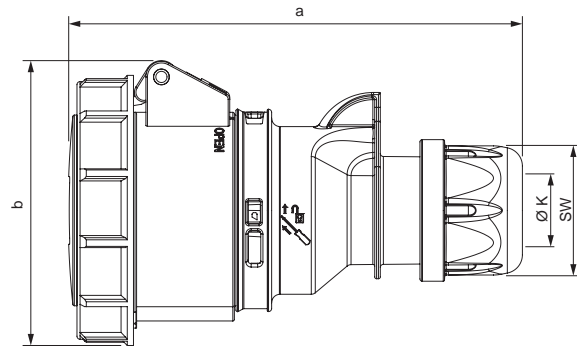
mm	125A		
	2P+⊕	3P+⊕	3P+N+⊕
a	270	270	270
b	131	131	131
K	22,5-50	22,5-50	22,5-50

Mobile sockets type EN 60309 - IP44

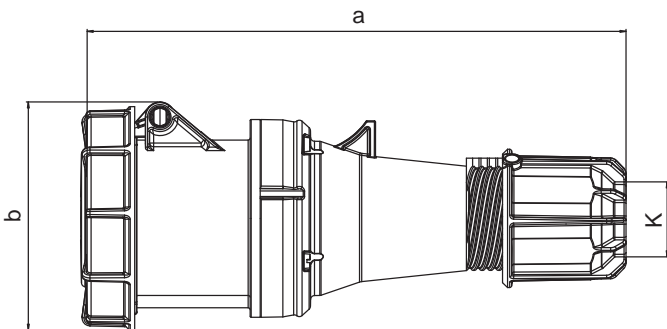


mm	16A			32A		
	2P+⊕	3P+⊕	3P+N+⊕	2P+⊕	3P+⊕	3P+N+⊕
a	133	138	145	161	161	168
b	74	82	89	94	94	99
K cavo	6-15	6-15	8-16	11,5-20	11,5-20	11,5-22
SW	42	42	42	50	50	50

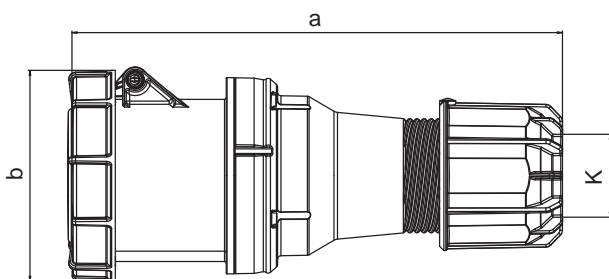
Mobile sockets type EN 60309 - IP67



mm	16A			32A		
	2P+⊕	3P+⊕	3P+N+⊕	2P+⊕	3P+⊕	3P+N+⊕
a	132	139	147	163	163	171
b	78	84	92	96	96	102
K cavo	6-15	6-15	8-16	11,5-20	11,5-20	11,5-22
SW	42	42	42	50	50	50

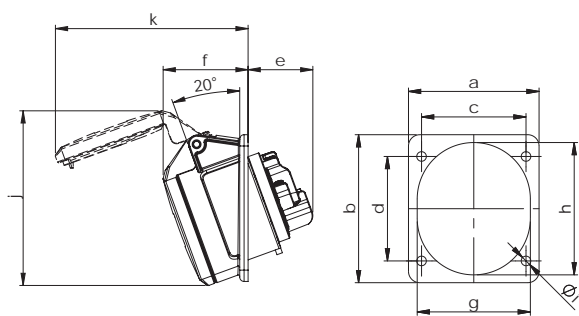


mm	63A		
	2P+⊕	3P+⊕	3P+N+⊕
a	269	269	269
b	114	114	114
K	14,5-36	14,5-36	14,5-36



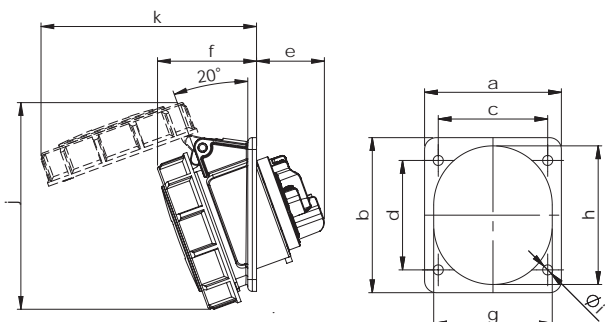
mm	125A		
	2P+⊕	3P+⊕	3P+N+⊕
a	287	287	287
b	124	124	124
K	22,5-50	22,5-50	22,5-50

Inclined panel sockets type EN 60309 - IP44

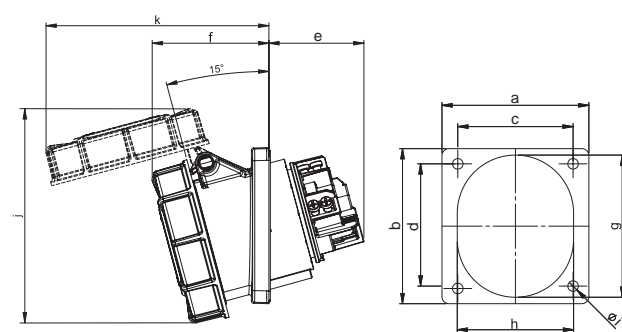


mm	16A			32A		
	2P+⊕	3P+⊕	3P+N+⊕	2P+⊕	3P+⊕	3P+N+⊕
a	75	75	75	80	80	80
b	85	85	85	97	97	97
c	60	60	60	60	60	60
d	60	60	60	73	73	73
e	38	38	39	48	48	48
f	47	47	48	54	54	55
g	51	56	65	65	65	70
h	61	67	76	75	75	80
i	5,5	5,5	5,5	5,5	5,5	5,5
j	85	96	101	105	105	99
k	99	104	111	119	119	130

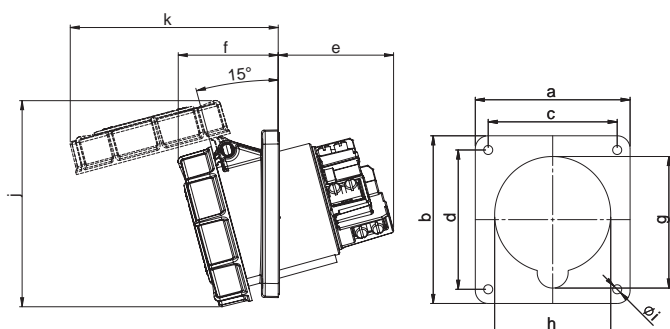
Inclined panel sockets type EN 60309 - IP67



mm	16A			32A		
	2P+⊕	3P+⊕	3P+N+⊕	2P+⊕	3P+⊕	3P+N+⊕
a	75	75	75	80	80	80
b	85	85	85	97	97	97
c	60	60	60	60	60	60
d	60	60	60	73	73	73
e	38	38	39	48	48	48
f	49	50	54	59	59	61
g	51	56	65	65	65	70
h	61	67	76	75	75	80
i	5,5	5,5	5,5	5,5	5,5	5,5
j	97	104	114	120	120	127
k	102	111	119	127	127	133



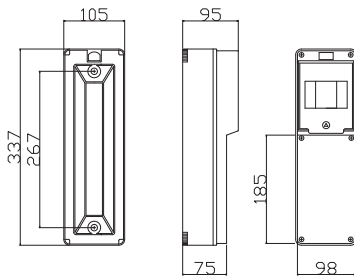
mm	63A		
	2P+⊕	3P+⊕	3P+N+⊕
a	100	100	100
b	112	112	112
c	80	80	80
d	88	88	88
e	64	64	64
f	80	80	80
g	92	92	92
h	82	82	82
i	7	7	7
j	148	148	148
k	154	154	154



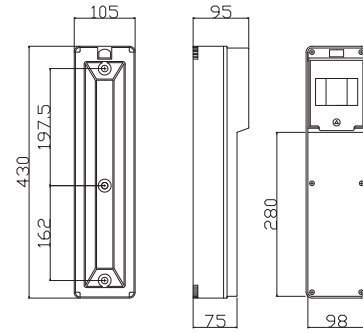
mm	125A		
	2P+⊕	3P+⊕	3P+N+⊕
a	120	120	120
b	130	130	130
c	100	100	100
d	108	108	108
e	92	92	92
f	77	77	77
g	102	102	102
h	90	90	90
i	7	7	7
j	160	160	160
k	162	162	162

Distribution boards Series 690

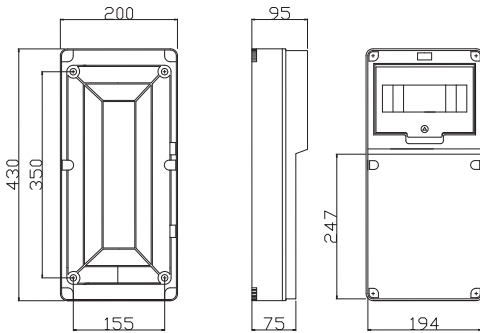
dimensions in mm



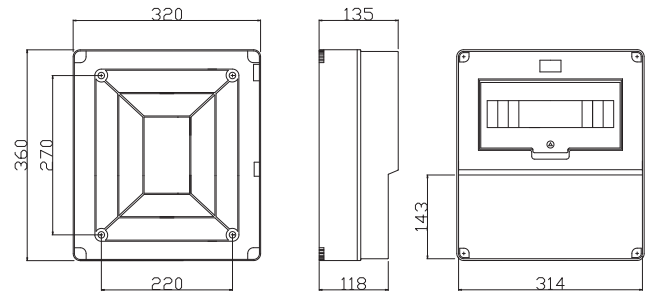
69001/11/21



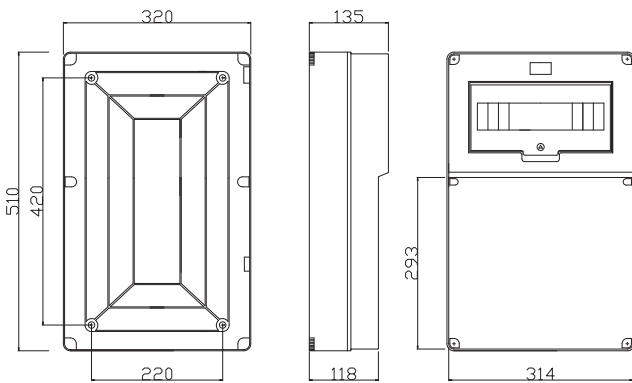
69002/12/22



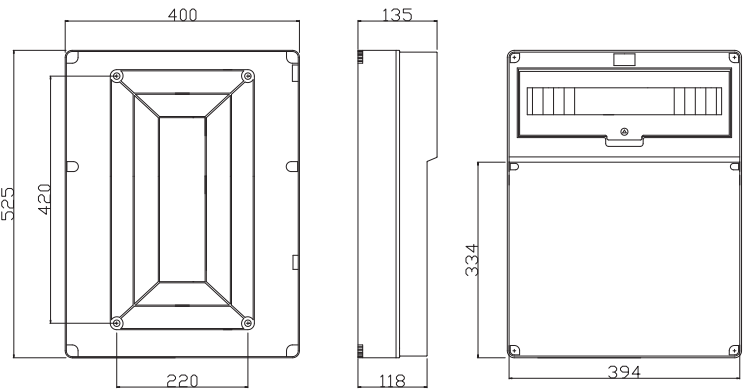
69003/13/23



69004/14/24/34

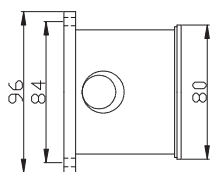


69005/15/25/35/45

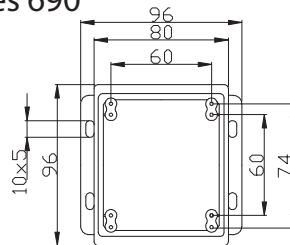


69006/16/26/36/46

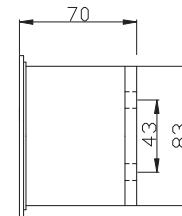
Inclined/straight box for sockets series 690



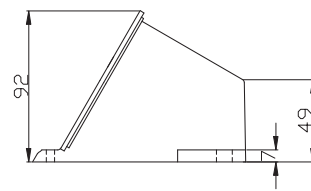
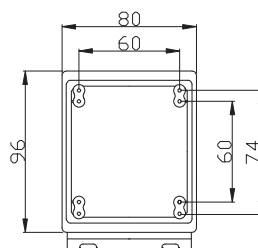
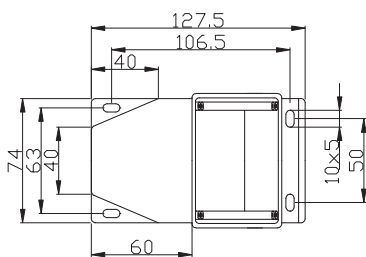
high



front

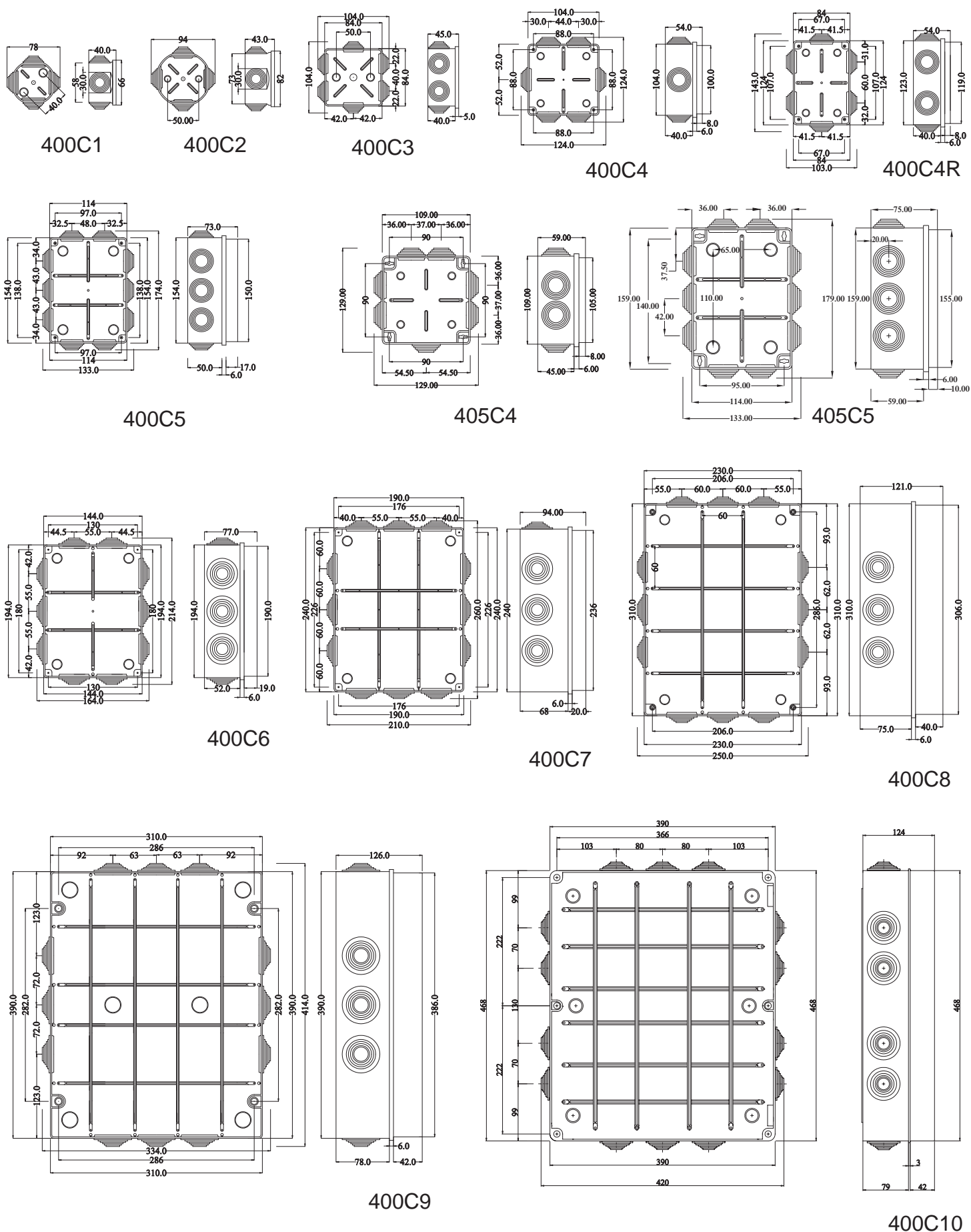


side



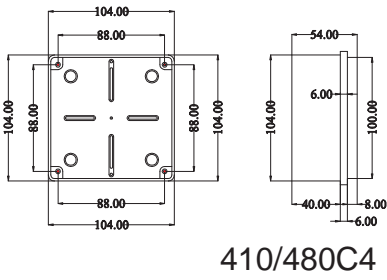
Junction boxes Series 400

dimensions in mm

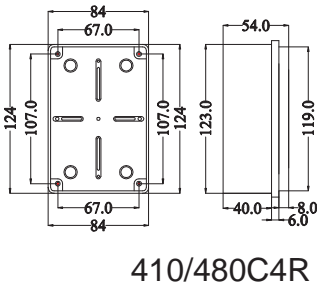


Junction boxes Series 410/420/480

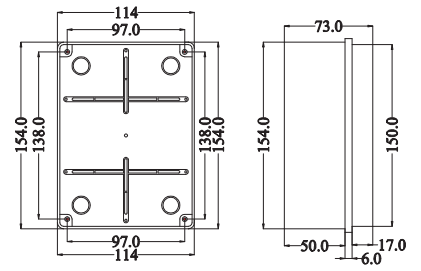
dimensions in mm



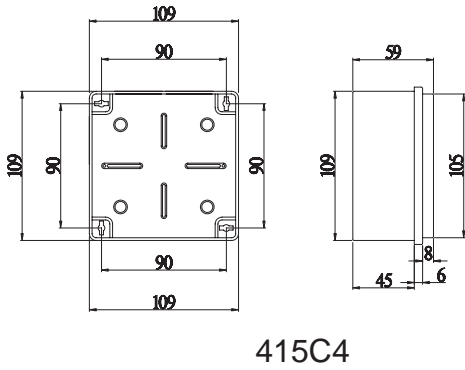
410/480C4



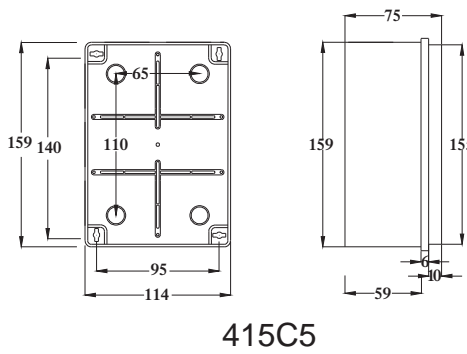
410/480C4R



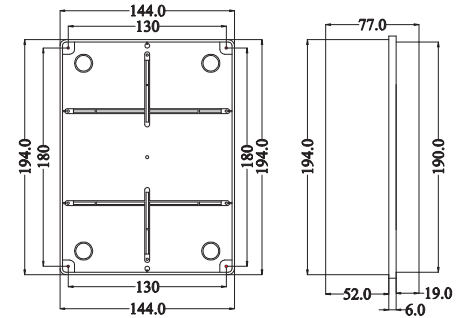
410/420/480C5



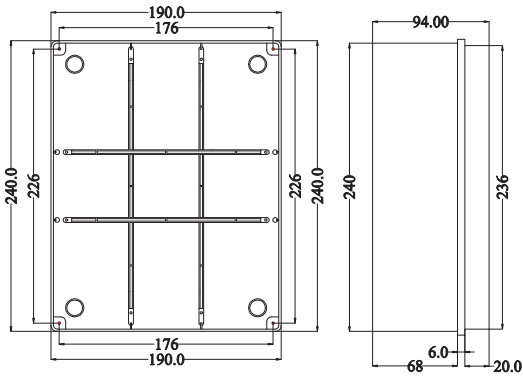
415C4



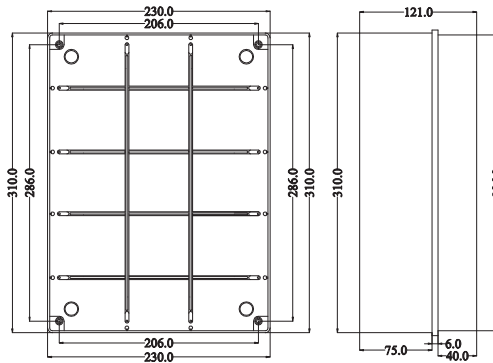
415C5



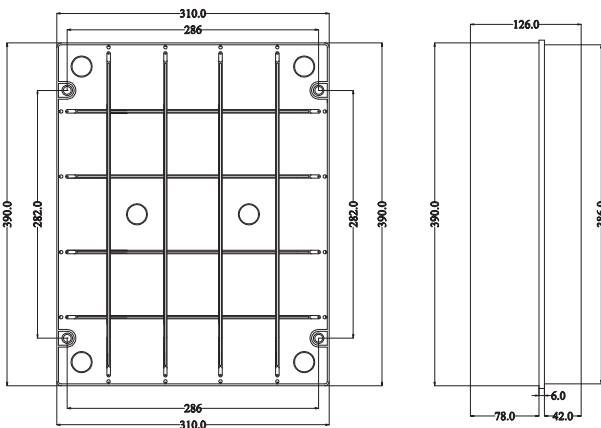
410/420/480C6



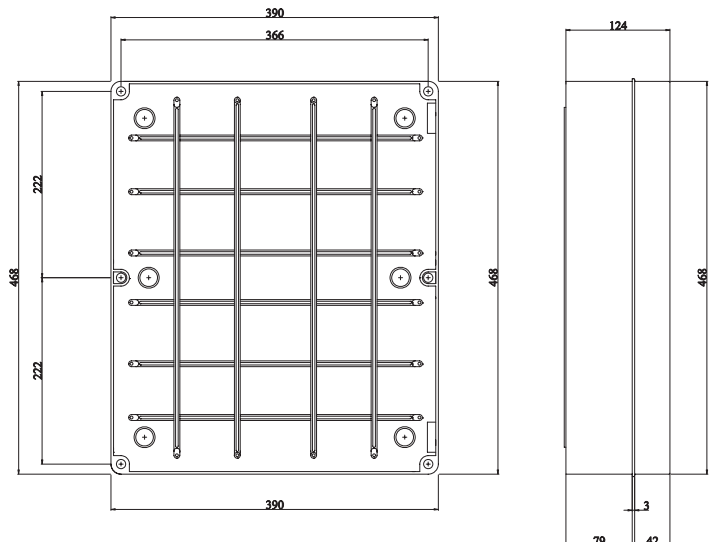
410/420/480C7



410/420/480C8



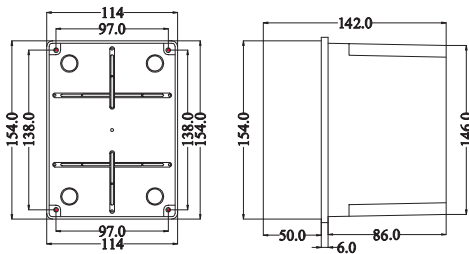
410/420/480C9



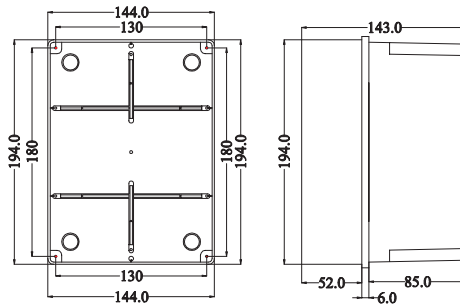
410/420/480C10

Junction boxes Series 430/440/490

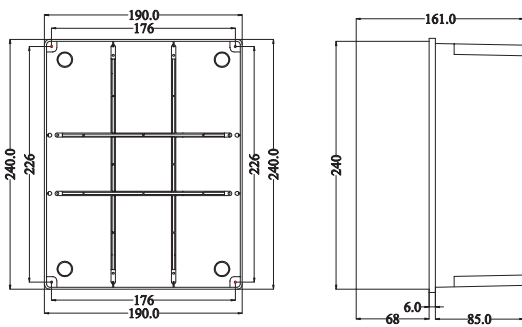
dimensions in mm



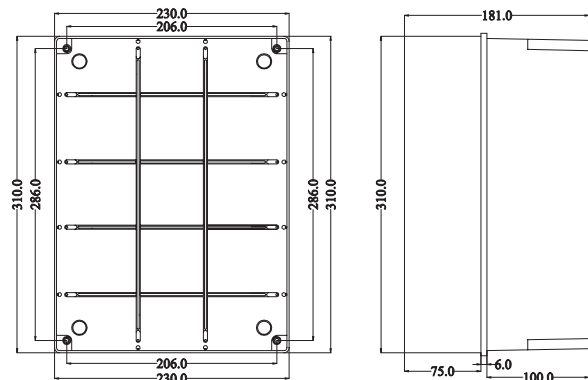
430/440/490C5



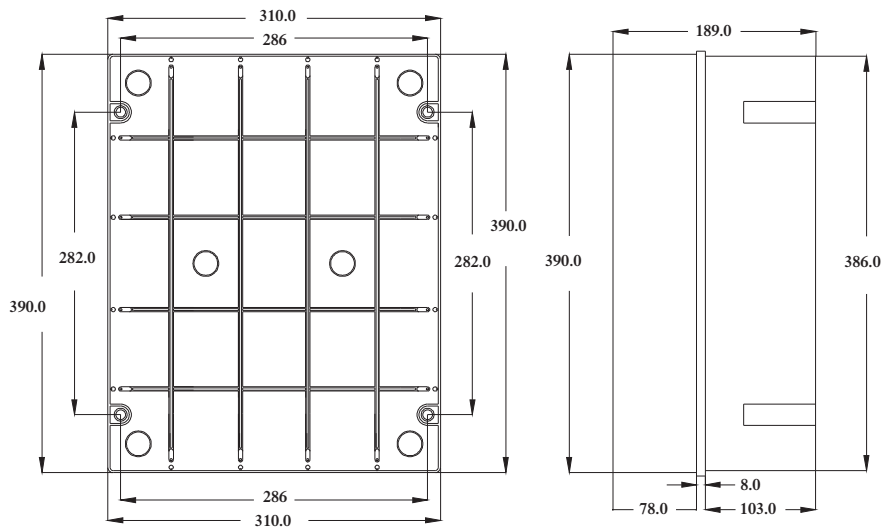
430/440/490C6



430/440/490C7



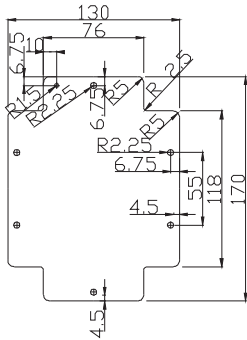
430/440/490C8



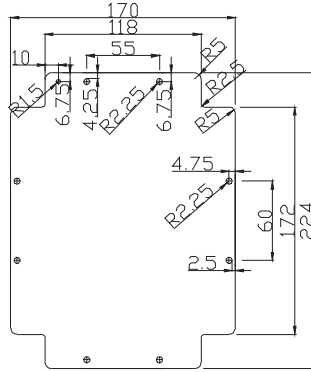
430/440/490C9

Back plates for junction boxes

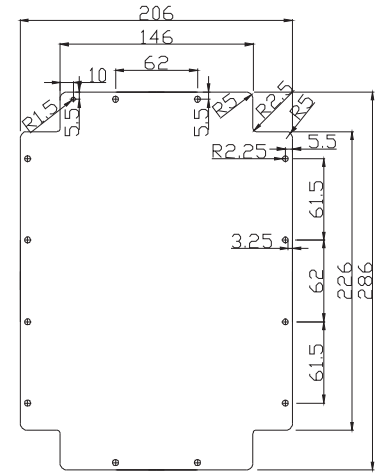
dimensions in mm



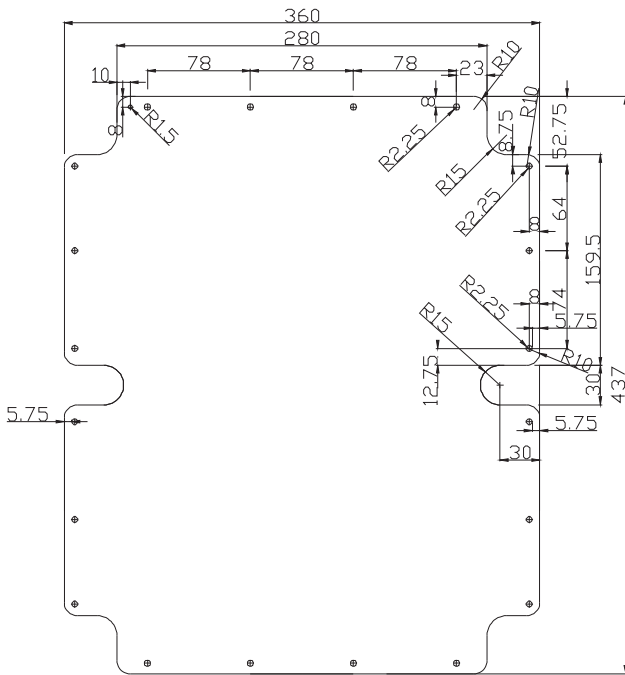
EC450P6-EC451P6



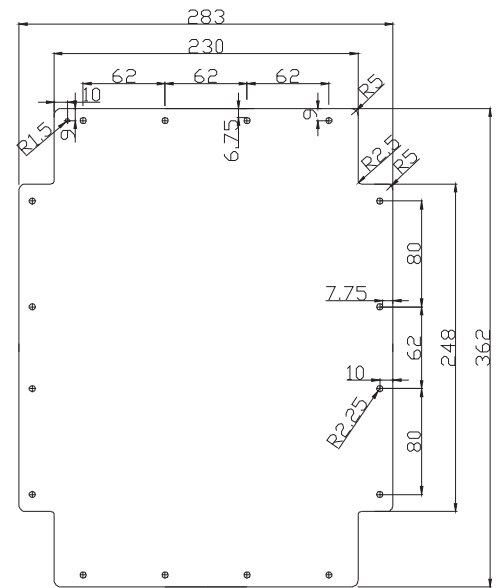
EC450P7-EC451P7



EC450P8-EC451P8



EC450P10-EC451P10



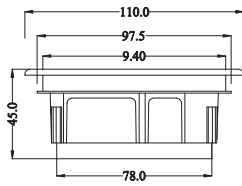
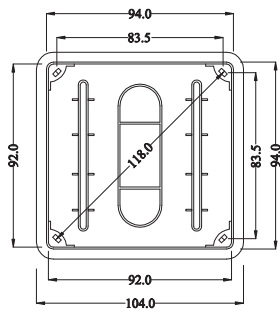
EC450P9-EC451P9

Hole centre distances for wall mounting junction boxes Series 400/410/420/430/440/480/490

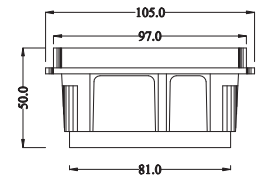
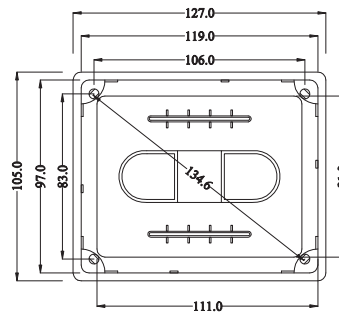
TYPE	INTERNAL DIMENSIONS mm WxH	FIXING NR.	BASE HOLE CENTRE DISTANCE mm	HEIGHT HOLE CENTRE DISTANCE mm	HEIGHT 2 HOLE CENTRE DISTANCE mm
C4	100x100	4	60	60	
C4R	120x80	4	82	42	
C5	150x110	4	112	72	
C6	190x140	4	151	112	
C7	240x190	4	194	140	
C8	300x220	4	251	171	
C9	380x300	6	332	252	124 vertical axes
C10	460x380	6	380	310	300 vertical axes

Junction boxes Series 350

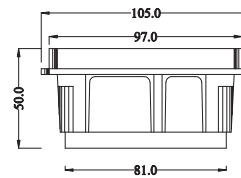
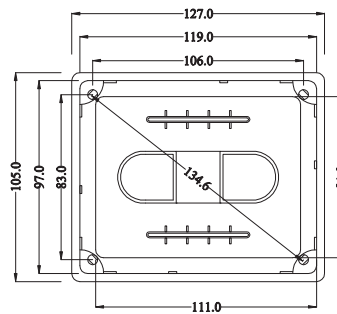
dimensions in mm



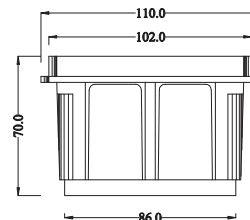
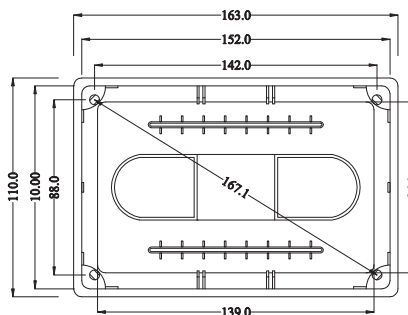
350C1



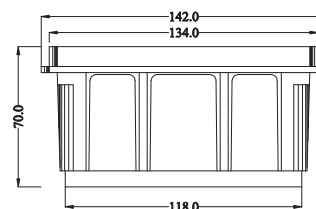
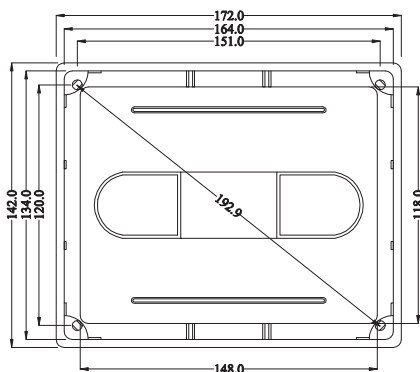
350C2



350C3



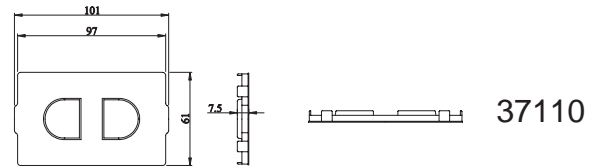
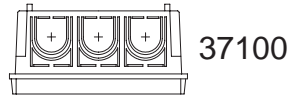
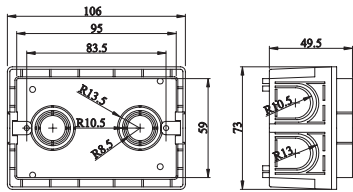
350C4



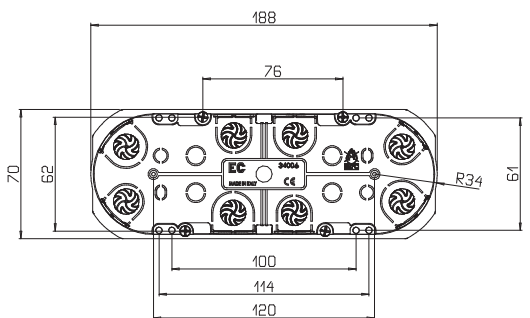
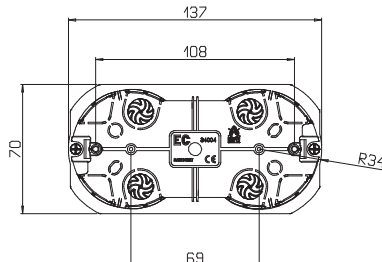
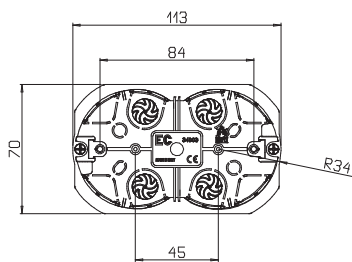
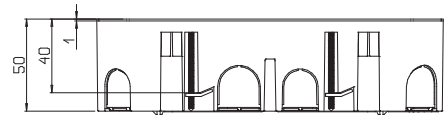
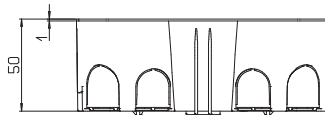
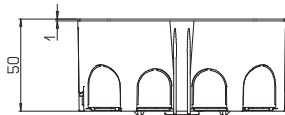
350C5

Junction boxes Series 370

dimensions in mm



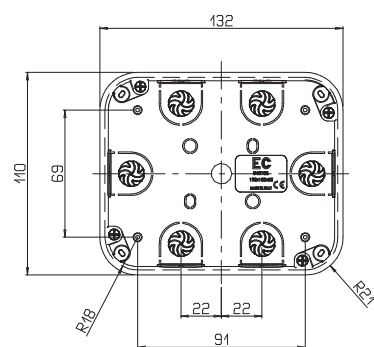
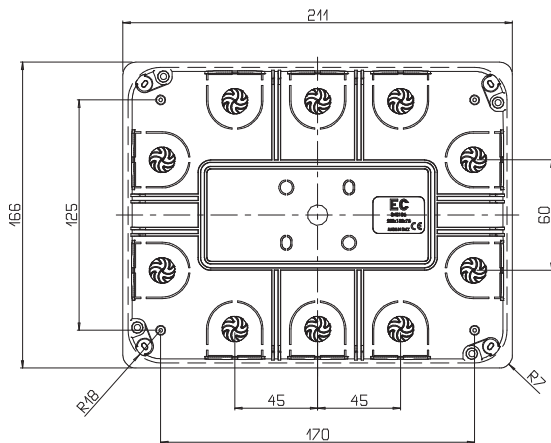
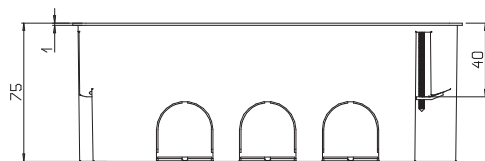
Dry lining installation boxes series 340



EC34003

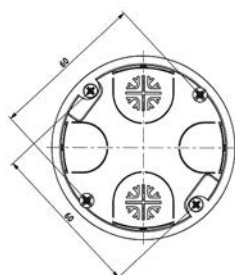
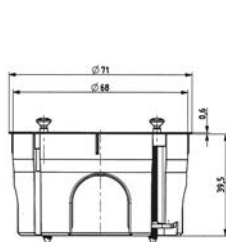
EC34004

EC34006

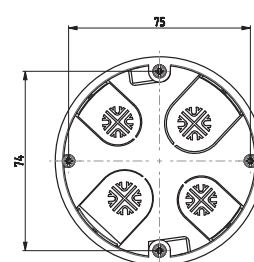


EC340106

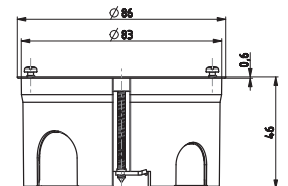
EC340105



EC34040



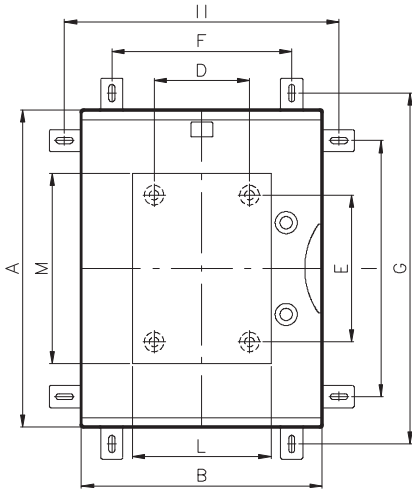
EC34045



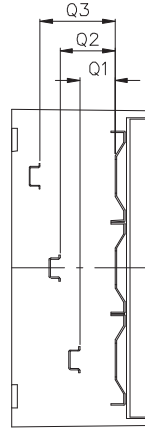
Polyester Boards Series 625

dimensions in mm

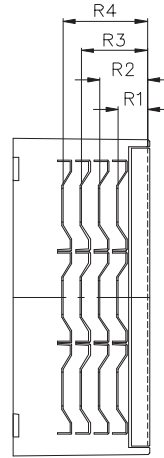
Dimensions and fixings



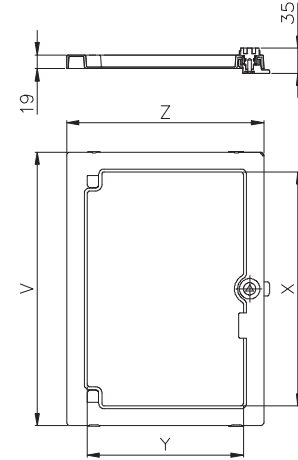
DIN bar - window panel



door - window panel



Counterdoor

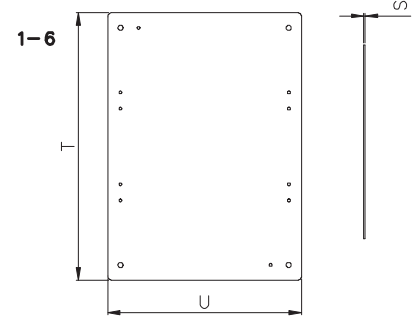


DIM.	MOD.	A	B	C	D	E	F	G	H	I	L	M	W1	W2
I*	---	307	271	171	93	135	188	353	317	224	103	165	---	36
II*	36 (3x12)	432	328	186	130	260	245	478	374	349	160	290	36	62
III*	54 (3x18)	507	436	216	238	335	353	553	482	424	268	385	74	112
IV*	72 (4x18)	657	436	216	238	485	353	703	482	574	268	515	82	124
V*	96 (4x24)	657	546	266	348	485	463	703	592	574	378	515	94	134
VI*	140(5x28)	807	620	322	410	620	537	853	666	724	452	656	138	218

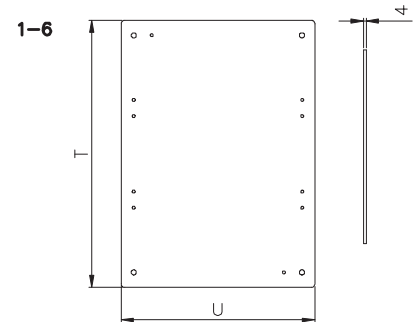
W1: Power loss W with DIN rail and modular window at 48 mm high.

W2: Power loss W with back plate at 15 mm high.

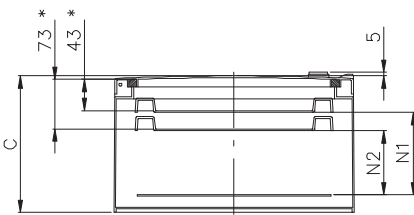
Metal back plate



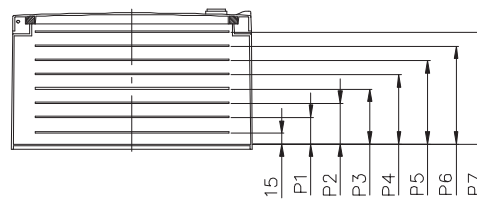
Insulating back plate



Distance between door, counterdoor and plate



Distance between plate and bottom with adjustable supports (optional)

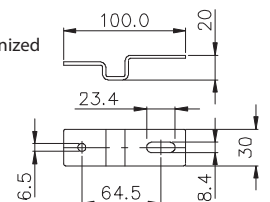


* Reduce by 9 mm with transparent door.

DIM.	MOD.	N1	N2	P1	P2	P3	P4	P5	P6	P7	Q1	Q2	Q3	R1	R2	R3	R4	R5
I*	---	---	---	---	---	---	---	---	---	---	---	---	---	---	---	---	---	---
II*	36 (3x12)	112	82	43	68	---	---	---	---	---	48	75	---	30	55	---	---	---
III*	54 (3x18)	142	112	43	68	83	---	---	---	---	48	75	102	30	55	80	---	---
IV*	72 (4x18)	142	112	43	68	93	---	---	---	---	48	75	102	30	55	80	---	---
V*	96 (4x24)	192	162	43	68	93	118	143	---	---	48	75	102	30	55	80	105	---
VI*	140(5x28)	248	218	43	68	93	118	143	168	193	48	75	102	30	55	80	105	130

M	S	T	U	V	Z	X	Y
I*	1.5	239	207	---	---	---	---
II*	1.5	364	264	373	267	318	210
III*	1.5	439	372	447	377	392	320
IV*	1.5	589	372	597	377	542	320
V*	1.5	589	482	597	487	542	430
VI*	2.0	739	556	747	561	692	504

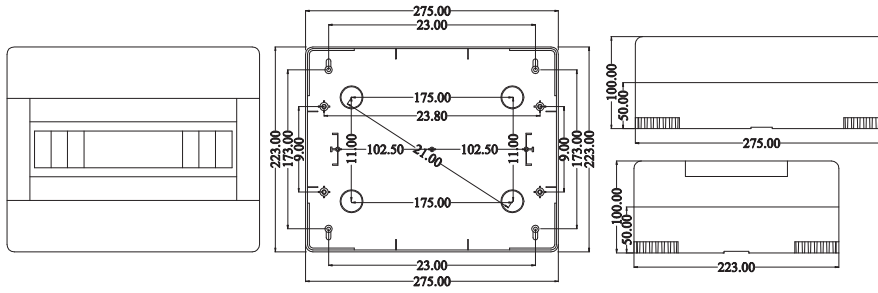
Stainless steel / galvanized



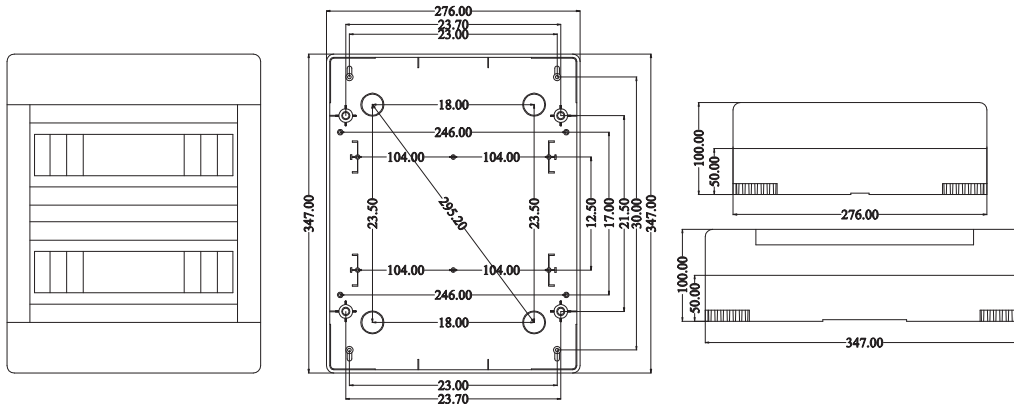
1st. dimension: distance blank door - bottom plate = 142 mm - distance transparent door - bottom plate = 133 mm.

Modular enclosures Series 600/610

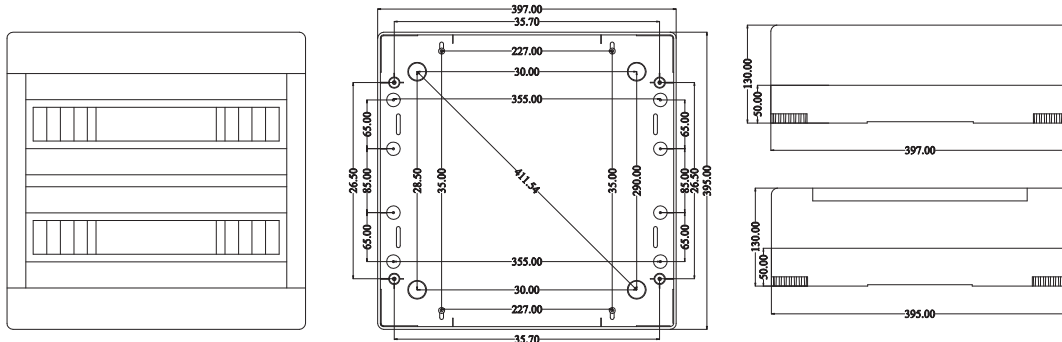
dimensions in mm



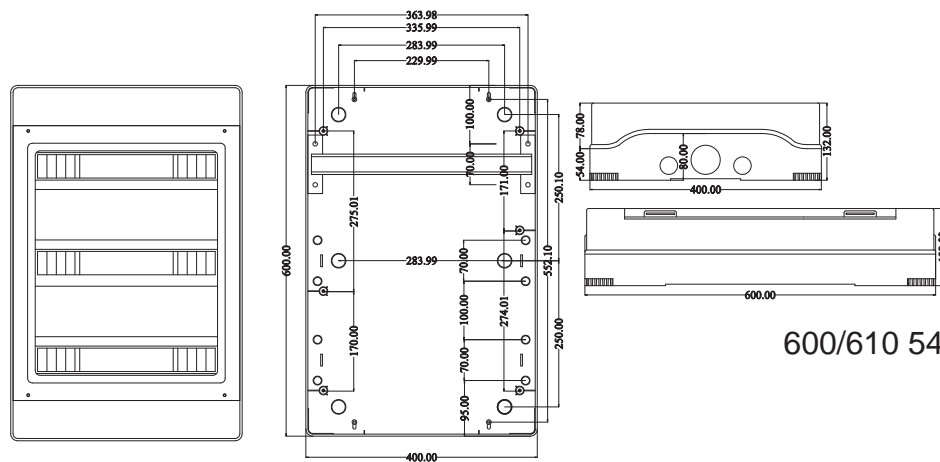
600/610 12



600/610 24



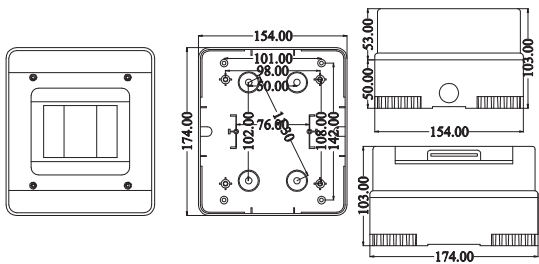
600/610 36



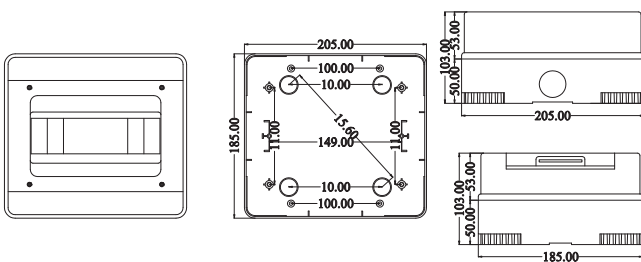
600/610 54

Modular enclosures Series 620

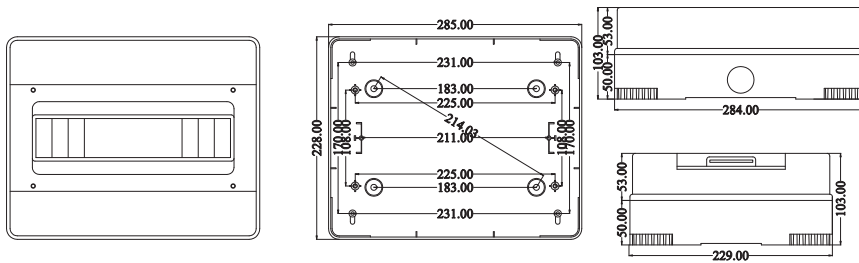
dimensions in mm



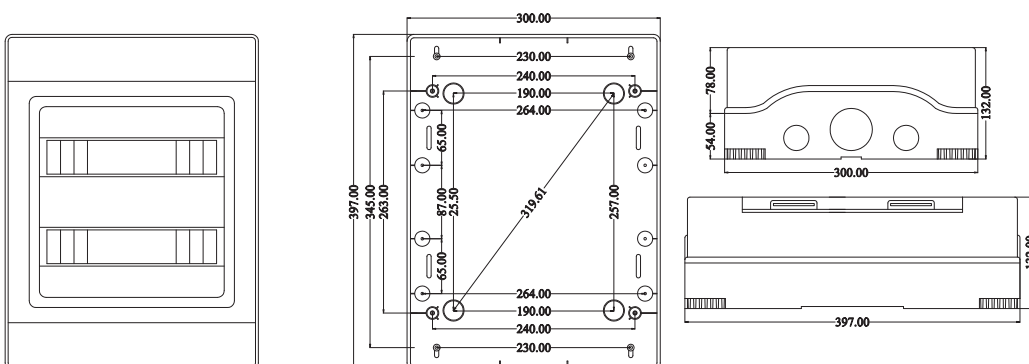
620 04/640 04



620 08/640 08



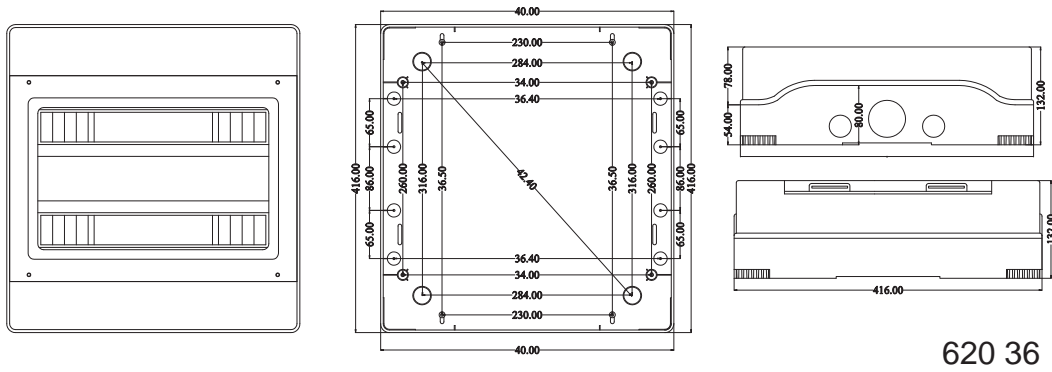
620 12



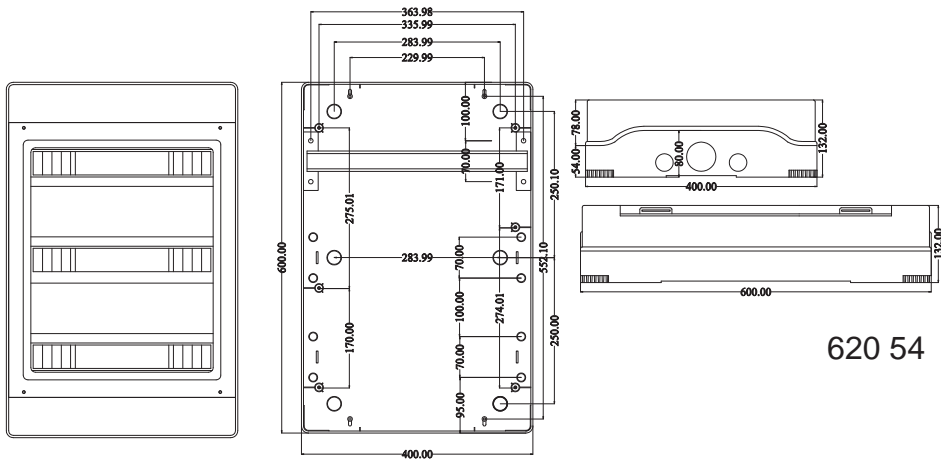
620 24

Modular enclosures Series 620

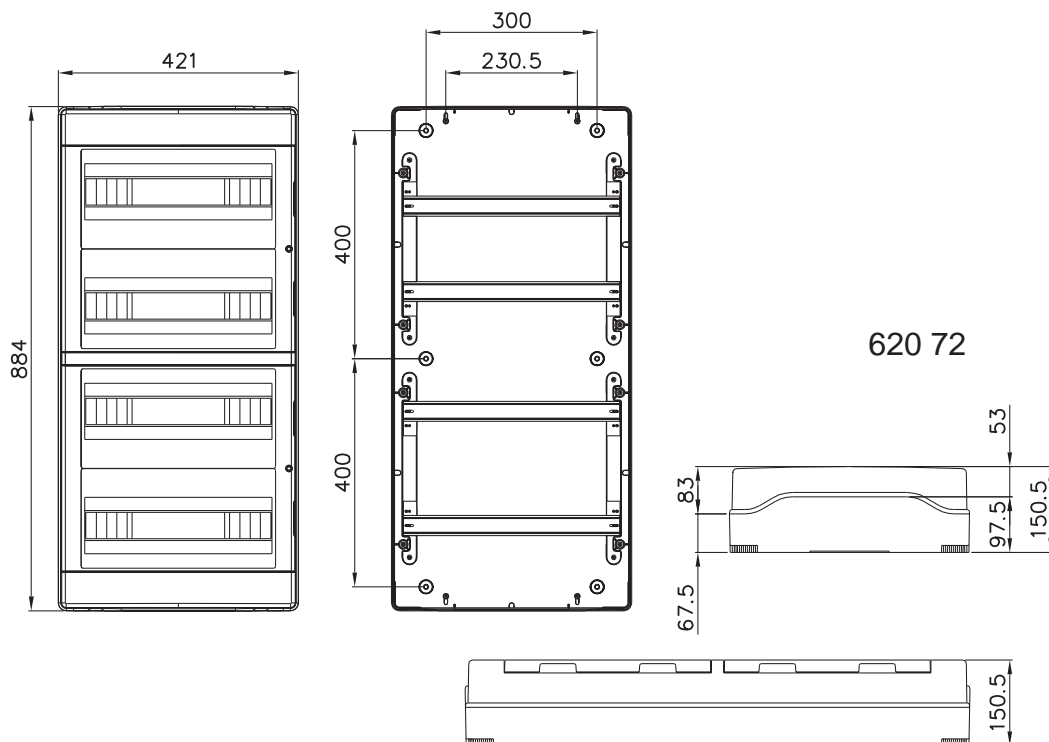
dimensions in mm



620 36



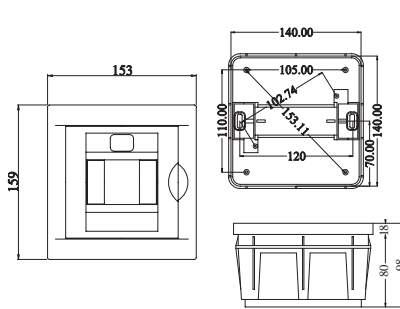
620 54



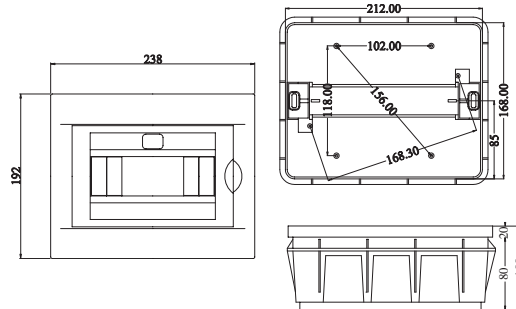
620 72

Modular enclosures Series 630

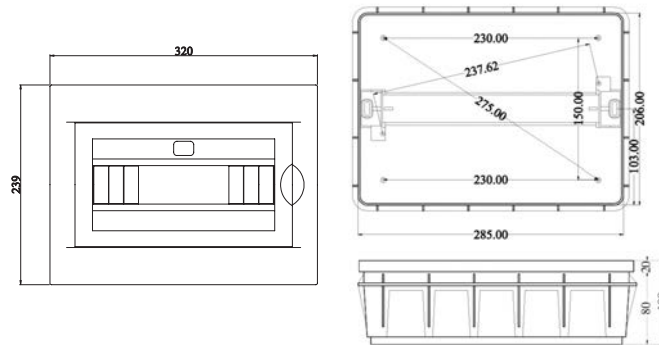
dimensions in mm



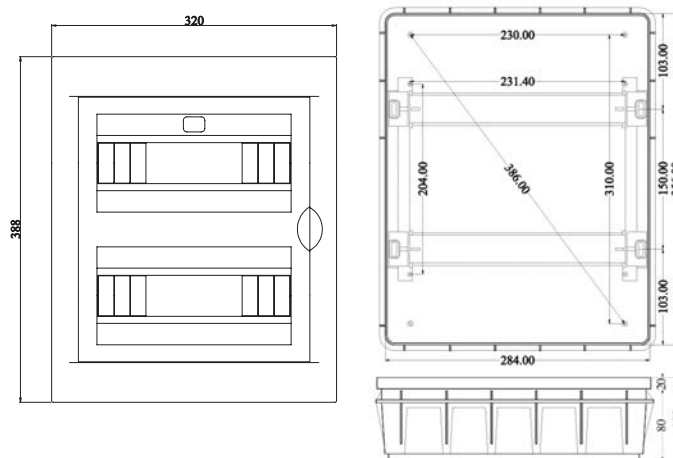
630 04



630 08
635 08B




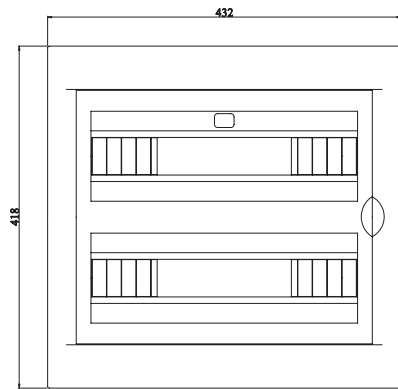
630 12
635 12B



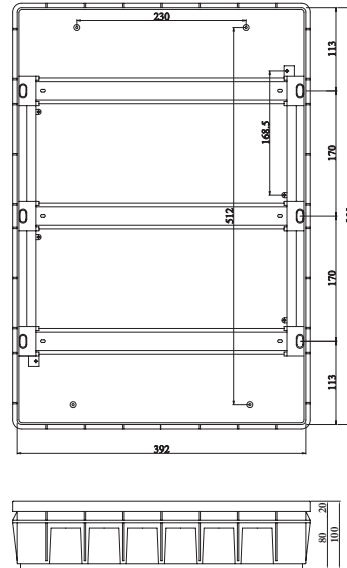
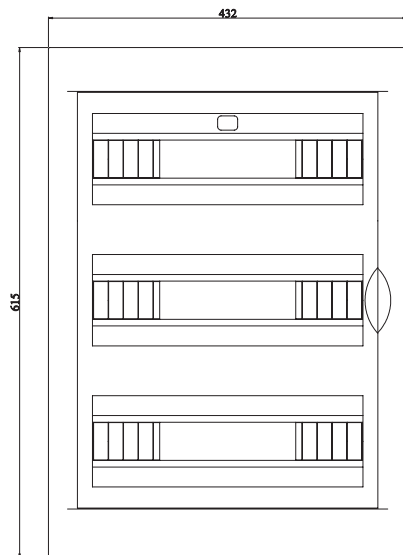
630 24
635 24B

Modular enclosures Series 630

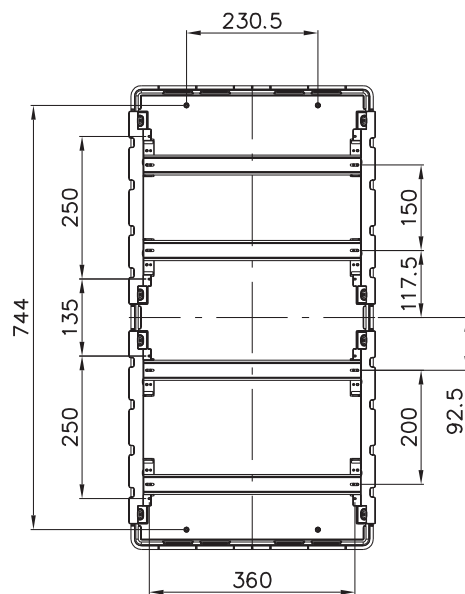
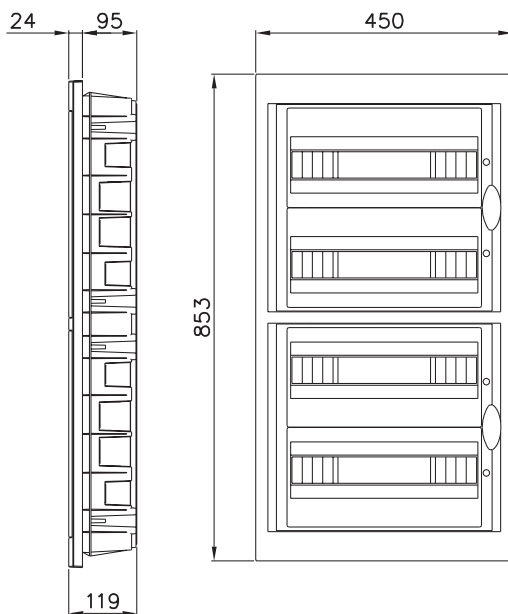
dimensions in mm



630 36



630 54



630 72

ALPHANUMERIC INDEX



Approval key: IMQ =A NF =B ÖVE =C UL US=D RINA =E TEST REPORT = F

Item	Page	Barcode	Packaging	UM	Approvals
202405	151		50	PCE	
202702	152		10	PCE	
202705	152		10	PCE	
EC 160003	53	8032793872993	1/10	PCE	
EC 160004	53	8032793873006	1/10	PCE	
EC 20001	18	8033576770093	24	LM	A
EC 20003	19	8033576770130	5/25	PCE	A
EC 20004	19	8033576770154	5/25	PCE	A
EC 20005	20	8033576770178	1/10	PCE	A
EC 20006	21	8033576770215	5/25	PCE	A
EC 20008	21	8033576770239	5/25	PCE	A
EC 20009	20	8033576770192	1/5	PCE	A
EC 20010	22	8033576770253	1/10	PCE	A
EC 20011	22	8033576770277	1/10	PCE	A
EC 20015	23	8033954876263	1/10	PCE	
EC 20016	23	8033954876287	1/10	PCE	
EC 20101	18	8033576770109	24	LM	A
EC 20103	19	8033576770147	5/25	PCE	A
EC 20104	19	8033576770161	5/25	PCE	A
EC 20105	20	8033576770185	1/10	PCE	A
EC 20106	21	8033576770222	5/25	PCE	A
EC 20108	21	8033576770246	5/25	PCE	A
EC 20109	20	8033576770208	1/5	PCE	A
EC 20110	22	8033576770260	1/10	PCE	A
EC 20111	22	8033576770284	1/10	PCE	A
EC 20115	23	8033954876270	1/10	PCE	
EC 20116	23	8033954876294	1/10	PCE	
EC 20201	18	8032793874591	20	LM	A
EC 20202	18	8032793874607	100	LM	A
EC 20203	19	8032793874614	5	PCE	A
EC 20204	19	8032793874621	5	PCE	A
EC 20205	20	8032793874638	5	PCE	A
EC 20206	21	8032793874645	5/20	PCE	A
EC 20207	21	8032793874652	5/20	PCE	A
EC 20208	21	8032793874669	5/20	PCE	A
EC 20209	20	8032793874676	1/5	PCE	A
EC 20210	24	8032793874683	1/6	PCE	A
EC 20211	24	8032793874690	1/4	PCE	A
EC 20212	25	8032793874706	1/50	PCE	A
EC 20213	25	8032793874713	1/50	PCE	A
EC 20214	25	8033954879066	1/50	PCE	
EC 20215	24	8033954876300	1/10	PCE	
EC 20216	24	8033954876324	1/10	PCE	
EC 20301	18	8032793876724	20	LM	A
EC 20302	18	8032793876731	100	LM	A
EC 20303	19	8032793876748	5	PCE	A
EC 20304	19	8032793876755	5	PCE	A
EC 20305	20	8032793876762	5	PCE	A
EC 20306	21	8032793876779	5/20	PCE	A
EC 20307	21	8032793876786	5/20	PCE	A
EC 20308	21	8032793876793	5/20	PCE	A
EC 20309	20	8032793876809	1/5	PCE	A
EC 20310	24	8032793876816	1/6	PCE	A
EC 20311	24	8032793876823	1/4	PCE	A
EC 20312	25	8032793876830	1/50	PCE	A
EC 20315	24	8033954876317	1/10	PCE	
EC 20316	24	8033954876331	1/10	PCE	
EC 22013555-2	85	8033576778945	16	LM	B
EC 22016555-3	86	8033576778969	16	LM	B
EC 2209055	84	8033576778938	24	LM	B
EC 220AE13555	85	8033576779010	1/8	PCE	B
EC 220AE16555	86	8033576779027	1/8	PCE	B
EC 220AE9055	84	8033576779003	1/10	PCE	B
EC 220AI13555	85	8033576778983	1/10	PCE	B
EC 220AI16555	86	8033576778990	1/10	PCE	B
EC 220AI9055	84	8033576778976	1/10	PCE	B
EC 220AP13555	85	8033576779041	1/8	PCE	B
EC 220AP16555	86	8033576779058	1/8	PCE	B
EC 220AP9055	84	8033576779034	1/10	PCE	B
EC 220CC25	84	8033576779102	50	PCE	B
EC 220CC45	84	8033576779096	50	LM	B
EC 220GA45	84	8033954876430	5/50	PCE	
EC 220GC45	84	8033954876423	5/50	PCE	
EC 220GU16555	86	8033954876416	10/50	PCE	
EC 220GU9055	84	8033954876409	10/50	PCE	
EC 220TI13555	85	8033576779072	2/10	PCE	B
EC 220TI16555	86	8033576779089	2/10	PCE	B
EC 220TI9055	84	8033576779065	2/10	PCE	B
EC 23401	121	8032793878582	112	PCE	
EC 23402	121	8032793878599	84	PCE	
EC 23403	121	8032793878605	112	PCE	
EC 23404	121	8032793878612	70	PCE	
EC 23405	121	8032793878629	50	PCE	
EC 23406	121	8032793878636	50	PCE	
EC 23407	121	8032793878643	32	PCE	
EC 23411	121	8032793878650	112	PCE	
EC 23412	121	8032793878667	84	PCE	
EC 23413	121	8032793878674	112	PCE	
EC 23414	121	8032793878681	70	PCE	
EC 23415	121	8032793878698	50	PCE	
EC 23416	121	8032793878704	50	PCE	
EC 23417	121	8032793878711	32	PCE	
EC 300A1	296	8032636760418	1/60	PCE	
EC 300A2	296	8032636760425	1/60	PCE	
EC 300A3	296	8032636760432	1/40	PCE	
EC 300A4	296	8032793873013	1/30	PCE	
EC 300AAV	296	8032636760449	1/25	PCE	
EC 300AE	296	8032793873020	1/20	PCE	
EC 300A6V	296	8032636760456	1/18	PCE	
EC 310A1	296	8032636760494	1/50	PCE	
EC 310A2	296	8032636760500	1/50	PCE	
EC 310A3	296	8032636760517	1/35	PCE	
EC 310A4	296	8032793873037	1/25	PCE	
EC 310AAV	296	8032636760524	1/20	PCE	
EC 310A6V	296	8032636760531	1/15	PCE	
EC 316B	295	8033954875280	1/40	PCE	
EC 316G	295	8033954875297	1/40	PCE	
EC 316N	295	8033954875303	1/40	PCE	
EC 320B	295	8032636760548	1/30	PCE	
EC 320G	295	8032636760555	1/30	PCE	
EC 320R	295	8032636760562	1/30	PCE	
EC 320T	295	8032636760579	1/30	PCE	

Item	Page	Barcode	Packaging	UM	Approvals
EC 320V	295	8032636760586	1/30	PCE	
EC 34003	309	8033576778044	10/300	PCE	
EC 34004	309	8033576778051	10/230	PCE	
EC 34006	309	8033576778068	10/160	PCE	
EC 340105	310	8033576778105	1/150	PCE	
EC 340106	310	8033676576937	1/40	PCE	
EC 34040	309	8033576778075	10/550	PCE	
EC 34045	310	8033576778099	10/350	PCE	
EC 35005	304	8032636760593	10/100	PCE	
EC 350C1	304	8032636760609	1/240	PCE	A
EC 350C10	304	8033676579914	1/8	PCE	A
EC 350C11	304	8033676579921	1/6	PCE	A
EC 350C1P	305	8032793872825	1/120	PCE	A
EC 350C2	304	8032636760616	1/150	PCE	A
EC 350C2P	305	8032793872832	1/90	PCE	A
EC 350C3	304	8032636760623	1/100	PCE	A
EC 350C3P	305	8032793872849	1/70	PCE	A
EC 350C4	304	8032636760630	1/80	PCE	A
EC 350C4P	305	8032793872856	1/80	PCE	A
EC 350C5	304	8032636760647	1/60	PCE	A
EC 350C5P	305	8032793872863	1/60	PCE	A
EC 350C6	304	8032636760654	1/40	PCE	A
EC 350C6P	305	8032793872870	1/40	PCE	A
EC 350C7	304	8032636760661	1/28	PCE	A
EC 350C7P	305	8032793872887	1/28	PCE	A
EC 350C8	304	8032636760678	1/20	PCE	A
EC 350C8P	305	8032793872894	1/20	PCE	A
EC 350C9	304	8032636760685	1/18	PCE	A
EC 350C9P	305	8032793872900	1/18	PCE	A
EC 35105	304	8033676579952	10	PCE	
EC 351C1	306	8032636760692	1/200	PCE	
EC 351C10	306	8033676579938	1/20	PCE	
EC 351C11	306	8033676579945	1/10	PCE	
EC 351C3	306	8032636760708	1/150	PCE	
EC 351C4	306	8032636760715	1/120	PCE	
EC 351C5	306	8032636760722	1/100	PCE	
EC 351C6	306	8032636760739	1/50	PCE	
EC 351C7	306	8032636760746	1/50	PCE	
EC 351C8	306	8032636760753	1/50	PCE	
EC 351C9	306	8032636760760	1/30	PCE	
EC 37065	308	8032636760890	10/600	PCE	
EC 37085	308	8032636760906	10/400	PCE	
EC 37100	307	8032636760913	10/400	PCE	A
EC 37104	307	8033576778440	10/240	PCE	A
EC 37106	307	8033576778457	10/150	PCE	A
EC 37110	307	8032636760920	10/400	PCE	
EC 37111	307	8032636760937	20/200	PCE	
EC 37160	308	8033576778235	50/2000	PCE	
EC 37165	308	8032636760944	50/800	PCE	
EC 37180	308	8033576778112	50/1200	PCE	
EC 37185	308	8032636760951	50/600	PCE	
EC 37301	307	8033576778136	300	PCE	
EC 400C1	278	8032636760982	5/120	PCE	A
EC 400C10	279	8032636769954	1/4	PCE	A
EC 400C10A	285	8032636769961	1/4	PCE	A
EC 400C1A	284	8032636760999	5/120	PCE	
EC 400C2	278	8032636761002	5/150	PCE	A
EC 400C2A	284	8032636761019	5/150	PCE	
EC 400C3	278	8032636761026	5/160	PCE	A
EC 400C3A	284	8032636761033	5/160	PCE	
EC 400C4	279	8032636761040	1/90	PCE	A
EC 400C4A	285	8032636761057	1/90	PCE	A
EC 400C4R	279	8032636761064	1/90	PCE	A
EC 400C4RA	285	8032636761071	1/90	PCE	A
EC 400C5	279	8032636761088	1/45	PCE	A
EC 400C5A	285	8032636761095	1/45	PCE	A
EC 400C6	279	8032636761101	1/25	PCE	A
EC 400C6A	285	8032636761118	1/25	PCE	A
EC 400C7	279	8032636761125	1/14	PCE	A
EC 400C7A	285	8032636761132	1/14	PCE	A
EC 400C8	279	8032636761149	1/6	PCE	A
EC 400C8A	285	8032636761156	1/6	PCE	A
EC 400C9	279	8032636761163	1/4	PCE	A
EC 400C9A	285	8032636761170	1/4	PCE	A
EC 400KV1	292	8053676576821	10	PCE	
EC 400KV2	292	8053676576838	10	PCE	
EC 400KV3	292	8053676577415	10	PCE	
EC 401C4	289	8033576778266	1/60	PCE	
EC 401CA4	290	8033576778297	1/60	PCE	
EC 401C5	289	8033576778273	1/45	PCE	
EC 401CSA	290	8033576778303	1/45	PCE	
EC 40					

Approval key: IMQ



NF NF = B



UL C **RA** US = D



TEST REPORT = F

Item	Page	Barcode	Packaging	UM	Approvals
EC 415C5	289	8033576778341	1/42	PCE	
EC 415C5A	290	8033576778358	1/42	PCE	
EC 416C4A	291	8033576778365	1/80	PCE	
EC 416C5A	291	8033576778372	1/42	PCE	
EC 420C10	281	8032636769992	1/4	PCE	A
EC 420C5	281	8032636761521	1/42	PCE	A
EC 420C6	281	8032636761538	1/24	PCE	A
EC 420C7	281	8032636761545	1/16	PCE	A
EC 420C8	281	8032636761552	1/6	PCE	A
EC 420C9	281	8032636761569	1/4	PCE	A
EC 430C5	282	8032636761576	1/18	PCE	A
EC 430C6	282	8032636761583	1/16	PCE	A
EC 430C7	282	8032636761590	1/8	PCE	A
EC 430C8	282	8032636761606	1/4	PCE	A
EC 430C9	282	8032636763051	1/3	PCE	A
EC 440C5	283	8032636761613	1/18	PCE	A
EC 440C6	283	8032636761620	1/16	PCE	A
EC 440C7	283	8032636761637	1/8	PCE	A
EC 440C8	283	8032636761644	1/4	PCE	A
EC 440C9	283	8032636764676	1/3	PCE	A
EC 450P10	292	8032793870029	1/10	PCE	
EC 450P6	292	8032636761651	1/30	PCE	
EC 450P7	292	8032636761668	1/30	PCE	
EC 450P8	292	8032636761675	1/20	PCE	
EC 450P9	292	8032636761682	1/10	PCE	
EC 451P10	292	8032793878858	1/10	PCE	
EC 451P6	292	8032793878810	1/30	PCE	
EC 451P7	292	8032793878827	1/30	PCE	
EC 451P8	292	8032793878834	1/20	PCE	
EC 451P9	292	8032793878841	1/10	PCE	
EC 455P2	294	8033954874283	1/30	PCE	
EC 455P3	294	8033954874290	1/30	PCE	
EC 455P4	294	8033954874306	1/30	PCE	
EC 455P5	294	8033954874313	1/20	PCE	
EC 455P6	294	8033954874320	1/10	PCE	
EC 455P7	294	8033954874337	1/10	PCE	
EC 460	120	8032636761699	20	PCE	
EC 46015	120	8033576779188	10	PCE	
EC 460C10	304	8033676579969	10	PCE	
EC 460D10	292	8032793870036	10	PCE	
EC 460D5	292	8032636761705	10	PCE	
EC 460D6	292	8032636761712	10	PCE	
EC 460D7	292	8032636761729	10	PCE	
EC 460D8	292	8032636761736	10	PCE	
EC 460D9	292	8032636761743	10	PCE	
EC 460F	120	8032636761750	20	PCE	
EC 465D1	294	8033954874344	10	PCE	
EC 465D2	294	8033954874351	10	PCE	
EC 465D3	294	8033954874368	10	PCE	
EC 465D4	294	8033954874375	10	PCE	
EC 465D5	294	8033954874382	10	PCE	
EC 465D6	294	8033954874399	10	PCE	
EC 465D7	294	8033954874405	10	PCE	
EC 47020	293	8032636761767	100/800	PCE	
EC 47025	293	8032636761774	100/600	PCE	
EC 47025S	293	8032793879930	100/600	PCE	
EC 47032	293	8032636761781	100/500	PCE	
EC 47040	293	8032636761798	100/300	PCE	
EC 480C10	287	8032793870012	1/4	PCE	A
EC 480C4	287	8032636761804	1/100	PCE	A
EC 480C4R	287	8032636761811	1/100	PCE	A
EC 480C5	287	8032636761828	1/42	PCE	A
EC 480C6	287	8032636761835	1/24	PCE	A
EC 480C7	287	8032636761842	1/16	PCE	A
EC 480C8	287	8032636761859	1/6	PCE	A
EC 480C9	287	8032636761866	1/4	PCE	A
EC 485C1	294	8033954874214	1/32	PCE	
EC 485C2	294	8033954874221	1/24	PCE	
EC 485C3	294	8033954874238	1/16	PCE	
EC 485C4	294	8033954874245	1/18	PCE	
EC 485C5	294	8033954874252	1/8	PCE	
EC 485C6	294	8033954874269	1/2	PCE	
EC 485C7	294	8033954874276	1/2	PCE	
EC 490C5	288	8032636761873	1/18	PCE	A
EC 490C6	288	8032636761880	1/16	PCE	A
EC 490C7	288	8032636761897	1/8	PCE	A
EC 490C8	288	8032636761903	1/4	PCE	A
EC 490C9	288	8032636765796	1/3	PCE	A
EC 50007	359	8032636761910	50/1200	PCE	
EC 50009	359	8032636761927	50/1200	PCE	
EC 50011	359	8032636761934	50/600	PCE	
EC 50013	359	8032636761941	50/600	PCE	
EC 50016	359	8032636761958	50/300	PCE	
EC 50021	359	8032636761965	50/300	PCE	
EC 50029	359	8032636761972	25/150	PCE	
EC 50036	359	8032636761989	15/90	PCE	
EC 50042	359	8032636761996	10/60	PCE	
EC 50048	359	8032636762009	5/30	PCE	
EC 51007	359	8032636762061	50/200/1200	PCE	
EC 51007N	359	8032636762078	50/200/1200	PCE	
EC 51009	359	8032636762085	50/200/1200	PCE	
EC 51009N	359	8032636762092	50/200/1200	PCE	
EC 51011	359	8032636762108	50/100/600	PCE	
EC 51011N	359	8032636762115	50/100/600	PCE	
EC 51013	359	8032636762122	100/600	PCE	
EC 51013N	359	8032636762139	100/600	PCE	
EC 51016	359	8032636762146	50/300	PCE	
EC 51016N	359	8032636762153	50/300	PCE	
EC 51021	359	8032636762160	50/300	PCE	
EC 51021N	359	8032636762177	50/300	PCE	
EC 51029	359	8032636762184	25/150	PCE	
EC 51029N	359	8032636762191	25/150	PCE	
EC 51036	359	8032636762207	15/90	PCE	
EC 51036N	359	8032636762214	15/90	PCE	
EC 51042	359	8032636762221	10/60	PCE	
EC 51042N	359	8032636762238	10/60	PCE	
EC 51048	359	8032636762245	5/30	PCE	
EC 51048N	359	8032636762252	5/30	PCE	
EC 52007	361	8032636762269	50/1000	PCE	
EC 52009	361	8032636762276	50/1000	PCE	
EC 52011	361	8032636762283	50/1000	PCE	
EC 52013	361	8032636762290	50/1000	PCE	

Item	Page	Barcode	Packaging	UM	Approvals
EC 52016	361	8032636762306	50/500	PCE	
EC 52016M	361	8032636762313	50/500	PCE	
EC 52020M	361	8032636762320	50/500	PCE	
EC 52021	361	8032636762337	50/500	PCE	
EC 52025M	361	8032636762344	25/500	PCE	
EC 52029	361	8032636762351	25/500	PCE	
EC 52032M	361	8032636762368	25/300	PCE	
EC 52036	361	8032636762375	25/300	PCE	
EC 52040M	361	8032636762382	10/300	PCE	
EC 52042	361	8032636762399	10/500	PCE	
EC 52048	361	8032636762405	10/500	PCE	
EC 52050M	361	8032636762412	10/300	PCE	
EC 52121	152	8033954873590	10/50	PCE	
EC 52129	152	8033954873606	10/50	PCE	
EC 52136	152	8033954873613	10/50	PCE	
EC 52207	362	8033954873750	100/1000	PCE	
EC 52209	362	8033954873767	100/1000	PCE	
EC 52211	362	8033954873774	100/1000	PCE	
EC 52213	362	8033954873781	100/1000	PCE	
EC 52216	362	8033954873798	100/1000	PCE	
EC 52221	362	8033954873804	100/1000	PCE	
EC 52229	362	8033954873811	50/500	PCE	
EC 52236	362	8033954873828	50/500	PCE	
EC 52242	362	8033954873835	50	PCE	
EC 52248	362	8033954873842	50	PCE	
EC 52312	362	8033954873859	100/1000	PCE	
EC 52316	362	8033954873866	100/1000	PCE	
EC 52320	362	8033954873873	100/1000	PCE	
EC 52325	362	8033954873880	100/1000	PCE	
EC 52332	362	8033954873887	50/500	PCE	
EC 52340	362	8033954873903	50/500	PCE	
EC 52350	362	8033954873910	50	PCE	
EC 52363	362	8033954873927	50	PCE	
EC 53007	361	8032636762429	100/1000	PCE	
EC 53009	361	8032636762436	100/1000	PCE	
EC 53011	361	8032636762443	100/1000	PCE	
EC 53013	361	8032636762450	100/1000	PCE	
EC 53016	361	8032636762467	100/500	PCE	
EC 53016M	361	8032636762474	100/1000	PCE	
EC 53020M	361	8032636762481	100/1000	PCE	
EC 53021	361	8032636762498	100/500	PCE	
EC 53025M	361	8032636762504	100/500	PCE	
EC 53029	361	8032636762511	100/500	PCE	
EC 53032M	361	8032636762528	100/500	PCE	
EC 53036	361	8032636762535	100/500	PCE	
EC 53040M	361	8032636762542	50/500	PCE	
EC 53042	361	8032636762559	50/500	PCE	
EC 53048	361	8032636762566	50/500	PCE	
EC 53050M	361	8032636762573	50/500	PCE	
EC 54016	360	8032636762580	100/600	PCE	
EC 54020	360	8032636762597	100/600	PCE	
EC 54025	360	8032636762603	50/300	PCE	
EC 54032	360	8032636762610	25/150	PCE	
EC 54040	360	8032636762627	15/90	PCE	
EC 54050	360	8032636762634	10/60	PCE	
EC 60004	244	8032636762641	1/22	PCE	A
EC 60004B	245	8032636762658	1/22	PCE	A
EC 60004BE	245	8033676572090	1/22	PCE	A
EC 60004E	244	8033676572083	1/22	PCE	A
EC 60008	244	8032636762672	1/15	PCE	A
EC 60008B	245	8032636762689	1/15	PCE	A
EC 60008BE	245	8033676572113	1/15	PCE	A
EC 60008E	244	8033676572106	1/15	PCE	A
EC 60012	244	8032636762702	1/8	PCE	A
EC 60012B	245	8032636762719	1/8	PCE	A
EC 60012BE	245	8033676572137	1/8	PCE	A
EC 60012E	244	8033676572120	1/8	PCE	A
EC 60018	244	8033676578443	1	PCE	A
EC 60018B	245	8033676578447	1	PCE	A
EC 60018BE	245	8033676578454	1	PCE	A
EC 60018E	244	8033676578450	1	PCE	A
EC 60024	244	8032636762733	1	PCE	A
EC 60024B	245	8032636762740	1	PCE	A
EC 60024BE	245	8033676572151	1	PCE	A
EC 60024E	244</				

ALPHANUMERIC INDEX



Approval key: IMQ



NF NF =B

ÖVE ÖVE =C

UL C RA US=D



RINA =E TEST REPORT = F

Item	Page	Barcode	Packaging	UM	Approvals
EC 61054E	248	8053676572243	1	PCE	A
EC 62004	254	8032636763068	1/22	PCE	A
EC 62004E	254	8053676572250	1/22	PCE	A
EC 62008	254	8032636763082	1/14	PCE	A
EC 62008E	254	8053676572267	1/14	PCE	A
EC 62012	254	8032636763105	1/8	PCE	A
EC 62012E	254	8053676572274	1/8	PCE	A
EC 62018	254	8053676578504	1	PCE	A
EC 62018E	254	8053676578511	1	PCE	A
EC 62024	254	8032636763129	1	PCE	A
EC 62024E	254	8053676572281	1	PCE	A
EC 62036	254	8032636763143	1	PCE	A
EC 62036E	254	8053676572298	1	PCE	A
EC 6204EQ	255	8032636763075	1/22	PCE	A
EC 62054	254	8032636763167	1	PCE	A
EC 62054E	254	8053676572304	1	PCE	A
EC 62072	254	803357678037	1	PCE	A
EC 62072E	254	8053676572311	1	PCE	A
EC 6208EQ	255	8032636763099	1/14	PCE	A
EC 6212EQ	255	8032636763112	1/8	PCE	A
EC 6224EQ	255	8032636763136	1/4	PCE	A
EC 6236EQ	255	8032636763150	1/4	PCE	A
EC 625001	234	8053676570348	1	PCE	A
EC 625001R	236	8053676579976	1	PCE	A
EC 625002	234	8053676570355	1	PCE	A
EC 625002R	236	8053676579983	1	PCE	A
EC 625003	234	8053676570362	1	PCE	A
EC 625003R	236	8054382041016	1	PCE	A
EC 625004	234	8053676570379	1	PCE	A
EC 625004R	236	8054382041023	1	PCE	A
EC 625005	234	8053676570386	1	PCE	A
EC 625005R	236	8054382041030	1	PCE	A
EC 625006	234	8053676570393	1	PCE	A
EC 625006R	236	8054382041047	1	PCE	A
EC 625011	234	8053676570416	1	PCE	A
EC 625011R	236	8054382041054	1	PCE	A
EC 625012	234	8053676570423	1	PCE	A
EC 625012R	236	8054382041061	1	PCE	A
EC 625013	234	8053676570430	1	PCE	A
EC 625013R	236	8054382041078	1	PCE	A
EC 625014	234	8053676570447	1	PCE	A
EC 625014R	236	8054382041085	1	PCE	A
EC 625015	234	8053676570454	1	PCE	A
EC 625015R	236	8054382041092	1	PCE	A
EC 625016	234	8053676570461	1	PCE	A
EC 625016R	236	8054382041108	1	PCE	A
EC 625022	234	8053676570485	1	PCE	A
EC 625023	234	8053676570492	1	PCE	A
EC 625024	234	8053676570508	1	PCE	A
EC 625025	234	8053676570515	1	PCE	A
EC 625026	234	8053676570522	1	PCE	A
EC 625031	234	8053676570546	1	PCE	A
EC 625032	234	8053676570553	1	PCE	A
EC 625033	234	8053676570560	1	PCE	A
EC 625034	234	8053676570577	1	PCE	A
EC 625035	234	8053676570584	1	PCE	A
EC 625036	234	8053676570591	1	PCE	A
EC 625041	234	8053676570614	1	PCE	A
EC 625042	234	8053676570621	1	PCE	A
EC 625043	234	8053676570638	1	PCE	A
EC 625044	234	8053676570645	1	PCE	A
EC 625045	234	8053676570652	1	PCE	A
EC 625046	234	8053676570669	1	PCE	A
EC 625072	234	8053676570676	1	PCE	A
EC 625073	234	8053676570683	1	PCE	A
EC 625074	234	8053676570690	1	PCE	A
EC 625076	234	8053676570706	1	PCE	A
EC 625102	234	8053676570720	1	PCE	A
EC 625103	234	8053676570737	1	PCE	A
EC 625105	234	8053676570744	1	PCE	A
EC 625106	234	8053676570751	1	PCE	A
EC 625112	234	8053676570768	1	PCE	A
EC 625113	234	8053676570775	1	PCE	A
EC 625115	234	8053676570782	1	PCE	A
EC 625116	234	8053676570799	1	PCE	A
EC 625122	235	8053676570812	1	PCE	A
EC 625123	235	8053676570829	1	PCE	A
EC 625125	235	8053676570836	1	PCE	A
EC 625126	235	8053676570843	1	PCE	A
EC 625132	235	8053676570867	1	PCE	A
EC 625133	235	8053676570874	1	PCE	A
EC 625135	235	8053676570881	1	PCE	A
EC 625136	235	8053676570898	1	PCE	A
EC 6254EQ	255	8032636763174	1	PCE	A
EC 625GI	235	8053676576654	1	PCE	A
EC 625IO	235	8053676570959	1	PCE	A
EC 625REG	235	8053676570911	1	PCE	A
EC 625SC	235	8053676570942	1	PCE	A
EC 625SI	235	8053676570935	1	PCE	A
EC 625SP1	236	8053676577873	1	PCE	A
EC 625SP3	236	8053676577880	1	PCE	A
EC 625SP5	236	8053676577897	1	PCE	A
EC 625ST	236	8054382041115	10	PCE	A
EC 625SZ	235	8053676570928	1	PCE	A
EC 63004	262	8032636763181	1/20	PCE	A
EC 63004B	263	8032636763198	1/20	PCE	A
EC 63004BE	263	8053676572335	1/20	PCE	A
EC 63004C	264	8032793873075	1/20	PCE	A
EC 63004CE	264	8053676572342	1/20	PCE	A
EC 63004E	262	8053676572328	1/20	PCE	A
EC 63004N	265	8032636763211	1/20	PCE	A
EC 63004NE	265	8053676572359	1/20	PCE	A
EC 63008	262	8032636763228	1/9	PCE	A
EC 63008B	263	8032636763235	1/9	PCE	A
EC 63008BE	263	8053676572373	1/9	PCE	A
EC 63008C	264	8032793873082	1/9	PCE	A
EC 63008CE	264	8053676572380	1/9	PCE	A
EC 63008E	262	8053676572366	1/9	PCE	A
EC 63008N	265	8032636763259	1/9	PCE	A
EC 63008NE	265	8053676572397	1/9	PCE	A
EC 63012	262	8032636763266	1/7	PCE	A
EC 63012B	263	8032636763273	1/7	PCE	A

Item	Page	Barcode	Packaging	UM	Approvals
EC 63012BE	263	8053676572410	1/7	PCE	A
EC 63012C	264	8032793873099	1/7	PCE	A
EC 63012CE	264	8053676572427	1/7	PCE	A
EC 63012E	262	8053676572403	1/7	PCE	A
EC 63012N	265	8032636763297	1/7	PCE	A
EC 63012NE	265	8053676572434	1/7	PCE	A
EC 63018	262	8053676578368	1	PCE	A
EC 63018B	263	8053676578382	1	PCE	A
EC 63018BE	263	8053676578399	1	PCE	A
EC 63018C	264	8053676578405	1	PCE	A
EC 63018CE	264	8053676578412	1	PCE	A
EC 63018E	262	8053676578375	1	PCE	A
EC 63018N	265	8053676578429	1	PCE	A
EC 63018NE	265	8053676578436	1	PCE	A
EC 63024	262	8032636763303	1	PCE	A
EC 63024B	263	8032636763310	1	PCE	A
EC 63024BE	263	8053676572458	1	PCE	A
EC 63024C	264	8032793873105	1	PCE	A
EC 63024CE	264	8053676572465	1	PCE	A
EC 63024E	262	8053676572441	1	PCE	A
EC 63024N	265	8032636763334	1	PCE	A
EC 63024NE	265	8053676572472	1	PCE	A
EC 63036	262	8032636763341	1	PCE	A
EC 63036B	263	8032636763358	1	PCE	A
EC 63036BE	263	8053676572496	1	PCE	A
EC 63036C	264	8032793873112	1	PCE	A
EC 63036CE	264	8053676572502	1	PCE	A
EC 63036E	262	8053676572489	1	PCE	A
EC 63036N	265	8032636763372	1	PCE	A
EC 63036NE	265	8053676572519	1	PCE	A
EC 6304EQ	268	8032636763204	1/20	PCE	A
EC 63054	262	8032636763389	1	PCE	A
EC 63054B	263	8032636763396	1	PCE	A
EC 63054BE	263	8053676572533	1	PCE	A
EC 63054C	264	8032793873129	1	PCE	A
EC 63054CE	264	8053676572540	1	PCE	A
EC 63054E	262	8053676572526	1	PCE	A
EC 63054N	265	8032636763419	1	PCE	A
EC 63054NE	265	8053676572557	1	PCE	A
EC 63072	262	8033576778389	1	PCE	A
EC 63072B	263	8033576778396	1	PCE	A
EC 63072BE	263	8053676572571	1	PCE	A
EC 63072C	264	8033576778488	1	PCE	A
EC 63072CE	264	8053676572588	1	PCE	A
EC 63072E	262	8053676572564	1	PCE	A
EC 63072N	265	8033576778402	1	PCE	A
EC 63072NE	265	8053676572595	1	PCE	A
EC 6308EQ	268	8032636763242	1/9	PCE	A
EC 6312EQ	268	8032636763280	1/7	PCE	A
EC 6324EQ	268	8032636763327	1/5	PCE	A
EC 6336EQ	268	8032636763365	1/4	PCE	A
EC 63508B	266	8053676576913	1/9	PCE	A
EC 63508BE	266	8053676576920	1/9	PCE	A
EC 63512B	266	8053676572809	1/7	PCE	A
EC 63512BE	266	8053676572823	1/7	PCE	A
EC 63518B	266	8053676578344	1	PCE	A
EC 63518BE	266	8053676578351	1	PCE	A
EC 63524B	266	8053676572816	1	PCE	A
EC 63524BE	266	8053676572830	1	PCE	A
EC 6354EQ	268	8032636763402	1	PCE	A
EC 64004	256	8032793873136	1/22	PCE	A
EC 64008	256	8032793873143	1/14	PCE	A
EC 64104	256	8032793873150	1/22	PCE	A
EC 64108	256	8032793873167	1/14	PCE	A
EC 64202	257	8032793873181	1	PCE	A
EC 64400	256	8032793873273	1	PCE	A
EC 64401	256	8032793873228	10	PCE	A
EC 64402	256	8032793873235	10	PCE	A
EC 64403	257	8032793873242	10	PCE	A
EC 64410	257	8053676572014	10	PCE	A
EC 64411	257	8053676572021	10	PCE	A
EC 64420	257	8053676572038	10	PCE	A
EC 64421	257	8053676572045	10	PCE	A
EC 64422	257	8053676572052	10	PCE	A
EC 64423	257	8053676572069	10	PCE	A
EC 64424	257	8053676572076	10	PCE	A
EC 65001	297	8032793876502	1/20	PCE	A
EC 65002	297	8032793876519	1/40	PCE	A
EC 65003	297	8032793876533	1/28	PCE	A
EC 65004	297	8032793876601	1/30	PCE	A
EC 65005	297	80327			

Approval key: IMQ



NF NF = B

ÖVE ÖVE = C

UL C US = D



TEST REPORT = F

Item	Page	Barcode	Packaging	UM	Approvals
EC 660633E	157	8053676575664	1/10	PCE	
EC 660633M	156	8053676575695	1/10	PCE	
EC 660634E	157	8053676575671	1/10	PCE	
EC 660634M	156	8053676575701	1/10	PCE	
EC 660802E	157	8053676575718	1/10	PCE	
EC 660802M	156	8053676575749	1/10	PCE	
EC 660803E	157	8053676575725	1/10	PCE	
EC 660803M	156	8053676575756	1/10	PCE	
EC 660804E	157	8053676575732	1/10	PCE	
EC 660804M	156	8053676575763	1/10	PCE	
EC 661003E	157	8053676575770	1/10	PCE	
EC 661003M	156	8053676575794	1/10	PCE	
EC 661004E	157	8053676575787	1/10	PCE	
EC 661004M	156	8053676575800	1/10	PCE	
EC 6700A	269	8032636763549	10	PCE	
EC 67012	269	8032636763556	10	PCE	
EC 67018	255	8033576778419	1/10	PCE	
EC 680M1	269	8032636763563	10	PCE	
EC 680M2	269	8032636763570	10	PCE	
EC 680M3	269	8032636763587	10	PCE	
EC 680M4	269	8032636763594	10	PCE	
EC 680M5	269	8032636763600	10	PCE	
EC 680M6	269	8032636763617	10	PCE	
EC 69000E	159	8053676576289	1/12	PCE	
EC 69000ES	159	8053676576944	1/12	PCE	
EC 69001	164	8032793874294	1/15	PCE	A
EC 69002	164	8032793874324	1/13	PCE	A
EC 69003	165	8032793874355	1/10	PCE	A
EC 69003E	159	8053676576951	1/12	PCE	
EC 69003EL	159	8053676576968	1/12	PCE	
EC 69004	166	8032793874386	1/4	PCE	A
EC 69005	166	8032793874423	1	PCE	A
EC 69006	167	8032793871347	1	PCE	
EC 69007E	159	8053676576975	1/12	PCE	
EC 69008	194	8033954872364	1	PCE	
EC 6900800	195	8033954872395	1	PCE	
EC 6900801	195	8033954872401	1	PCE	
EC 6900802	195	8033954872418	1	PCE	
EC 6900803	195	8033954872425	1	PCE	
EC 6900804	195	8033954872432	1	PCE	
EC 6900805	195	8033954872449	1	PCE	
EC 6900806	195	8033954872456	1	PCE	
EC 6900807	195	8033954872463	1	PCE	
EC 6900808	195	8033954872470	1	PCE	
EC 6900809	195	8033954872487	1	PCE	
EC 690081	194	8033954879028	1	PCE	
EC 6900810	195	8033954872494	1	PCE	
EC 6900811	195	8033954872500	1	PCE	
EC 6900812	195	8033954872517	1	PCE	
EC 6900813	195	8033954872524	1	PCE	
EC 6900814	195	8033954872531	1	PCE	
EC 6900815	195	8033954872548	1	PCE	
EC 6900816	195	8033954872555	1	PCE	
EC 6900817	195	8033954872562	1	PCE	
EC 690082	194	8033954879035	1	PCE	
EC 6900820	196	8033954872579	1	PCE	
EC 6900821	196	8033954872586	1	PCE	
EC 6900822	196	8033954872593	1	PCE	
EC 6900823	196	8033954872609	1	PCE	
EC 6900824	196	8033954872616	1	PCE	
EC 6900825	196	8033954872623	1	PCE	
EC 6900826	196	8033954872630	1	PCE	
EC 6900827	196	8033954872647	1	PCE	
EC 6900828	196	8033954872654	1	PCE	
EC 6900829	196	8033954872661	1	PCE	
EC 6900830	196	8033954872678	1	PCE	
EC 6900831	196	8033954872685	1	PCE	
EC 6900832	196	8033954872692	1	PCE	
EC 6900840	198	8033954872708	1	PCE	
EC 6900841	198	8033954872715	1	PCE	
EC 6900842	198	8033954872722	1	PCE	
EC 6900843	198	8033954872739	1	PCE	
EC 6900844	198	8033954872746	1	PCE	
EC 6900845	198	8033954872753	1	PCE	
EC 6900846	198	8033954872760	1	PCE	
EC 6900847	198	8033954872777	1	PCE	
EC 6900848	198	8033954872784	1	PCE	
EC 6900849	198	8033954872791	1	PCE	
EC 6900850	198	8033954872807	1	PCE	
EC 6900851	198	8033954872814	1	PCE	
EC 6900852	198	8033954872821	1	PCE	
EC 6900853	198	8033954872838	1	PCE	
EC 6900854	198	8033954872845	1	PCE	
EC 6900855	198	8032793872184	1	PCE	
EC 6900856	198	8032793872191	1	PCE	
EC 6900857	198	8032793872207	1	PCE	
EC 6900860	199	8033954872852	1	PCE	
EC 6900861	199	8033954872869	1	PCE	
EC 6900862	199	8033954872876	1	PCE	
EC 6900863	199	8033954872883	1	PCE	
EC 6900864	199	8033954872890	1	PCE	
EC 6900865	199	8033954872906	1	PCE	
EC 6900866	199	8033954872913	1	PCE	
EC 6900867	199	8033954872920	1	PCE	
EC 6900868	199	8033954872937	1	PCE	
EC 6900869	199	8033954872944	1	PCE	
EC 6900870	199	8033954872951	1	PCE	
EC 6900871	199	8033954872968	1	PCE	
EC 6900872	199	8033954872975	1	PCE	
EC 6900873	199	8033954872982	1	PCE	
EC 6900874	199	8033954872999	1	PCE	
EC 6900880	200	8033954873002	1	PCE	
EC 6900881	200	8033954873019	1	PCE	
EC 6900882	200	8033954873026	1	PCE	
EC 6900883	200	8033954873033	1	PCE	
EC 6900884	200	8033954873040	1	PCE	
EC 6900885	200	8033954873057	1	PCE	
EC 6900886	200	8033954873064	1	PCE	
EC 6900887	200	8033954873071	1	PCE	
EC 6900888	200	8033954873088	1	PCE	
EC 6900889	200	8053676572748	1	PCE	
EC 6900890	201	8033954873095	1	PCE	

Item	Page	Barcode	Packaging	UM	Approvals
EC 6900891	201	8033954873101	1	PCE	
EC 6900892	201	8033954873118	1	PCE	
EC 6900893	201	8033954873125	1	PCE	
EC 6900894	201	8033954873132	1	PCE	
EC 6900895	201	8033954873149	1	PCE	
EC 6900896	201	8033954873156	1	PCE	
EC 6900897	201	8033954873163	1	PCE	
EC 6900898	201	8033954873170	1	PCE	
EC 6900899	201	8053676572779	1	PCE	
EC 69008A1	202	8032793872047	1	PCE	
EC 69008A2	202	8032793872054	1	PCE	
EC 69008A3	202	8032793872061	1	PCE	
EC 69008A4	202	8032793872078	1	PCE	
EC 69008A5	202	8053676578702	1	PCE	
EC 69008A6	202	8053676578719	1	PCE	
EC 69008E	204	8053676577712	1	PCE	
EC 69008P	204	8053676577729	1	PCE	
EC 69008S	204	8033576770000	1	PCE	
EC 69008T	204	8053676577705	1	PCE	
EC 69011	164	8032793874300	1/15	PCE	
EC 69012	164	8032793874331	1/13	PCE	
EC 69013	165	8032793874362	1/10	PCE	
EC 69014	166	8032793874393	1/4	PCE	
EC 69015	166	8032793874430	1	PCE	
EC 69016	167	8032793871354	1	PCE	
EC 69021	164	8032793874317	1/15	PCE	A
EC 6902100	179	8032793875062	1	PCE	
EC 6902101	179	8032793875079	1	PCE	
EC 6902102	179	8032793875086	1	PCE	
EC 6902103	179	8032793875758	1	PCE	
EC 6902104	179	8032793875765	1	PCE	
EC 6902110	179	8032793875093	1	PCE	
EC 6902111	179	8032793875109	1	PCE	
EC 6902112	179	8032793875772	1	PCE	
EC 6902113	190	8054382041429	1	PCE	
EC 6902120	172	8032793874720	1	PCE	
EC 6902121	172	8032793874737	1	PCE	
EC 6902122	172	8032793874744	1	PCE	
EC 6902123	172	8032793875413	1	PCE	
EC 6902124	172	8032793875420	1	PCE	
EC 6902130	172	8032793874751	1	PCE	
EC 6902131	172	8032793874768	1	PCE	
EC 6902132	172	8032793875437	1	PCE	
EC 69022	164	8032793874348	1/13	PCE	A
EC 6902200	179	8032793875116	1	PCE	
EC 6902201	179	8032793875123	1	PCE	
EC 6902202	179	8032793875130	1	PCE	
EC 6902203	179	8032793875147	1	PCE	
EC 6902204	179	8032793875154	1	PCE	
EC 6902205	179	8032793875789	1	PCE	
EC 6902206	179	8032793875796	1	PCE	
EC 6902207	179	8032793875802	1	PCE	
EC 6902210	179	8032793875161	1	PCE	
EC 6902211	179	8032793875178	1	PCE	
EC 6902212	179	8032793875185	1	PCE	
EC 6902213	179	8032793875819	1	PCE	
EC 6902214	179	8032793875826	1	PCE	
EC 6902220	172	8032793874775	1	PCE	
EC 6902221	172	8032793874782	1	PCE	
EC 6902222	172	8032793874799	1	PCE	
EC 6902223	172	8032793874805	1	PCE	
EC 6902224	172	8032793874812	1	PCE	
EC 6902225	172	8032793875444	1	PCE	
EC 6902226	172	8032793875451	1	PCE	
EC 6902227	172	8032793875468	1	PCE	
EC 6902230	172	8032793874829	1	PCE	
EC 6902231	172	8032793874836	1	PCE	
EC 6902232	172	8032793874843	1	PCE	
EC 6902233	172	8032793875475	1	PCE	
EC 6902234	172	8032793875482	1	PCE	
EC 69023	165	8032793874379	1/10	PCE	A
EC 6902300	180	8032793875192	1	PCE	
EC 6902300C	180	8033954873187	1	PCE	
EC 6902300T	181	8033954873934	1	PCE	
EC 6902301	180	8032793875208	1	PCE	
EC 6902301T	181	8033954873941	1	PCE	
EC 6902302	180	8032793875215	1	PCE	
EC 6902302T	181	8033954873958	1	PCE	
EC 6902303	180	8032793875222	1	PCE	
EC 6902303C	180	8033954873194	1	PCE	
EC 6902303T	181	8033954873965	1	PCE	</

ALPHANUMERIC INDEX



Approval key: IMQ



NF NF =B

ÖVE ÖVE =C

UL C UL US=D



RINA =E TEST REPORT = F

Item	Page	Barcode	Packaging	UM	Approvals
EC 6902332	173	8032793874911	1	PCE	
EC 6902333	173	8032793875512	1	PCE	
EC 6902334	173	8032793875529	1	PCE	
EC 6902336	173	8032793871415	1	PCE	
EC 69024	166	8032793874409	1/4	PCE	A
EC 6902400	182	8032793875260	1	PCE	
EC 6902401	182	8032793875277	1	PCE	
EC 6902402	182	8032793875284	1	PCE	
EC 6902403	182	8032793875291	1	PCE	
EC 6902404	182	8032793875871	1	PCE	
EC 6902405	182	8032793875888	1	PCE	
EC 6902410	182	8032793875307	1	PCE	
EC 6902411	182	8032793875314	1	PCE	
EC 6902412	182	8032793875321	1	PCE	
EC 6902413	182	8032793875895	1	PCE	
EC 6902414	182	8032793875901	1	PCE	
EC 6902420	174	8032793874928	1	PCE	
EC 6902421	174	8032793874935	1	PCE	
EC 6902422	174	8032793874942	1	PCE	
EC 6902423	174	8032793874959	1	PCE	
EC 6902424	174	8032793875536	1	PCE	
EC 6902425	174	8032793875543	1	PCE	
EC 6902430	174	8032793874966	1	PCE	
EC 6902431	174	8032793874973	1	PCE	
EC 6902432	174	8032793874980	1	PCE	
EC 6902433	174	8032793875550	1	PCE	
EC 6902434	174	8032793875567	1	PCE	
EC 6902440	182	8032793875918	1	PCE	
EC 6902441	182	8032793875925	1	PCE	
EC 6902442	182	8032793875932	1	PCE	
EC 6902443	182	8032793871743	1	PCE	
EC 6902444	182	8032793871767	1	PCE	
EC 6902445	182	8032793871774	1	PCE	
EC 6902450	182	8032793875949	1	PCE	
EC 6902451	182	8032793875956	1	PCE	
EC 6902452	182	8032793875963	1	PCE	
EC 6902453	182	8032793871750	1	PCE	
EC 6902454	182	8032793871781	1	PCE	
EC 6902455	182	8032793871798	1	PCE	
EC 6902460	174	8032793875574	1	PCE	
EC 6902461	174	8032793875581	1	PCE	
EC 6902462	174	8032793875598	1	PCE	
EC 6902463	174	8032793871422	1	PCE	
EC 6902464	174	8032793871446	1	PCE	
EC 6902465	174	8032793871453	1	PCE	
EC 6902470	174	8032793875604	1	PCE	
EC 6902471	174	8032793875611	1	PCE	
EC 6902472	174	8032793875628	1	PCE	
EC 6902473	174	8032793871439	1	PCE	
EC 6902474	174	8032793871460	1	PCE	
EC 6902475	174	8032793871477	1	PCE	
EC 69025	166	8032793874447	1	PCE	A
EC 6902500	183	8032793875338	1	PCE	
EC 6902500C	184	8033954873231	1	PCE	
EC 6902500T	185	8033954874092	1	PCE	
EC 6902501	183	8032793875345	1	PCE	
EC 6902501C	184	8033954873248	1	PCE	
EC 6902501T	185	8033954874108	1	PCE	
EC 6902502	183	8032793875352	1	PCE	
EC 6902502C	184	8033954873255	1	PCE	
EC 6902502T	185	8033954874115	1	PCE	
EC 6902503	183	8032793875369	1	PCE	
EC 6902503C	184	8033954873262	1	PCE	
EC 6902503T	185	8033954874122	1	PCE	
EC 6902504	183	8032793875970	1	PCE	
EC 6902504C	184	8033954873279	1	PCE	
EC 6902504T	185	8033954874139	1	PCE	
EC 6902505	183	8032793875987	1	PCE	
EC 6902505C	184	8033954873286	1	PCE	
EC 6902505T	185	8033954874146	1	PCE	
EC 6902510	183	8032793875376	1	PCE	
EC 6902510C	184	8033954873293	1	PCE	
EC 6902510T	185	8033954874153	1	PCE	
EC 6902511	183	8032793875383	1	PCE	
EC 6902511C	184	8033954873309	1	PCE	
EC 6902511T	185	8033954874160	1	PCE	
EC 6902512	183	8032793875390	1	PCE	
EC 6902512C	184	8033954873316	1	PCE	
EC 6902512T	185	8033954874177	1	PCE	
EC 6902513	183	8032793875994	1	PCE	
EC 6902513C	184	8033954873323	1	PCE	
EC 6902513T	185	8033954874184	1	PCE	
EC 6902514	183	8032793875406	1	PCE	
EC 6902514C	184	8033954873330	1	PCE	
EC 6902514T	185	8033954874191	1	PCE	
EC 6902515	183	8032793876632	1	PCE	
EC 6902515C	184	8033954873347	1	PCE	
EC 6902515T	185	8033954874207	1	PCE	
EC 6902520	175	8032793874997	1	PCE	
EC 6902521	175	8032793875000	1	PCE	
EC 6902522	175	8032793875017	1	PCE	
EC 6902523	175	8032793875024	1	PCE	
EC 6902524	175	8032793875635	1	PCE	
EC 6902525	175	8032793875642	1	PCE	
EC 6902530	175	8032793875031	1	PCE	
EC 6902531	175	8032793875048	1	PCE	
EC 6902532	175	8032793875055	1	PCE	
EC 6902533	175	8032793875659	1	PCE	
EC 6902534	175	8032793875666	1	PCE	
EC 6902535	175	8032793879053	1	PCE	
EC 6902540	186	8032793876007	1	PCE	
EC 6902541	186	8032793876014	1	PCE	
EC 6902542	186	8032793876021	1	PCE	
EC 6902543	186	8032793876038	1	PCE	
EC 6902544	186	8032793871804	1	PCE	
EC 6902545	186	8032793871811	1	PCE	
EC 6902550	186	8032793876045	1	PCE	
EC 6902551	186	8032793876052	1	PCE	
EC 6902552	186	8032793876069	1	PCE	
EC 6902553	186	8032793876076	1	PCE	
EC 6902554	186	8032793871828	1	PCE	
EC 6902555	186	8032793871835	1	PCE	

Item	Page	Barcode	Packaging	UM	Approvals
EC 6902560	175	8032793875673	1	PCE	
EC 6902561	175	8032793875680	1	PCE	
EC 6902562	175	8032793875697	1	PCE	
EC 6902563	175	8032793875703	1	PCE	
EC 6902564	175	8032793871484	1	PCE	
EC 6902565	175	8032793871491	1	PCE	
EC 6902570	175	8032793875710	1	PCE	
EC 6902571	175	8032793875727	1	PCE	
EC 6902572	175	8032793875734	1	PCE	
EC 6902573	175	8032793875741	1	PCE	
EC 6902574	175	8032793871507	1	PCE	
EC 6902575	175	8032793871514	1	PCE	
EC 69026	167	8032793871361	1	PCE	
EC 6902600	187	8033954878861	1	PCE	
EC 6902601	187	8033954878878	1	PCE	
EC 6902602	187	8033954878885	1	PCE	
EC 6902603	187	8033954878892	1	PCE	
EC 6902610	187	8033954878908	1	PCE	
EC 6902611	187	8033954878915	1	PCE	
EC 6902612	187	8033954878922	1	PCE	
EC 6902613	187	8033954878939	1	PCE	
EC 6902620	176	8033954878946	1	PCE	
EC 6902621	176	8033954878953	1	PCE	
EC 6902622	176	8033954878960	1	PCE	
EC 6902623	176	8033954878977	1	PCE	
EC 6902630	176	8033954878984	1	PCE	
EC 6902631	176	8033954878991	1	PCE	
EC 6902632	176	8033954879004	1	PCE	
EC 6902633	176	8033954879011	1	PCE	
EC 6902634	176	8033954879018	1	PCE	
EC 6902D	133	8053676579051	20	PCE	
EC 6902F	133	8032793870968	20	PCE	
EC 6903A	166	8032793874416	1/4	PCE	A
EC 69035	166	8032793874454	1	PCE	A
EC 69036	167	8032793871378	1	PCE	
EC 6903600	189	8032793871842	1	PCE	
EC 6903601	189	8032793871859	1	PCE	
EC 6903602	189	8032793871866	1	PCE	
EC 6903603	189	8032793871873	1	PCE	
EC 6903610	189	8032793871880	1	PCE	
EC 6903611	189	8032793871897	1	PCE	
EC 6903612	189	8032793871903	1	PCE	
EC 6903613	189	8032793871910	1	PCE	
EC 6903620	178	8032793871521	1	PCE	
EC 6903621	178	8032793871538	1	PCE	
EC 6903622	178	8032793871545	1	PCE	
EC 6903623	178	8032793871552	1	PCE	
EC 6903630	178	8032793871569	1	PCE	
EC 6903631	178	8032793871576	1	PCE	
EC 6903632	178	8032793871583	1	PCE	
EC 6903633	178	8032793871590	1	PCE	
EC 6903D	133	8053676579068	20	PCE	
EC 6903F	133	8032793870975	20	PCE	
EC 69040	191	8032636762993	1	PCE	
EC 69040T	191	8033954873620	1	PCE	
EC 69041	191	8032636763031	1	PCE	
EC 69041T	191	8033954873637	1	PCE	
EC 69045	166	8033954872371	1	PCE	A
EC 6904500	188	8033954870735	1	PCE	
EC 6904501	188	8033954870742	1	PCE	
EC 6904502	188	8033954870759	1	PCE	
EC 6904503	188	8033954870766	1	PCE	
EC 6904504	188	8033954870773	1	PCE	
EC 6904505	188	8033954870780	1	PCE	
EC 6904506	188	8033954870797	1	PCE	
EC 6904507	188	8033954870803	1	PCE	
EC 6904508	188	8033954870810	1	PCE	
EC 6904509	188	8033954870827	1	PCE	
EC 6904510	188	8033954870834	1	PCE	
EC 6904511	188	8033954870841	1	PCE	
EC 6904512	188	8033954870858	1	PCE	
EC 6904521	188	8033954870865	1	PCE	
EC 6904522	188	8033954870872	1	PCE	
EC 6904523	188	8033954870889	1	PCE	
EC 6904524	188	8033954870896	1	PCE	
EC 6904525	188	8033954870902	1	PCE	
EC 6904526	188	8033954870919	1	PCE	
EC 6904527	188	8033954870926	1	PCE	
EC 6904528	188	8033954870933	1	PCE	
EC 6904529	188	8033954870940	1	PCE	
EC 6904530	188	8033954870957	1	PCE	
EC 6904531	188	8033954870964			

Approval key: IMQ



=A



=B



=C



=D



=E

TEST REPORT = F

Item	Page	Barcode	Packaging	UM	Approvals
EC 6904612	189	8032793871989	1	PCE	
EC 6904613	189	8032793871996	1	PCE	
EC 6904620	178	8032793871606	1	PCE	
EC 6904621	178	8032793871613	1	PCE	
EC 6904622	178	8032793871620	1	PCE	
EC 6904623	178	8032793871637	1	PCE	
EC 6904630	178	8032793871644	1	PCE	
EC 6904631	178	8032793871651	1	PCE	
EC 6904632	178	8032793871668	1	PCE	
EC 6904633	178	8032793871675	1	PCE	
EC 69050	136	8032793874461	10/80	PCE	A
EC 690501	138	8032793877776	12	PCE	
EC 690501D	140	8033954871374	12	PCE	
EC 69051	137	8032793874478	10/80	PCE	A
EC 690510	154	8032793877592	10/80	PCE	
EC 690511	139	8032793877783	12	PCE	
EC 690511D	141	8033954871497	12	PCE	
EC 690512	154	8032793877615	10/80	PCE	
EC 690513	154	8032793877622	10/80	PCE	
EC 690514	136	8033576770710	100	PCE	
EC 690515	136	8033576770727	100	PCE	
EC 69052	136	8032793874485	10/80	PCE	A
EC 690520	154	8054382041405	10/90	PCE	
EC 690521	138	8032793877790	12	PCE	
EC 690521D	140	8033954871398	12	PCE	
EC 690525	154	8054382041412	10/90	PCE	
EC 69053	137	8032793874492	10/80	PCE	A
EC 690530	154	8033576770697	10/90	PCE	
EC 690531	139	8032793877806	12	PCE	
EC 690531D	141	8033954871510	12	PCE	
EC 69054	136	8032793874508	10/60	PCE	A
EC 690540	154	8033576770703	10/90	PCE	
EC 690541	138	8032793877813	12	PCE	
EC 690541D	140	8033954871404	12	PCE	
EC 69055	137	8032793874515	10/60	PCE	A
EC 690551	139	8032793877820	12	PCE	
EC 690551D	141	8033954871527	12	PCE	
EC 69056	136	8032793876083	1/30	PCE	
EC 690561	138	8032793877837	12	PCE	
EC 690561D	140	8033954871459	12	PCE	
EC 69056F	136	8033954874603	1/30	PCE	
EC 69057	136	8032793876090	1/30	PCE	
EC 690571	139	8032793877844	12	PCE	
EC 690571D	141	8033954871572	12	PCE	
EC 69058	137	8032793876113	10/40	PCE	A
EC 690581	138	8032793877851	12	PCE	
EC 690581D	140	8033954871466	12	PCE	
EC 69059	137	8032793876120	10/40	PCE	A
EC 690591	139	8032793877868	12	PCE	
EC 690591D	141	8033954871589	12	PCE	
EC 69060	136	8032636763884	10/60	PCE	A
EC 69060E	159	8053676576982	1/12	PCE	
EC 69061	136	8032636764003	10/60	PCE	A
EC 69063E	159	8053676576999	1/12	PCE	
EC 69066D	133	8053676579075	20	PCE	
EC 69066F	133	8032793870999	20	PCE	
EC 69070	130	8032793876663	10/80	PCE	A
EC 690702	154	8032793877639	10	PCE	
EC 690703	155	8032793877677	5	PCE	
EC 69071	131	8032793876670	10/80	PCE	A
EC 690712	154	8032793877646	5	PCE	
EC 690713	155	8032793877684	5	PCE	
EC 690714-20	155	8053676570980	1	PCE	
EC 690714-30	155	8053676570973	1	PCE	
EC 690714-30	155	8053676570997	1	PCE	
EC 69072	130	8032793876687	10/80	PCE	A
EC 690722	154	8032793877653	10	PCE	
EC 690723	155	8032793877691	4	PCE	
EC 69072P	132	8053676578979	10	PCE	
EC 69073	131	8032793876694	10/60	PCE	A
EC 690732	154	8032793877660	5	PCE	
EC 690733	155	8032793877707	4	PCE	
EC 69073P	132	8053676579013	10	PCE	
EC 69074	130	8032793876700	10/80	PCE	A
EC 690743	155	8032793877714	4	PCE	
EC 69074P	132	8053676578986	10	PCE	
EC 69075	131	8032793876717	10/60	PCE	A
EC 690753	155	8032793877721	4	PCE	
EC 690754-3	155	8053676571000	1	PCE	
EC 69075P	132	8053676579020	10	PCE	
EC 69076	130	8032793876137	10/80	PCE	A
EC 690763	155	8032793877738	4	PCE	
EC 69076P	132	8053676578993	10	PCE	
EC 69077	131	8032793876144	10/40	PCE	A
EC 690773	155	8032793877745	4	PCE	
EC 69077P	132	8053676579037	10	PCE	
EC 69078	130	8032793876151	10/60	PCE	A
EC 690783	155	8032793877752	4	PCE	
EC 69078P	132	8053676579006	10	PCE	
EC 69079	131	8032793876915	10/40	PCE	A
EC 690793	155	8032793877769	4	PCE	
EC 69079P	132	8053676579044	10	PCE	
EC 6907D	133	8035676579082	20	PCE	
EC 6907F	133	8032793871002	20	PCE	
EC 69080	134	8032793876854	10/80	PCE	A
EC 69081	135	8032793876861	10/80	PCE	A
EC 69082	134	8032793876878	10/80	PCE	A
EC 69083	135	8032793876885	10/60	PCE	A
EC 69084	134	8032793876892	10/80	PCE	A
EC 69085	135	8032793876908	10/40	PCE	A
EC 69086	134	8032793876922	10/60	PCE	A
EC 69087	135	8032793876939	10/40	PCE	A
EC 69088	134	8032793876946	10/40	PCE	A
EC 69089	135	8032793876953	10/40	PCE	A
EC 69090	142	8032636763426	1/24	PCE	A
EC 690900	151	8032636764546	1/20	PCE	
EC 6909004	151	8032793877349	1/10	PCE	
EC 690901	143	8032793877028	1/24	PCE	A
EC 6909014	152	8032793877356	1/10	PCE	
EC 690901F	145	8033954871787	1/10	PCE	A
EC 6909024	152	8032793877363	1/5	PCE	
EC 6909034	152	8032793870005	1/3	PCE	

Item	Page	Barcode	Packaging	UM	Approvals
EC 690904	146	8053676575855	1/10	PCE	A
EC 6909041	147	8053676576074	1/10	PCE	A
EC 6909041F	149	8033954872142	1/10	PCE	A
EC 6909044	152	8032793870272	1/2	PCE	
EC 690904F	148	8033954871961	1/10	PCE	A
EC 690905	151	8033954872357	1/14	PCE	
EC 69090F	144	8033954871602	1/10	PCE	A
EC 69091	142	8032636763433	1/24	PCE	A
EC 690910	151	8032636764577	1/12	PCE	
EC 690911	143	8032793877035	1/24	PCE	A
EC 690911F	145	8033954871879	1/10	PCE	A
EC 690914	146	8053676575947	1/10	PCE	A
EC 6909141	147	8053676576166	1/10	PCE	A
EC 6909141F	149	8033954872234	1/10	PCE	A
EC 690914F	148	8033954872050	1/10	PCE	A
EC 69091F	144	8033954871695	1/10	PCE	A
EC 69092	142	8032636763440	1/24	PCE	A
EC 690920	151	8032793877226	1/10	PCE	
EC 690921	143	8032793877042	1/24	PCE	A
EC 690921F	145	8033954871800	1/10	PCE	A
EC 690924	146	8053676575879	1/10	PCE	A
EC 6909241	147	8053676576098	1/10	PCE	A
EC 6909241F	149	8033954872166	1/10	PCE	A
EC 690924F	148	8033954871985	1/10	PCE	A
EC 69092F	144	8033954871626	1/10	PCE	A
EC 69093	142	8032636763457	1/24	PCE	A
EC 690930	151	8032793877608	1/14	PCE	
EC 690931	143	8032793877059	1/24	PCE	A
EC 690931F	145	8033954871893	1/10	PCE	A
EC 690934	146	8053676575961	1/10	PCE	A
EC 6909341	147	8053676576180	1/10	PCE	A
EC 6909341F	149	8033954872258	1/10	PCE	A
EC 690934F	148	8033954872074	1/10	PCE	A
EC 69093F	144	8033954871718	1/10	PCE	A
EC 69094	142	8032636763464	1/24	PCE	A
EC 690941	143	8032793877066	1/24	PCE	A
EC 690941F	145	8033954871817	1/10	PCE	A
EC 690944	146	8053676575886	1/10	PCE	A
EC 6909441	147	8053676576104	1/10	PCE	A
EC 6909441F	149	8033954872173	1/10	PCE	A
EC 690944F	148	8033954871992	1/10	PCE	A
EC 69094F	144	8033954871633	1/10	PCE	A
EC 69095	142	8032636763471	1/24	PCE	A
EC 690951	143	8032793877073	1/24	PCE	A
EC 690951F	145	8033954871909	1/10	PCE	A
EC 690954	146	8053676575978	1/10	PCE	A
EC 6909541	147	8053676576197	1/10	PCE	A
EC 6909541F	149	8033954872265	1/10	PCE	A
EC 690954F	148	8033954872081	1/10	PCE	A
EC 69095F	144	8033954871725	1/10	PCE	A
EC 69096	142	8032636764041	1/24	PCE	A
EC 690961	143	8032793877080	1/24	PCE	A
EC 690961F	145	8033954871848	1/10	PCE	A
EC 690964	146	8053676575916	1/10	PCE	A
EC 6909641	147	8053676576135	1/10	PCE	A
EC 6909641F	149	8033954872203	1/10	PCE	A
EC 690964F	148	8033954872029	1/10	PCE	A
EC 69096F	144	8033954871664	1/10	PCE	A
EC 69097	142	8032636764263	1/24	PCE	A
EC 690971	143	8032793877097	1/24	PCE	A
EC 690971F	145	8033954871930	1/10	PCE	A
EC 690974	146	8053676576005	1/10	PCE	A
EC 6909741	147	8053676576227	1/10	PCE	A
EC 6909741F	149	8033954872296	1/10	PCE	A
EC 690974F	148	8033954872111	1/10	PCE	A
EC 69097F	144	8033954871756	1/10	PCE	A
EC 69098	142	8032636764386	1/24	PCE	A
EC 690981	143	8032793877103	1/24	PCE	A
EC 690981F	145	8033954871855	1/10	PCE	A
EC 690984	146	8053676575923	1/10	PCE	A
EC 6909841	147	8053676576142	1/10	PCE	A
EC 6909841F	149	8033954872210	1/10	PCE	A
EC 690984F	148	803			

ALPHANUMERIC INDEX



Approval key: IMQ



NF



NF



ÖVE



UL



UL



RINA



E

TEST REPORT = F

Item	Page	Barcode	Packaging	UM	Approvals
EC 691031	138	8033576770970	12	PCE	
EC 691031D	140	8033954871428	12	PCE	
EC 69104	137	8033576770819	10/80	PCE	A
EC 691041	139	8033576771007	12	PCE	
EC 691041D	141	8033954871473	12	PCE	
EC 69105	137	8033576770826	10/80	PCE	A
EC 691051	139	8033576771014	12	PCE	
EC 691051D	141	8033954871480	12	PCE	
EC 69106	137	8033576770857	10/80	PCE	A
EC 691061	139	8033576771038	12	PCE	
EC 691061D	141	8033954871534	12	PCE	
EC 69107	137	8033576770864	10/60	PCE	A
EC 691071	139	8033576771045	12	PCE	
EC 691071D	141	8033954871541	12	PCE	
EC 6910800	197	8032793872085	1	PCE	
EC 6910801	197	8032793872092	1	PCE	
EC 6910802	197	8032793872108	1	PCE	
EC 6910803	197	8032793872115	1	PCE	
EC 6910804	197	8032793872122	1	PCE	
EC 6910805	197	8032793872139	1	PCE	
EC 6910806	197	8032793872146	1	PCE	
EC 6910807	197	8032793872153	1	PCE	
EC 6910808	197	8032793872160	1	PCE	
EC 6910809	197	8032793872177	1	PCE	
EC 6910840	198	8053676572670	1	PCE	
EC 6910841	198	8053676572687	1	PCE	
EC 6910842	198	8053676572694	1	PCE	
EC 6910843	198	8053676572700	1	PCE	
EC 6910844	198	8053676572717	1	PCE	
EC 6910845	198	8053676572724	1	PCE	
EC 6910846	198	8053676572731	1	PCE	
EC 6910860	199	8032793872214	1	PCE	
EC 6910861	199	8032793872221	1	PCE	
EC 6910862	199	8032793872238	1	PCE	
EC 6910863	199	8032793872245	1	PCE	
EC 6910864	199	8032793872252	1	PCE	
EC 6910865	199	8032793872269	1	PCE	
EC 6910880	200	8053676572755	1	PCE	
EC 6910881	200	8053676572762	1	PCE	
EC 6910890	201	8053676572786	1	PCE	
EC 6910891	201	8053676572793	1	PCE	
EC 69170	130	8033576770291	10/80	PCE	A
EC 691702	154	8033576771557	10	PCE	
EC 691703	155	8033576771571	6	PCE	
EC 69171	130	8033576770307	10/80	PCE	A
EC 69172	130	8033576770338	10/80	PCE	A
EC 69173	130	8033576770345	10/80	PCE	A
EC 69174	131	8033576770376	10/80	PCE	A
EC 691742	154	8033576771564	5	PCE	
EC 691743	155	8033576771601	6	PCE	
EC 69175	131	8033576770383	10/60	PCE	A
EC 69176	131	8033576770413	10/40	PCE	A
EC 69177	131	8033576770420	10/40	PCE	A
EC 69180	134	8033576770499	10/80	PCE	A
EC 69181	134	8033576770505	10/80	PCE	A
EC 69182	134	8033576770536	10/60	PCE	A
EC 69183	134	8033576770543	10/60	PCE	A
EC 69184	135	8033576770574	10/80	PCE	A
EC 69185	135	8033576770581	10/60	PCE	A
EC 69186	135	8033576770611	10/60	PCE	A
EC 69187	135	8033576770628	10/60	PCE	A
EC 69190	142	8033576771076	1/24	PCE	A
EC 691901	143	8033576771151	1/24	PCE	A
EC 691901F	145	8033954871770	1/10	PCE	A
EC 691904	146	8053676575848	1/10	PCE	A
EC 6919041	147	8053676576067	1/10	PCE	A
EC 6919041F	149	8033954872135	1/10	PCE	A
EC 691904F	148	8033954871954	1/10	PCE	A
EC 69190F	144	8033954871596	1/10	PCE	A
EC 69194	142	8033576771113	1/24	PCE	A
EC 691941	143	8033576771199	1/24	PCE	A
EC 691941F	145	8033954871862	1/10	PCE	A
EC 691944	146	8053676575930	1/10	PCE	A
EC 6919441	147	8053676576159	1/10	PCE	A
EC 6919441F	149	8033954872227	1/10	PCE	A
EC 691944F	148	8033954872043	1/10	PCE	A
EC 69194F	144	8033954871688	1/10	PCE	A
EC 69250	136	8033576770758	10/80	PCE	A
EC 692501	138	8033576770956	12	PCE	
EC 692501D	140	8033954871381	12	PCE	
EC 69251	136	8033576770765	10/60	PCE	A
EC 69252	136	8033576770796	10/60	PCE	A
EC 692521	138	8033576770987	12	PCE	
EC 692521D	140	8033954871435	12	PCE	
EC 69253	136	8033576770802	10/60	PCE	A
EC 692531	138	8033576770994	12	PCE	
EC 692531D	140	8033954871442	12	PCE	
EC 69254	137	8033576770833	10/80	PCE	A
EC 692541	139	8033576771021	12	PCE	
EC 692541D	141	8033954871503	12	PCE	
EC 69255	137	8033576770840	10/60	PCE	A
EC 69256	137	8033576770871	10/80	PCE	A
EC 692561	139	8033576771052	12	PCE	
EC 692561D	141	8033954871558	12	PCE	
EC 69257	137	8033576770888	10/60	PCE	A
EC 692571	139	8033576771069	12	PCE	
EC 692571D	141	8033954871565	12	PCE	
EC 69258	137	8033576770895	2/16	PCE	A
EC 692581	139	8053676579112	2	PCE	
EC 692584	146	8053676576029	1/10	PCE	
EC 6925841	147	8053676576241	1/10	PCE	
EC 6925841F	149	8033954876379	1/10	PCE	A
EC 692584F	148	8033954876348	1/10	PCE	A
EC 69259	137	8033576770901	2/16	PCE	A
EC 692591	139	8053676578129	2	PCE	
EC 692594	146	8053676576036	1/10	PCE	
EC 6925941	147	8053676576258	1/10	PCE	
EC 6925941F	149	8033954877024	1/10	PCE	A
EC 692594F	148	8033954877017	1/10	PCE	A
EC 69270	130	8033576770314	10/80	PCE	A
EC 692703	155	8033576771588	4	PCE	
EC 69271	130	8033576770321	10/80	PCE	A

Item	Page	Barcode	Packaging	UM	Approvals
EC 692713	155	8033576771595	4	PCE	
EC 69272	130	8033576770352	10/80	PCE	A
EC 69273	130	8033576770369	10/80	PCE	A
EC 69274	131	8033576770390	10/60	PCE	A
EC 692743	155	8033576770116	4	PCE	
EC 69275	131	8033576770406	10/40	PCE	A
EC 692753	155	8033576771618	4	PCE	
EC 69276	131	8033576770437	10/40	PCE	A
EC 69277	131	8033576770444	10/40	PCE	A
EC 69278	131	8033576770451	2/16	PCE	A
EC 69279	131	8033576770468	2/16	PCE	A
EC 69280	134	8033576770512	10/80	PCE	A
EC 69281	134	8033576770529	10/80	PCE	A
EC 69282	134	8033576770550	10/60	PCE	A
EC 69283	134	8033576770567	10/60	PCE	A
EC 69284	135	8033576770598	10/60	PCE	A
EC 69285	135	8033576770604	10/40	PCE	A
EC 69286	135	8033576770635	10/60	PCE	A
EC 69287	135	8033576770642	10/60	PCE	A
EC 69288	135	8033576770659	2/16	PCE	A
EC 69289	135	8033576770666	2/16	PCE	A
EC 69290	142	8033576771083	1/24	PCE	A
EC 692901	143	8033576771168	1/24	PCE	A
EC 692901F	145	8033954871794	1/10	PCE	A
EC 692904	146	8053676575862	1/10	PCE	A
EC 6929041	147	8053676576081	1/10	PCE	A
EC 6929041F	149	8033954872159	1/10	PCE	A
EC 692904F	148	8033954871978	1/10	PCE	A
EC 69290F	144	8033954871619	1/10	PCE	A
EC 69292	142	8033576771090	1/24	PCE	A
EC 692921	143	8033576771175	1/24	PCE	A
EC 692921F	145	8033954871824	1/10	PCE	A
EC 692924	146	8053676575893	1/10	PCE	A
EC 6929241	147	8053676576111	1/10	PCE	A
EC 6929241F	149	8033954872180	1/10	PCE	A
EC 692924F	148	8033954872005	1/10	PCE	A
EC 69292F	144	8033954871640	1/10	PCE	A
EC 69293	142	8033576771106	1/24	PCE	A
EC 692931	143	8033576771182	1/24	PCE	A
EC 692931F	145	8033954871831	1/10	PCE	A
EC 692934	146	8053676575909	1/10	PCE	A
EC 6929341	147	8053676576128	1/10	PCE	A
EC 6929341F	149	8033954872197	1/10	PCE	A
EC 692934F	148	8033954872012	1/10	PCE	A
EC 69293F	144	8033954871657	1/10	PCE	A
EC 69294	142	8033576771120	1/24	PCE	A
EC 692941	143	8033576771205	1/24	PCE	A
EC 692941F	145	8033954871886	1/10	PCE	A
EC 692944	146	8053676575954	1/10	PCE	A
EC 6929441	147	8053676576173	1/10	PCE	A
EC 6929441F	149	8033954872241	1/10	PCE	A
EC 692944F	148	8033954872067	1/10	PCE	A
EC 69294F	144	8033954871101	1/10	PCE	A
EC 69296	142	8033576771137	1/24	PCE	A
EC 692961	143	8033576771212	1/24	PCE	A
EC 692961F	145	8033954871916	1/10	PCE	A
EC 692964	146	8053676575985	1/10	PCE	A
EC 6929641	147	8053676576203	1/10	PCE	A
EC 6929641F	149	8033954872272	1/10	PCE	A
EC 692964F	148	8033954872098	1/10	PCE	A
EC 69296F	144	8033954871732	1/10	PCE	A
EC 69297	142	8033576771144	1/24	PCE	A
EC 692971	143	8033576771229	1/24	PCE	A
EC 692971F	145	8033954871923	1/10	PCE	A
EC 692974	146	8053676575992	1/10	PCE	A
EC 6929741	147	8053676576210	1/10	PCE	A
EC 6929741F	149	8033954872289	1/10	PCE	A
EC 692974F	148	8033954872104	1/10	PCE	A
EC 69297F	144	8033954871749	1/10	PCE	A
EC 69350	137	8033576770918	2/16	PCE	A
EC 6					

Approval key: IMQ



NF NF =B

ÖVE ÖVE =C

UL C UL US=D



TEST REPORT = F

Item	Page	Barcode	Packaging	UM	Approvals
EC 69655	137	803357679324	2/8	PCE	A
EC 69671	131	803357679218	2/8	PCE	A
EC 69673	131	803357679232	2/8	PCE	A
EC 69674	131	803357679225	2/8	PCE	A
EC 69675	131	803357679249	2/8	PCE	A
EC 69681	135	803357679256	2/8	PCE	A
EC 69683	135	803357679270	2/8	PCE	A
EC 69684	135	803357679263	2/8	PCE	A
EC 69685	135	803357679287	2/8	PCE	A
EC 69901	218	8032793879107	1	PCE	
EC 69903	218	8032793879114	1	PCE	
EC 69905	218	8053676576661	1	PCE	
EC 6992020	218	803357679522	1	PCE	
EC 6992020L	218	803357679539	1	PCE	
EC 6992021	218	8032793871033	1	PCE	
EC 6992021L	218	8032793871040	1	PCE	
EC 6992021XL	218	8032793871057	1	PCE	
EC 6992022	218	8032793872337	1	PCE	
EC 6992022L	218	8032793872344	1	PCE	
EC 6992022XL	218	8032793872351	1	PCE	
EC 6992025	218	803357679546	1	PCE	
EC 6992025L	218	803357679553	1	PCE	
EC 6992120	219	803357679560	1	PCE	
EC 6992121	219	803357679577	1	PCE	
EC 6992121L	219	803357679584	1	PCE	
EC 6992122	219	803357679591	1	PCE	
EC 6992122L	219	803357679607	1	PCE	
EC 6992124	219	803357679614	1	PCE	
EC 6992124L	219	803357679621	1	PCE	
EC 6992125	219	803357679638	1	PCE	
EC 6992126	219	803357679645	1	PCE	
EC 6992130	219	803357679652	1	PCE	
EC 6992131	219	803357679669	1	PCE	
EC 6992131L	219	803357679676	1	PCE	
EC 6992134	219	803357679683	1	PCE	
EC 6992134L	219	803357679690	1	PCE	
EC 6992135	219	803357679706	1	PCE	
EC 6992136	219	803357679713	1	PCE	
EC 6992320	220	803357679720	1	PCE	
EC 6992320L	221	803357679867	1	PCE	
EC 6992320LM	223	8033954870148	1	PCE	
EC 6992320M	222	8033954870001	1	PCE	
EC 6992324	220	803357679737	1	PCE	
EC 6992324L	221	803357679874	1	PCE	
EC 6992324LM	223	8033954870155	1	PCE	
EC 6992324M	222	8033954870018	1	PCE	
EC 6992325	220	803357679744	1	PCE	
EC 6992325L	221	803357679881	1	PCE	
EC 6992325LM	223	8033954870162	1	PCE	
EC 6992325M	222	8033954870025	1	PCE	
EC 6992326	220	803357679751	1	PCE	
EC 6992326L	221	803357679898	1	PCE	
EC 6992326LM	223	8033954870179	1	PCE	
EC 6992326M	222	8033954870032	1	PCE	
EC 6992327	220	803357679768	1	PCE	
EC 6992327L	221	803357679904	1	PCE	
EC 6992327LM	223	8033954870186	1	PCE	
EC 6992327M	222	8033954870049	1	PCE	
EC 6992328	220	803357679775	1	PCE	
EC 6992328L	221	803357679911	1	PCE	
EC 6992328LM	223	8033954870193	1	PCE	
EC 6992328M	222	8033954870056	1	PCE	
EC 6992329	220	803357679782	1	PCE	
EC 6992329L	221	803357679928	1	PCE	
EC 6992329LM	223	8033954870209	1	PCE	
EC 6992329M	222	8033954870063	1	PCE	
EC 6992330	220	803357679799	1	PCE	
EC 6992330L	221	803357679935	1	PCE	
EC 6992330LM	223	8033954870216	1	PCE	
EC 6992330M	222	8033954870070	1	PCE	
EC 6992334	220	803357679805	1	PCE	
EC 6992334L	221	803357679942	1	PCE	
EC 6992334LM	223	8033954870223	1	PCE	
EC 6992334M	222	8033954870087	1	PCE	
EC 6992335	220	803357679812	1	PCE	
EC 6992335L	221	803357679959	1	PCE	
EC 6992335LM	223	8033954870230	1	PCE	
EC 6992335M	222	8033954870094	1	PCE	
EC 6992336	220	803357679829	1	PCE	
EC 6992336L	221	803357679966	1	PCE	
EC 6992336LM	223	8033954870247	1	PCE	
EC 6992336M	222	8033954870100	1	PCE	
EC 6992337	220	803357679836	1	PCE	
EC 6992337L	221	803357679973	1	PCE	
EC 6992337LM	223	8033954870254	1	PCE	
EC 6992337M	222	8033954870117	1	PCE	
EC 6992338	220	803357679843	1	PCE	
EC 6992338L	221	803357679980	1	PCE	
EC 6992338LM	223	8033954870261	1	PCE	
EC 6992338M	222	8033954870124	1	PCE	
EC 6992339	220	803357679850	1	PCE	
EC 6992339L	221	803357679997	1	PCE	
EC 6992339LM	223	8033954870278	1	PCE	
EC 6992339M	222	8033954870131	1	PCE	
EC 69991	224	8033954870285	1	PCE	
EC 69991L	224	8033954870346	1	PCE	
EC 69993	224	8033954870292	1	PCE	
EC 69993L	224	8033954870353	1	PCE	
EC 69995	224	8033954870308	1	PCE	
EC 69995L	224	8033954870360	1	PCE	
EC 69996	224	8033954870315	1	PCE	
EC 69997	224	8033954870322	1	PCE	
EC 69999	224	8033954870339	1	PCE	
EC 699P10	225	8033954873354	1	PCE	
EC 699P11	225	8033954873361	1	PCE	
EC 699P12	225	8033954873378	1	PCE	
EC 699P13	225	8033954873385	1	PCE	
EC 699P14	225	8033954873392	1	PCE	
EC 699P15	225	8033954873408	1	PCE	
EC 699P16	225	8033954873415	1	PCE	
EC 699P17	225	8033954873422	1	PCE	
EC 699P18	225	8033954873439	1	PCE	

Item	Page	Barcode	Packaging	UM	Approvals
EC 699P20	225	8033954873446	1	PCE	
EC 699P21	225	8033954873453	1	PCE	
EC 699P22	225	8033954873460	1	PCE	
EC 699P23	225	8033954873477	1	PCE	
EC 699P24	225	8033954873484	1	PCE	
EC 699P25	225	8033954873491	1	PCE	
EC 699P26	225	8033954873507	1	PCE	
EC 699P27	225	8033954873514	1	PCE	
EC 699P28	225	8033954873521	1	PCE	
EC 699P30	226	8053676578078	1	PCE	
EC 699P31	226	8053676578085	1	PCE	
EC 699P32	226	8053676578092	1	PCE	
EC 699P33	226	8053676578108	1	PCE	
EC 699P34	226	8053676578115	1	PCE	
EC 699P35	226	8053676578122	1	PCE	
EC 699P36	226	8053676578139	1	PCE	
EC 699P37	226	8053676578146	1	PCE	
EC 699P38	226	8053676578153	1	PCE	
EC 699P40	226	8053676578160	1	PCE	
EC 699P41	226	8053676578177	1	PCE	
EC 699P42	226	8053676578184	1	PCE	
EC 699P43	226	8053676578191	1	PCE	
EC 699P44	226	8053676578207	1	PCE	
EC 699P45	226	8053676578214	1	PCE	
EC 699P46	226	8053676578221	1	PCE	
EC 699P47	226	8053676578238	1	PCE	
EC 699P48	226	8053676578245	1	PCE	
EC 70016	335	8032636763624	25/500	PCE	A
EC 70020	335	8032636763631	25/500	PCE	A
EC 70025	335	8032636763648	25/400	PCE	A
EC 70032	335	8032636763655	25/200	PCE	A
EC 70040	335	8032636763662	10/100	PCE	A
EC 70050	335	8032636763679	10/70	PCE	A
EC 71016	335	8032636763686	25/500	PCE	A
EC 71020	335	8032636763693	25/400	PCE	A
EC 71025	335	8032636763709	25/250	PCE	A
EC 71032	335	8032636763716	25/150	PCE	A
EC 71040	335	8032636763723	10/70	PCE	A
EC 71050	335	8032636763730	10/50	PCE	A
EC 72016	335	8032636763747	25/500	PCE	A
EC 72020	335	8032636763754	25/500	PCE	A
EC 72025	335	8032636763761	25/300	PCE	A
EC 72032	335	8032636763778	25/200	PCE	A
EC 72040	335	8032636763785	10/100	PCE	A
EC 72050	335	8032636763792	10/60	PCE	A
EC 73016	335	8032636763808	25/300	PCE	A
EC 73020	335	8032636763815	25/200	PCE	A
EC 73025	335	8032636763822	25/100	PCE	A
EC 73032	335	8032636763839	10/50	PCE	A
EC 73040	335	8032636763846	10/30	PCE	A
EC 73050	335	8032636763853	15	PCE	A
EC 74016	331	8032636763488	10/250	PCE	A
EC 74020	331	8032636763495	10/200	PCE	A
EC 74025	331	8032636763502	10/150	PCE	A
EC 74032	331	8032636763518	10/100	PCE	A
EC 74040	331	8032636763525	5/50	PCE	A
EC 74050	331	8032636763532	5/40	PCE	A
EC 74116	331	8032793870388	10/350	PCE	A
EC 74120	331	8032793870395	10/350	PCE	A
EC 74125	331	8032793870401	10/200	PCE	A
EC 74132	331	8032793870418	10/100	PCE	A
EC 74140	331	8032793870425	5/80	PCE	A
EC 74150	331	8032793870432	5/40	PCE	A
EC 74216	331	8032793870449	10/350	PCE	A
EC 74220	331	8032793870456	10/250	PCE	A
EC 74225	331	8032793870463	10/200	PCE	A
EC 74232	331	8032793870470	10/100	PCE	A
EC 74240	331	8032793870487	5/80	PCE	A
EC 74250	331	8032793870494	5/40	PCE	A
EC 74316	331	8032793870777	10/150	PCE	A
EC 74320	331	8032793870784	10/100	PCE	A
EC 74325	331	8032793870791	10/100	PCE	A
EC 74332	331	8032793870807	10/50	PCE	A
EC 74340	331	8032793870814	5/20	PCE	A
EC 74350	331	8032793870821	5/15	PCE	A
EC 80012025	352	8032636763860	100/5000	PCE	
EC 8001225	352	8032636763891	100/5000	PCE	
EC 8001436	352	8032636763907	100/5000	PCE	
EC 8001625	352	8032636763921	100/5000	PCE	
EC 8001648	352	8032636			

ALPHANUMERIC INDEX



Approval key: IMQ



NF NF =B



UL C UL US=D



TEST REPORT = F

Item	Page	Barcode	Packaging	UM	Approvals
EC 83048	352	8032636764560	100/5000	PCE	
EC 84036	352	8032636764584	100/5000	PCE	
EC 84048	352	8032636764591	100/5000	PCE	
EC 85048	353	8032636764607	100/5000	PCE	
EC 85090	353	8032636764614	100/5000	PCE	
EC 86048	353	8032636764621	100/5000	PCE	
EC 86090	353	8032636764638	100/5000	PCE	
EC 8701025	352	8032636764645	100/5000	PCE	
EC 8702025	352	8032636764652	100/5000	PCE	
EC 88085	353	8032636764669	100/5000	PCE	
EC 890010	363	8033576771885	10/900	PCE	
EC 890011	363	8033576771892	10/500	PCE	
EC 890012	363	8033576771908	10/400	PCE	
EC 890013	363	8033576771915	10/250	PCE	
EC 890014	363	8033576771922	10/200	PCE	
EC 890015	363	8033576771939	10/100	PCE	
EC 890016	363	8033576771946	5/450	PCE	
EC 890017	363	8033576771953	5/240	PCE	
EC 890020	363	8033576771960	1/40	PCE	
EC 890021	363	8033576771977	1/150	PCE	
EC 890050	246	8033576772066	10/340	PCE	
EC 890051	246	8033576772073	10/320	PCE	
EC 890052	246	8033576772080	10/240	PCE	
EC 890053	246	8033576772097	10/340	PCE	
EC 890054	246	8033576772103	10/320	PCE	
EC 890055	246	8033576772110	10/240	PCE	
EC 890056	246	8033576772127	10/340	PCE	
EC 890057	246	8033576772134	10/320	PCE	
EC 890058	246	8033576772141	10/240	PCE	
EC 90010060	104	8032793870098	16	LM	
EC 9006040	100	8032793870074	30	LM	
EC 9007055	101	8032793870517	24	LM	
EC 9008060	102	8032793870081	16	LM	
EC 9009065	103	8032793870524	16	LM	
EC 901Y	106	8032793872931	20	PCE	
EC 90201	106	8032793872924	1/20	PCE	
EC 9036040	100	8032793878728	30	PCE	
EC 9038060	102	8032793878742	30	PCE	
EC 90401	105	8032793878773	24	PCE	
EC 90402	105	8032793878780	24	PCE	
EC 90403	105	8032793878797	24	PCE	
EC 90411	105	8032793878803	24	PCE	
EC 91010060	104	8032793870128	10	PCE	
EC 9106040	100	8032793870104	10	PCE	
EC 9107055	101	8032793870531	10	PCE	
EC 9108060	102	8032793870111	10	PCE	
EC 9109065	103	8032793870838	10	PCE	
EC 92010060	104	8032793870159	10	PCE	
EC 9206040	100	8032793870135	10	PCE	
EC 9207055	101	8032793870845	10	PCE	
EC 9208060	102	8032793870142	10	PCE	
EC 9209065	103	8032793870852	10	PCE	
EC 93010060	104	8032793870180	10	PCE	
EC 9306040	100	8032793870166	10	PCE	
EC 9307055	101	8032793870869	10	PCE	
EC 9308060	102	8032793870173	10	PCE	
EC 9309065	103	8032793870876	10	PCE	
EC 94010060	104	8032793870210	20	PCE	
EC 9406040	100	8032793870197	20	PCE	
EC 9407055	101	8032793870883	20	PCE	
EC 9408060	102	8032793870203	20	PCE	
EC 9409065	103	8032793870890	20	PCE	
EC 95010060	104	8032793870241	10	PCE	
EC 9506040	100	8032793870227	10	PCE	
EC 9507055	101	8032793870906	10	PCE	
EC 9508060	102	8032793870234	10	PCE	
EC 9509065	103	8032793873266	10	PCE	
EC 96010060	104	8032793870289	20	PCE	
EC 9606040	100	8032793870258	20	PCE	
EC 9607055	101	8032793874133	20	PCE	
EC 9608060	102	8032793870265	20	PCE	
EC 9609065	103	8032793874201	20	PCE	
EC 97010060	104	8032793870319	20	PCE	
EC 9706040	100	8032793870296	20	PCE	
EC 9707055	101	8032793874225	20	PCE	
EC 9708060	102	8032793870302	20	PCE	
EC 9709065	103	8032793874270	20	PCE	
EC 98010060	104	8032793870340	10	PCE	
EC 9806040	100	8032793870326	10	PCE	
EC 9807055	101	8032793874287	10	PCE	
EC 9808060	102	8032793870333	10	PCE	
EC 9809065	103	8032793876106	10	PCE	
EC 990GFE16	106	8032793870357	30/4050	LM	
EC 990GFE18	106	8032793870364	30/3360	LM	
EC 990GFE20	106	8032793870371	30/3360	LM	
EA A100100	114	8032636764683	16	LM	A,D,E
EA A10040	114	8032636764690	28	LM	A,D,E
EA A10060	114	8032636764706	20	LM	A,D,E
EA A10080	114	8032636764713	24	LM	A,D,E
EA A12040	114	8032636764720	24	LM	A,D,E
EA A12060	114	8032636764737	20	LM	A,D,E
EA A12080	114	8032636764744	16	LM	A,D,E
EA A2525	114	8032636764751	100	LM	A,D,E
EA A2540	114	8032636764768	100	LM	A,D,E
EA A2560	114	8032636764775	70	LM	A,D,E
EA A2580	114	8032636764782	56	LM	A,D,E
EA A40100	114	8032636764799	32	LM	A,D,E
EA A4025	114	8032636764805	80	LM	A,D,E
EA A4040	114	8032636764812	70	LM	A,D,E
EA A4060	114	8032636764829	56	LM	A,D,E
EA A4080	114	8032636764836	40	LM	A,D,E
EA A60100	114	8032636764843	24	LM	A,D,E
EA A6040	114	8032636764850	50	LM	A,D,E
EA A6060	114	8032636764867	32	LM	A,D,E
EA A6080	114	8032636764874	36	LM	A,D,E
EA A80100	114	8032636764881	24	LM	A,D,E
EA A8040	114	8032636764898	40	LM	A,D,E
EA A8060	114	8032636764904	28	LM	A,D,E
EA A8080	114	8032636764911	30	LM	A,D,E
EC AC16	342	8032793871132	1	PCE	
EC AC20	342	8032793871149	1	PCE	
EC AC25	342	8032793871156	1	PCE	

Item	Page	Barcode	Packaging	UM	Approvals
EC AC32	342	8032793871163	1	PCE	
EC ADC	120	8033576779201	1	PCE	
EC AE10040B	74	8032636764928	10	PCE	A,B
EC AE10060B	75	8032636764935	10	PCE	A,B
EC AE10080B	76	8032636764942	10	PCE	A,B
EC AE12040B	77	8032636764959	10	PCE	A,B
EC AE12060B	78	8032636764966	10	PCE	A,B
EC AE12080B	79	8032636764973	10	PCE	A,B
EC AE15060B	80	8032636764980	8	PCE	A,B
EC AE1517B	46	8032636764997	10/50	PCE	A,B
EC AE20060B	81	8032636765000	4	PCE	A,B
EC AE20080B	82	8032636765017	4	PCE	A,B
EC AE2010B	42	8032636765024	10/50	PCE	A,B
EC AE2210B	43	8032636765031	10/50	PCE	A,B
EC AE2213B	40	8053676578764	5/50	PCE	B
EC AE2517B	47	8032636765048	10/50	PCE	A,B
EC AE2525B	50	8032636765055	10/50	PCE	A,B
EC AE3010B	44	8032636765062	10/50	PCE	A,B
EC AE3213B	41	8053676578771	5/50	PCE	B
EC AE4010B	45	8032636765079	10/50	PCE	A,B
EC AE4017B	48	8032636765086	10/50	PCE	A,B
EC AE4025B	51	8032636765093	10/50	PCE	A,B
EC AE4040B	68	8032636765109	10/50	PCE	A,B
EC AE6017B	49	8032636765116	10/50	PCE	A,B
EC AE6040B	69	8032636765123	10/50	PCE	A,B
EC AE6060B	70	8032636765130	10	PCE	A,B
EC AE8040B	71	8032636765147	10	PCE	A,B
EC AE8060B	72	8032636765154	10	PCE	A,B
EC AE8080B	73	8032636765161	10	PCE	A,B
EC AI10040B	74	8032636765178	10	PCE	A,B
EC AI10060B	75	8032636765185	10	PCE	A,B
EC AI10080B	76	8032636765192	10	PCE	A,B
EC AI12040B	77	8032636765208	10	PCE	A,B
EC AI12060B	78	8032636765215	10	PCE	A,B
EC AI12080B	79	8032636765222	10	PCE	A,B
EC AI15060B	80	8032636765239	8	PCE	A,B
EC AI1517B	46	8032636765246	10/50	PCE	A,B
EC AI20060B	81	8032636765253	5	PCE	A,B
EC AI20080B	82	8032636765260	5	PCE	A,B
EC AI2010B	42	8032636765277	10/50	PCE	A,B
EC AI2210B	43	8032636765284	10/50	PCE	A,B
EC AI2213B	40	8053676578740	5/50	PCE	B
EC AI2517B	47	8032636765291	10/50	PCE	A,B
EC AI2525B	50	8032636765307	10/50	PCE	A,B
EC AI3010B	44	8032636765314	10/50	PCE	A,B
EC AI3213B	41	8053676578757	5/50	PCE	B
EC AI4010B	45	8032636765321	10/50	PCE	A,B
EC AI4017B	48	8032636765338	10/50	PCE	A,B
EC AI4025B	51	8032636765345	10/50	PCE	A,B
EC AI4040B	68	8032636765352	10/50	PCE	A,B
EC AI6017B	49	8032636765369	10/50	PCE	A,B
EC AI6040B	69	8032636765376	10/50	PCE	A,B
EC AI6060B	70	8032636765383	10	PCE	A,B
EC AI8040B	71	8032636765390	10	PCE	A,B
EC AI8060B	72	8032636765406	10	PCE	A,B
EC AI8080B	73	8032636765413	10	PCE	A,B
EC AP10040B	74	8032636765420	10	PCE	A,B
EC AP10060B	75	8032636765437	10	PCE	A,B
EC AP10080B	76	8032636765444	10	PCE	A,B
EC AP12040B	77	8032636765451	10	PCE	A,B
EC AP12060B	78	8032636765468	10	PCE	A,B
EC AP12080B	79	8032636765475	8	PCE	A,B
EC AP15060B	80	8032636765482	8	PCE	A,B
EC AP1517B	46	8032636765499	10/50	PCE	A,B
EC AP20060B	81	8032636765505	8	PCE	A,B
EC AP20080B	82	8032636765512	6	PCE	A,B
EC AP2010B	42	8032636765529	10/50	PCE	A,B
EC AP2210B	43	8032636765536	10/50	PCE	A,B
EC AP2213B	40	8053676578788	5/50	PCE	B
EC AP2517B	47	8032636765543	10/50	PCE	A,B
EC AP2525B	50	8032636765550	10/50	PCE	A,B
EC AP3010B	44	8032636765567	10/50	PCE	A,B
EC AP3213B	41	8053676578795	5/50	PCE	B
EC AP4010B	45	8032636765574	10/50	PCE	A,B
EC AP4017B	48	8032636765581	10/50	PCE	A,B
EC AP4025B	51	8032636765598	10/50	PCE	A,B
EC AP4040B	68	80326367656			

Approval key: IMQ



NF NF =B



UL C UL US=D



TEST REPORT = F

Item	Page	Barcode	Packaging	UM	Approvals
EC CF32	344	8032636765833	50/800	PCE	
EC CF40	344	8032636765840	50/400	PCE	
EC CF50	344	8032636765857	25/250	PCE	
EC CFC12	348	8032636765864	100/1000	PCE	
EC CFC20	348	8032636765871	100/1000	PCE	
EC CFC25	348	8032636765888	100/800	PCE	
EC CFC32	348	8032636765895	50/500	PCE	
EC CFC40	348	8054382041382	50/400	PCE	
EC CFC50	348	8054382041399	25/250	PCE	
EC CFF1	349	8032636765901	100/1400	PCE	
EC CFF2	349	8032636765918	50/700	PCE	
EC CI16	343	8032636765925	100/400	PCE	
EC CI20	343	8032636765932	100/300	PCE	
EC CI25	343	8032636765949	100/200	PCE	
EC CI32	343	8032636765956	50/150	PCE	
EC CO100100	66	8032636765963	5/25	PCE	A,B,F
EC CO10040	66	8032636765970	5/25	PCE	A,B,F
EC CO10060	66	8032636765987	5/25	PCE	A,B,F
EC CO10080	66	8032636765994	5/25	PCE	A,B,F
EC CO12040	66	8032636766007	5/25	PCE	A,B,F
EC CO12060	66	8032636766014	5/25	PCE	A,B,F
EC CO12080	66	8032636766021	5/25	PCE	A,B,F
EC CO150	66	8032636766038	5/25	PCE	A,B
EC CO200	66	8032636766045	5/25	PCE	A,B
EC CO40100	66	8032636766052	5/25	PCE	A,B,F
EC CO40400	66	8032636766069	5/25	PCE	A,B,F
EC CO40600	66	8032636766076	5/25	PCE	A,B,F
EC CO4080	66	8032636766083	5/25	PCE	A,B,F
EC CO60100	66	8032636766090	5/25	PCE	A,B,F
EC CO6040	66	8032636766106	5/25	PCE	A,B,F
EC CO6060	66	8032636766113	5/25	PCE	A,B,F
EC CO6080	66	8032636766120	5/25	PCE	A,B,F
EC CO80100	66	8032636766137	5/25	PCE	A,B,F
EC CO8040	66	8032636766144	5/25	PCE	A,B,F
EC CO8060	66	8032636766151	5/25	PCE	A,B,F
EC CO8080	66	8032636766168	5/25	PCE	A,B,F
EC CP100100B	65	80326367660012	16	LM	A,B
EC CP100100G	65	80326367660029	16	LM	A
EC CP10040B	65	80326367660036	28	LM	A,B
EC CP10040G	65	80326367660043	28	LM	A
EC CP10060B	65	80326367660050	20	LM	A,B
EC CP10060G	65	80326367660067	20	LM	A
EC CP10080B	65	80326367660074	24	LM	A,B
EC CP10080G	65	80326367660081	24	LM	A
EC CP12040B	65	80326367660098	24	LM	A,B
EC CP12040G	65	80326367660104	24	LM	A
EC CP12060B	65	80326367660111	20	LM	A,B
EC CP12060G	65	80326367660128	20	LM	A
EC CP12080B	65	80326367660135	16	LM	A,B
EC CP12080G	65	80326367660142	16	LM	A
EC CP15060B	65	80326367660159	16	LM	A,B
EC CP15060G	65	80326367660166	16	LM	A
EC CP20060B	65	80326367660203	16	LM	A,B
EC CP20060G	65	80326367660210	16	LM	A
EC CP20080B	65	80326367660227	12	LM	A,B
EC CP20080G	65	80326367660234	12	LM	A
EC CP2540B	64	80326367660357	100	LM	A,B
EC CP2540G	64	80326367660364	100	LM	A
EC CP2560B	64	80326367660371	70	LM	A,B
EC CP2560G	64	80326367660388	70	LM	A
EC CP2580B	64	80326367660395	56	LM	A,B
EC CP2580G	64	80326367660401	56	LM	A
EC CP40100B	64	80326367661187	32	LM	A,B
EC CP40100G	64	80326367661194	32	LM	A
EC CP4040B	64	80326367661286	70	LM	A,B
EC CP4040G	64	80326367661293	70	LM	A
EC CP4060B	64	80326367661323	56	LM	A,B
EC CP4060G	64	80326367661330	56	LM	A
EC CP4080B	64	80326367661347	40	LM	A,B
EC CP4080G	64	80326367661354	40	LM	A
EC CP5050B	64	8032793878865	24	LM	A,B
EC CP5050G	64	80326367662054	24	LM	A
EC CP60100B	64	80326367662825	24	LM	A,B
EC CP60100G	64	80326367662832	24	LM	A
EC CP6040B	64	80326367662863	50	LM	A,B
EC CP6040G	64	80326367662870	50	LM	A
EC CP6060B	64	80326367662887	32	LM	A,B
EC CP6060G	64	80326367662894	32	LM	A
EC CP6080B	64	80326367662900	36	LM	A,B
EC CP6080G	64	80326367662917	36	LM	A
EC CP7550B	65	8033954871220	40	LM	A
EC CP7550G	65	8033954871237	40	LM	A
EC CP80100B	65	80326367664164	24	LM	A,B
EC CP80100G	65	80326367664171	24	LM	A
EC CP8040B	65	80326367664188	40	LM	A,B
EC CP8040G	65	80326367664195	40	LM	A
EC CP8060B	65	80326367664201	28	LM	A,B
EC CP8060G	65	80326367664218	28	LM	A
EC CP8080B	65	80326367664225	30	LM	A,B
EC CP8080G	65	80326367664232	30	LM	A
EC CPB	40	8032636766175	5/50	PCE	A,B
EC CPH10040	83	8053676576470	28	LM	
EC CPH10060	83	8053676576487	20	LM	
EC CPH10080	83	8053676576494	24	LM	
EC CPH12040	83	8053676576500	24	LM	
EC CPH12060	83	8053676576517	20	LM	
EC CPH12080	83	8053676576524	16	LM	
EC CPH2540	83	8053676576357	100	LM	
EC CPH2560	83	8053676576364	70	LM	
EC CPH2580	83	8053676576371	56	LM	
EC CPH4040	83	8053676576388	70	LM	
EC CPH4060	83	8053676576395	56	LM	
EC CPH4080	83	8053676576401	40	LM	
EC CPH6040	83	8053676576418	50	LM	
EC CPH6060	83	8053676576425	32	LM	
EC CPH6080	83	8053676576432	36	LM	
EC CPH8040	83	8053676576449	40	LM	
EC CPH8060	83	8053676576456	28	LM	
EC CPH8080	83	8053676576463	30	LM	
EC CR100B	66	8053676576784	60	LM	
EC CR100G	115	8033954873576	60	LM	
EC CR100HG	119	8033954876041	60	LM	

Item	Page	Barcode	Packaging	UM	Approvals
EC CR120B	66	8053676576791	80	LM	
EC CR120G	115	8033954873583	80	LM	
EC CR120HG	119	8033954876058	80	LM	
EC CR150B	66	8053676576807	60	LM	
EC CR200B	66	8053676576814	40	LM	
EC CR25B	66	8053676576746	100	LM	
EC CR25G	115	8033954873538	100	LM	
EC CR25HG	119	8033954876003	100	LM	
EC CR40B	66	8053676576753	100	LM	
EC CR40G	115	8033954873545	100	LM	
EC CR40HG	119	8033954876010	100	LM	
EC CR60B	66	8053676576760	100	LM	
EC CR60G	115	8033954873552	100	LM	
EC CR60HG	119	8033954876027	100	LM	
EC CR80B	66	8053676576777	100	LM	
EC CR80G	115	8033954873569	100	LM	
EC CR80HG	119	8033954876034	100	LM	
EC CR516	341	8032636766199	50/1000	PCE	A,B
EC CR516H	344	8033576771625	50/1000	PCE	
EC CR520	341	8032636766205	50/600	PCE	A,B
EC CR520H	344	8033576771632	50/600	PCE	
EC CR525	341	8032636766212	25/300	PCE	A,B
EC CR525H	344	8033576771649	25/300	PCE	
EC CR532	341	8032636766229	100	PCE	A,B
EC CR532H	344	8033576771656	100	PCE	
EC CR540	341	8032636766236	100	PCE	A,B
EC CR540H	344	8033576771663	100	PCE	
EC CR550	341	8032636766243	50	PCE	A,B
EC CR550H	344	8033576771670	50	PCE	
EC CS16	337	8032636766267	10/200	PCE	A
EC CS20	337	8032636766274	10/200	PCE	A
EC CS25	337	8032636766281	10/100	PCE	A
EC CS32	337	8032636766298	10/50	PCE	A
EC CS40	337	8032636766304	5/20	PCE	A
EC CS50	337	8032636766311	12	PCE	A
EC CT16	349	8032636766328	100/1000	PCE	
EC CT20	349	8032636766335	100/1000	PCE	
EC CT25	349	8032636766342	100/800	PCE	
EC CT32	349	8032636766359	50/400	PCE	
EC CV16	341	8033576778495	20/300	PCE	
EC CV20	341	8033576778501	20/200	PCE	
EC CV25	341	8033576778518	20/120	PCE	
EC CV32	341	8033954873743	10/80	PCE	
EC CX516	339	8032636766366	50/200	PCE	
EC CX520	339	8032636766373	50/200	PCE	
EC CX525	339	8032636766380	35/140	PCE	
EC CX532	339	8032636766397	20/80	PCE	
EC CX540	339	8032636766403	15/60	PCE	
EC CX550	339	8032636766410	10/40	PCE	
EC CX716	339	8032636766427	50/200	PCE	
EC CX720	339	8032636766434	50/200	PCE	
EC CX725	339	8032636766441	35/140	PCE	
EC CX732	339	8032636766458	20/80	PCE	
EC CX740	339	8032636766465	10/40	PCE	
EC CX750	339	8032636766472	10/40	PCE	
EC GC	348	8032636766489	400	PCE	
EC GFE08	327	8032636766496	30/2070	LM	D
EC GFE08N	327	8032793873004	30/2070	LM	D
EC GFE10	327	8032636766519	30/1800	LM	D
EC GFE10N	327	8032793873051	30/1800	LM	D
EC GFE12	327	8032636766533	30/1800	LM	A,D
EC GFE12N	327	8032793873068	30/1800	LM	D
EC GFE14	327	8032636766557	30/1440	LM	D
EC GFE14N	327	8032793873280	30/1440	LM	D
EC GFE16	327	8032636766571	30/1080	LM	A,D
EC GFE16N	327	8032793873297	30/1080	LM	D
EC GFE20	327	8032636766595	30/1080	LM	A,D
EC GFE20N	327	8032793873303	30/1080	LM	D
EC GFE22	327	8032636766618	30/720	LM	D
EC GFE22N	327	8032793873310	30/720	LM	D
EC GFE25	327	8032636766632	30/600	LM	A,D
EC GFE25N	327	8032793873327	30/600	LM	D
EC GFE28	327	8032636766656	30/480	LM	D
EC GFE28N	327	8032793873334	30/480	LM	D
EC GFE32	327	8032636766679	30/480	LM	A,D
EC GFE32N	327	8032793873341	30/480	LM	D
EC GFE35	327	8032636766694	30/480	LM	D
EC GFE35N	327	8032793873358	30/480	LM	D
EC GFE40	327	8032636766717	30/360	LM	A,D
EC GFE40N	327	8032793873365</			

ALPHANUMERIC INDEX



Approval key: IMQ



NF NF =B

ÖVE ÖVE =C

UL C US=D



RINA =E TEST REPORT = F

Item	Page	Barcode	Packaging	UM	Approvals
EC GSU50	342	8032636767059	25/100	PCE	A,B
EC GSU50H	344	8033576771731	25/100	PCE	
EC GT10BW50	350	8033576777801	50/6000	PCE	
EC GT10GW50	350	8033954870681	50/6000	PCE	
EC GT13BW50	350	8033576777818	50/7000	PCE	
EC GT13GW50	350	8033954870698	50/7000	PCE	
EC GT16BW50	350	8032793878308	50/4000	PCE	
EC GT16GW50	350	8032793878872	50/4000	PCE	
EC GT19BW50	350	8032793878315	50/3000	PCE	
EC GT19GW50	350	8032793878889	50/3000	PCE	
EC GT25BW50	350	8032793878322	50/1600	PCE	
EC GT25GW50	350	8032793878896	50/1600	PCE	
EC GT4BW50	350	8033576777962	50/20000	PCE	
EC GT4GW50	350	8033954870650	50/20000	PCE	
EC GT6BW50	350	8033576777788	50/12000	PCE	
EC GT6GW50	350	8033954870667	50/12000	PCE	
EC GT7BW50	350	8032793872276	50/12000	PCE	
EC GT7GW50	350	8032793872283	50/12000	PCE	
EC GT8BW50	350	8033576777795	50/10000	PCE	
EC GT8GW50	350	8033954870674	50/10000	PCE	
EC GU10040B	74	8032636767264	20	PCE	A,B
EC GU10060B	75	8032636767271	20	PCE	A,B
EC GU10080B	76	8032636767288	20	PCE	A,B
EC GU12040B	77	8032636767295	20	PCE	A,B
EC GU12060B	78	8032636767301	10	PCE	A,B
EC GU12080B	79	8032636767318	10	PCE	A,B
EC GU15060B	80	8032636767325	10	PCE	A,B
EC GU1517B	46	8032636767332	10/50	PCE	A,B
EC GU20060B	81	8032636767349	10	PCE	A,B
EC GU20080B	82	8032636767356	10	PCE	A,B
EC GU2010B	42	8032636767363	10/50	PCE	A,B
EC GU2210B	43	8032636767370	10/50	PCE	A,B
EC GU2213B	40	8053676578801	10/50	PCE	A,B
EC GU2517B	47	8032636767387	10/50	PCE	A,B
EC GU2525B	50	8032636767394	10/50	PCE	A,B
EC GU3010B	44	8032636767400	10/50	PCE	A,B
EC GU3213B	41	8053676578818	10/50	PCE	A,B
EC GU4010B	45	8032636767417	10/50	PCE	A,B
EC GU4017B	48	8032636767424	10/50	PCE	A,B
EC GU4025B	51	8032636767431	10/50	PCE	A,B
EC GU4040B	68	8032636767448	10/50	PCE	A,B
EC GU6017B	49	8032636767455	10/50	PCE	A,B
EC GU6040B	69	8032636767462	10/50	PCE	A,B
EC GU6060B	70	8032636767479	20	PCE	A,B
EC GU8040B	71	8032636767486	20	PCE	A,B
EC GU8060B	72	8032636767493	20	PCE	A,B
EC GU8080B	73	8032636767509	20	PCE	A,B
EC GX10	346	8032636767516	25/500	PCE	D
EC GX10-9	347	8032636767523	25/500	PCE	
EC GX10-9N	347	8032636767530	25/500	PCE	
EC GX10M	346	8033576770123	25/500	PCE	
EC GX10MN	346	8033954870665	25/500	PCE	
EC GX10N	346	8032636767547	25/500	PCE	D
EC GX12	346	8032636767554	25/500	PCE	A,D
EC GX12-11	347	8032636767561	25/500	PCE	
EC GX12-11N	347	8032636767578	25/500	PCE	
EC GX12-13	347	8032636767585	25/500	PCE	
EC GX12-13N	347	8032636767592	25/500	PCE	
EC GX12M	346	8032793874522	25/500	PCE	
EC GX12MN	346	8033954876072	25/500	PCE	
EC GX12N	346	8032636767608	25/500	PCE	D
EC GX14	346	8032636767615	25/400	PCE	D
EC GX14-13	347	8032636767622	25/400	PCE	
EC GX14-13N	347	8032636767639	25/400	PCE	
EC GX14N	346	8032636767646	25/400	PCE	D
EC GX16	346	8032636767653	25/350	PCE	A,D
EC GX16-11	347	8032636767660	25/350	PCE	
EC GX16-11N	347	8032636767677	25/350	PCE	
EC GX16-13	347	8032636767684	25/350	PCE	
EC GX16-13N	347	8032636767691	25/350	PCE	
EC GX16-16	347	8032636767707	25/350	PCE	
EC GX16-16N	347	8032636767714	25/350	PCE	
EC GX16M	346	8032793874539	25/350	PCE	
EC GX16MN	346	8033954876089	25/350	PCE	
EC GX16N	346	8032636767721	25/350	PCE	D
EC GX20	346	8032636767738	25/250	PCE	A,D
EC GX20-21	347	8032636767745	25/250	PCE	
EC GX20-21N	347	8032636767752	25/250	PCE	
EC GX20M	346	8032793874546	25/250	PCE	
EC GX20MN	346	8033954876096	25/250	PCE	
EC GX20N	346	8032636767769	25/250	PCE	D
EC GX22	346	8032636767776	25/250	PCE	D
EC GX22-21	347	8032636767783	25/250	PCE	
EC GX22-21N	347	8032636767790	25/250	PCE	
EC GX22N	346	8032636767806	25/250	PCE	D
EC GX25	346	8032636767813	10/150	PCE	A,D
EC GX25-29	347	8032636767820	10/150	PCE	
EC GX25-29N	347	8032636767837	10/150	PCE	
EC GX25M	346	8032793874553	10/150	PCE	
EC GX25MN	346	8033954876102	10/150	PCE	
EC GX25N	346	8032636767844	10/150	PCE	D
EC GX28	346	8032636767851	10/120	PCE	D
EC GX28-29	347	8032636767868	10/120	PCE	
EC GX28-29N	347	8032636767875	10/120	PCE	
EC GX28N	346	8032636767882	10/120	PCE	
EC GX32	346	8032636767899	10/90	PCE	A,D
EC GX32-36	347	8032636767905	10/90	PCE	
EC GX32-36N	347	8032636767912	10/90	PCE	
EC GX32M	346	8032793874560	10/90	PCE	
EC GX32MN	346	8033954876119	10/90	PCE	
EC GX32N	346	8032636767929	10/90	PCE	
EC GX35	346	8032636767936	10/70	PCE	D
EC GX35-36	347	8032636767943	10/70	PCE	
EC GX35-36N	347	8032636767950	10/70	PCE	
EC GX35N	346	8032636767967	10/70	PCE	
EC GX40	346	8032636767974	10/60	PCE	A,D
EC GX40M	346	8032793874577	10/60	PCE	
EC GX40MN	346	8033954876126	10/60	PCE	
EC GX40N	346	8032636767981	10/60	PCE	
EC GX50	346	8032636767998	10/50	PCE	A,D
EC GX50M	346	8032793874584	10/50	PCE	
EC GX50MN	346	8033954876133	10/50	PCE	

Item	Page	Barcode	Packaging	UM	Approvals
EC GX50N	346	8032636768001	10/50	PCE	
EC ICTA16	325	8033576779355	100/7000	LM	B
EC ICTA163G15R	326		100/2800	LM	
EC ICTA163G15U	326		100/2800	LM	
EC ICTA163G25R	326		100/2800	LM	
EC ICTA163G25U	326		100/2800	LM	
EC ICTA164G15R	326		100/2800	LM	
EC ICTA164G15U	326		100/2800	LM	
EC ICTA165G15R	326		100/2800	LM	
EC ICTA165G15U	326		100/2800	LM	
EC ICTA165G25U	326		100/2800	LM	
EC ICTA16HF	325	8053676576531	100/7000	LM	F
EC ICTA16HFT	325	8053676576593	100/7000	LM	F
EC ICTA16T	325	8033954874542	100/7000	LM	B
EC ICTA20	325	8033576779362	100/5000	LM	B
EC ICTA205G25R	326		100/2400	LM	
EC ICTA205G25U	326		100/2400	LM	
EC ICTA20HF	325	8053676576548	100/5000	LM	F
EC ICTA20HFT	325	8053676576609	100/5000	LM	F
EC ICTA20T	325	8033954874559	100/5000	LM	B
EC ICTA25	325	8033576779379	100/3600	LM	B
EC ICTA25HF	325	8053676576555	100/3600	LM	F
EC ICTA25HFT	325	8053676576616	100/3600	LM	F
EC ICTA25T	325	8033954874566	100/3600	LM	B
EC ICTA32	325	8033576779386	50/1800	LM	B
EC ICTA32HF	325	8053676576562	50/1800	LM	F
EC ICTA32HFT	325	8053676576623	50/1800	LM	F
EC ICTA32T	325	8033954874573	50/1800	LM	B
EC ICTA40	325	8033576779393	25/1000	LM	F
EC ICTA40HF	325	8053676576579	25/1000	LM	F
EC ICTA40HFT	325	8053676576630	25/1000	LM	F
EC ICTA40T	325	8033954874580	25/1000	LM	F
EC ICTA50	325	8033954874610	25/800	LM	
EC ICTA50HF	325	8053676576586	25/800	LM	F
EC ICTA50HFT	325	8053676576647	25/800	LM	F
EC ICTA50T	325	8033954874597	25/800	LM	
EC K22101	216	8033576775470	1/10	PCE	
EC K22102	216	8033576775487	1/10	PCE	
EC K22103	216	8033576775494	1/10	PCE	
EC K22104	216	8033954879042	1/4	PCE	
EC K22105	216	8033954879059	1/2	PCE	
EC K22106	216	8053676570263	1/2	PCE	
EC K22310	217	8033954870537	1	PCE	
EC K22311	217	8033954870544	1	PCE	
EC K22422	217	8053676570324	1	PCE	
EC K22426	217	8053676570331	1	PCE	
EC K33601	209	8054382041146	100	PCE	A
EC K33602	209	8054382041184	100	PCE	A
EC K33603	209	8054382041160	50	PCE	A
EC K33604	209	8054382041207	50	PCE	A
EC K33605	210	8054382041269	100	PCE	A
EC K33606	210	8054382041283	50	PCE	
EC K33607	210	8054382041306	100	PCE	A
EC K33608	210	8054382041320	50	PCE	
EC K33609	211	8054382041344	100	PCE	A
EC K33610	211	8054382041368	50	PCE	
EC K33611	209	8054382041153	100	PCE	A
EC K33612	209	8054382041191	100	PCE	A
EC K33613	209	8054382041177	50	PCE	A
EC K33614	209	8054382041214	50	PCE	A
EC K33615	210	8054382041276	100	PCE	A
EC K33616	210	8054382041290	50	PCE	
EC K33617	210	8054382041313	100	PCE	A
EC K33618	210	8054382041337	50	PCE	
EC K33619	211	8054382041351	100	PCE	A
EC K33620	211	8054382041375	50	PCE	
EC KIT100A	75	8032636768018	1/10	PCE	A
EC KIT100B	75	8032636768025	1/10	PCE	A
EC KIT100C	75	8032636768032	1/10	PCE	A
EC KIT120A	78	8032636768049	1/10	PCE	A
EC KIT120B	78	8032636768056	1/10	PCE	A
EC KIT120C	78	8032636768063	1/10	PCE	A
EC KIT150A	80	8032636768070	1/5	PCE	A
EC KIT150B	80	8032636768087	1/5	PCE	A
EC KIT150C	80	8032636768094	1/5	PCE	A
EC KIT800	72	8032636768100	1/10	PCE	A
EC L4000LD	257	8033576777405	50	PCE	
EC L4000LN					

Approval key: IMQ



NF NF = B



ÖVE ÖVE = C



UL C US = D



RINA = E

TEST REPORT = F

Item	Page	Barcode	Packaging	UM	Approvals
EC MC2210-1M	34	8053676575206	100	LM	A
EC MC2210B	34	8032636760272	100	LM	A,B
EC MC2210G	34	8032636760289	100	LM	A
EC MC2210M	34	8053676575213	100	LM	A
EC MC3213-1B	36	8053676578726	100	LM	B
EC MC2213-1B	36	8053676578733	80	LM	B
EC MC2517AB	37	8032636760296	60	LM	A
EC MC2517AG	37	8053676571079	80	LM	A
EC MC2517AM	37	8053676571079	60	LM	A
EC MC2517AM	37	8053676575220	80	LM	A
EC MC2517AM	37	8053676575220	60	LM	A
EC MC2517B	34	8032636760300	80	LM	A,B
EC MC2517G	34	8032636760319	80	LM	A
EC MC2517M	34	8053676575237	80	LM	A
EC MC2525AB	37	8032636760326	80	LM	A
EC MC2525AG	37	8053676571086	80	LM	A
EC MC2525AM	37	8053676575244	80	LM	A
EC MC2525B	34	8032636760333	100	LM	A,B
EC MC2525G	34	8032636760340	100	LM	A
EC MC2525M	34	8053676575251	100	LM	A
EC MC3010-1B	34	8032793872955	80	LM	A,B
EC MC3010-1G	34	8053676571093	80	LM	A
EC MC3010-1M	34	8053676575268	80	LM	A
EC MC3010AB	37	8032636760463	80	LM	A
EC MC3010AG	37	8053676571109	80	LM	A
EC MC3010AM	37	8053676575275	80	LM	A
EC MC3010B	34	8032636760470	80	LM	A,B
EC MC3010G	34	8032636760487	80	LM	A
EC MC3010M	34	8053676575282	80	LM	A
EC MC3015B	35	803357679133	80	LM	A
EC MC3015G	35	8053676571116	80	LM	A
EC MC3015M	35	8053676575299	80	LM	A
EC MC3030B	35	803357679140	80	LM	A
EC MC3030G	35	8053676571123	80	LM	A
EC MC3030M	35	8053676575305	80	LM	A
EC MC4010B	34	8032636761200	60	LM	A,B
EC MC4010G	34	8032636761217	60	LM	A
EC MC4010M	34	8053676575312	60	LM	A
EC MC4017-1B	34	8032793872962	50	LM	A,B
EC MC4017-1G	34	8053676571130	50	LM	A
EC MC4017-1M	34	8053676575329	50	LM	A
EC MC4017AB	37	8032636761248	80	LM	A
EC MC4017AG	37	8053676571147	80	LM	A
EC MC4017AM	37	8053676575336	80	LM	A
EC MC4017B	34	8032636761224	50	LM	A,B
EC MC4017G	34	8032636761231	50	LM	A
EC MC4017M	34	8053676575343	50	LM	A
EC MC4025AB	37	8032636761255	60	LM	A
EC MC4025AG	37	8053676571154	60	LM	A
EC MC4025AM	37	8053676575350	60	LM	A
EC MC4025B	34	8032636761262	80	LM	A,B
EC MC4025G	34	8032636761279	80	LM	A
EC MC4025M	34	8053676575367	80	LM	A
EC MC5020-1B	34	8032636762030	60	LM	A,B
EC MC5020-1G	34	8053676571161	60	LM	A
EC MC5020-1M	34	8053676575374	60	LM	A
EC MC5020-2B	34	8032636762047	60	LM	A,B
EC MC5020-2G	34	8053676571376	60	LM	A
EC MC5020-2M	34	8053676575381	60	LM	A
EC MC5020B	34	8032636762016	60	LM	A,B
EC MC5020G	34	8053676571383	60	LM	A
EC MC5020M	34	8053676575398	60	LM	A
EC MC6017B	34	8032636762849	70	LM	A,B
EC MC6017G	34	8032636762856	70	LM	A
EC MC6017M	34	8053676575404	70	LM	A
EC MS16	337	8032636768209	10/350	PCE	A
EC MS20	337	8032636768216	10/200	PCE	A
EC MS25	337	8032636768223	10/200	PCE	A
EC MS32	337	8032636768230	10/100	PCE	A
EC MS40	337	8032636768247	5/80	PCE	A
EC MS50	337	8032636768254	5/40	PCE	A
EC P03	122	8032636768261	25/500	LM	A
EC P04	122	8032636768278	25/500	LM	A
EC P06	122	8032636768285	25/300	LM	A
EC P08	122	8032636768292	25/200	LM	A
EC P1.5	122	8032636768308	25/500	LM	A
EC P10	122	8032636768315	25/150	LM	A
EC P12	122	8032636768322	25/120	LM	A
EC P14	122	8032636768339	25/100	LM	A
EC P5050	121	8032636768346	24	LM	A
EC P7550	121	8033954871244	40	LM	A
EC PA03	122	8032636768353	25/500	LM	A
EC PA04	122	8032636768360	25/500	LM	A
EC PA06	122	8032636768377	25/300	LM	A
EC PA08	122	8032636768384	25/200	LM	A
EC PA1.5	122	8032636768391	25/500	LM	A
EC PA10	122	8032636768407	25/150	LM	A
EC PA12	122	8032636768414	25/120	LM	A
EC PA14	122	8032636768421	25/100	LM	A
EC PN03	122	8032636768438	25/500	LM	A
EC PN04	122	8032636768445	25/500	LM	A
EC PN06	122	8032636768452	25/300	LM	A
EC PN08	122	8032636768469	25/200	LM	A
EC PN1.5	122	8032636768476	25/500	LM	A
EC PN10	122	8032636768483	25/150	LM	A
EC PN12	122	8032636768490	25/120	LM	A
EC PN14	122	8032636768506	25/100	LM	A
EC POZ.20	345	8032793870920	1	PCE	A
EC POZ.25	345	8032793870913	1	PCE	A
EC POZ.30	345	8032793870937	1	PCE	A
EC POZ.40	345	8032793870944	1	PCE	A
EC RS16	338	8032636768537	10/200	PCE	A
EC RS20	338	8032636768544	10/200	PCE	A
EC RS25	338	8032636768551	10/160	PCE	A
EC RS32	338	8032636768568	10/80	PCE	A
EC RS40	338	8032636768575	5/60	PCE	A
EC RS50	338	8032636768582	5/40	PCE	A
EC S100100	116	8032636768599	16	LM	A,D,E
EC S10040	116	8032636768605	28	LM	A,D,E
EC S10060	116	8032636768612	20	LM	A,D,E
EC S10080	116	8032636768629	24	LM	A,D,E
EC S12040	116	8032636768636	24	LM	A,D,E

Item	Page	Barcode	Packaging	UM	Approvals
EC S12060	116	8032636768643	20	LM	A,D,E
EC S12080	116	8032636768650	16	LM	A,D,E
EC S2525	116	8032636768667	100	LM	A,D,E
EC S2540	116	8032636768674	100	LM	A,D,E
EC S2560	116	8032636768681	70	LM	A,D,E
EC S2580	116	8032636768698	56	LM	A,D,E
EC S3-05	351	8032636768704	340	PCE	A
EC S3-10	351	8032636768711	180	PCE	A
EC S3-15	351	8032636768728	120	PCE	A
EC S3-20	351	8032636768735	90	PCE	A
EC S3-25	351	8032636768742	70	PCE	A
EC S3-30	351	8032636768759	60	PCE	A
EC S40100	116	8032636768827	32	LM	A,D,E
EC S4025	116	8032636768834	80	LM	A,D,E
EC S4040	116	8032636768841	70	LM	A,D,E
EC S4-05	351	8032636768766	200	PCE	A
EC S4060	116	8032636768858	56	LM	A,D,E
EC S4080	116	8032636768865	40	LM	A,D,E
EC S4-10	351	8032636768773	100	PCE	A
EC S4-15	351	8032636768780	60	PCE	A
EC S4-20	351	8032636768797	50	PCE	A
EC S4-25	351	8032636768803	40	PCE	A
EC S4-30	351	8032636768810	36	PCE	A
EC S60100	116	8032636768872	24	LM	A,D,E
EC S6040	116	8032636768889	50	LM	A,D,E
EC S6060	116	8032636768896	32	LM	A,D,E
EC S6080	116	8032636768902	36	LM	A,D,E
EC S80100	116	8032636768919	24	LM	A,D,E
EC S8040	116	8032636768926	40	LM	A,D,E
EC S8060	116	8032636768933	28	LM	A,D,E
EC S8080	116	8032636768940	30	LM	A,D,E
EC SESB	65	8032636768957	50	LM	A,B
EC SESG	65	8032636768964	50	LM	A,D,E
EC SH10040	118	8032793873969	28	LM	F
EC SH10060	118	8032793873976	20	LM	F
EC SH10080	118	8032793873983	24	LM	F
EC SH12040	118	8032793873990	24	LM	F
EC SH12060	118	8032793874003	20	LM	F
EC SH12080	118	8032793874010	16	LM	F
EC SH2540	118	8032793873839	100	LM	F
EC SH2560	118	8032793873846	70	LM	F
EC SH2580	118	8032793873853	56	LM	F
EC SH4040	118	8032793874027	70	LM	F
EC SH4060	118	8032793873877	56	LM	F
EC SH4080	118	8032793873884	40	LM	F
EC SH6040	118	8032793873907	50	LM	F
EC SH6060	118	8032793873914	32	LM	F
EC SH6080	118	8032793873921	36	LM	F
EC SH8040	118	8032793873938	40	LM	F
EC SH8060	118	8032793873945	28	LM	F
EC SH8080	118	8032793873952	30	LM	F
EC SM0	40	8032636768995	30	PCE	A
EC SM1	40	8032636768997	30	PCE	A
EC SM2	40	8032636768998	30	PCE	A
EC SPA2213B	40	8053676578863	1/30	PCE	B
EC SPA3213B	41	8053676578870	1/30	PCE	B
EC SPA45B	43	8032793870500	1/30	PCE	B
EC SPA60B	40	8032636769008	1/25	PCE	A
EC SPA70B	40	8032636769022	1/50	PCE	A,B
EC SPA80B	40	8053676576869	1/35	PCE	A
EC SPA90B	40	8053676576876	1/24	PCE	A
EC SSB1	40	8032636769046	1/25	PCE	A
EC SSB2	68	8032636769053	1/5	PCE	A
EC SSB3	73	8032636769060	1/4	PCE	A
EC T1517B	46	8032636769077	10/50	PCE	A,B
EC T21010	42	8032636769084	10/50	PCE	A,B
EC T2210B	43	8032636769091	10/50	PCE	A,B
EC T2213B	40	8053676578849	10/50	PCE	B
EC T2517B	47	8032636769107	10/50	PCE	A,B
EC T2525B	50	8032636769114	10/50	PCE	A,B
EC T3010B	44	8032636769121	10/50	PCE	A,B
EC T3213B	41	8053676578856	10/50	PCE	B
EC T4010B	45	8032636769138	10/50	PCE	A,B
EC T4017B	48	8032636769145	10/50	PCE	A,B
EC T4025B	51	8032636769152	10/50	PCE	A,B
EC T4040B	68	8032636769169	10/50	PCE	A,B
EC T6017B	49	8032636769176	10/50	PCE	A,B
EC T6040B	69	8032636769183	10/50	PCE	A,B
EC T6060B	70	8032636769190	10	PCE	A,B
ECTC10	350	803			

ALPHANUMERIC INDEX



Approval key: IMQ



NF NF = B



UL C UL US = D



RINA = E TEST REPORT = F

Item	Page	Barcode	Packaging	UM	Approvals
ECTC1516M	321	8032793872665	100/6000	LM	
ECTC1516T	321	8032636766748	100/6000	LM	A
ECTC1516TB	321	8032793872542	100/6000	LM	
ECTC1516TBL	321	8032793872627	100/6000	LM	
ECTC1516TL	321	8032793872788	100/6000	LM	
ECTC1516TM	321	8032793872702	100/6000	LM	
ECTC1516TVE	321	8032793872467	100/6000	LM	
ECTC1516VE	321	8032793872429	100/6000	LM	
ECTC1520	321	8032636766526	100/5200	LM	A
ECTC152010	321	8032793876410	216	PCE	A
ECTC152010T	321	8032793876441	216	PCE	A
ECTC152025	321	8032793876359	132	PCE	A
ECTC152025T	321	8032793876380	132	PCE	A
ECTC152050	321	8032793876311	50/3300	LM	A
ECTC152050T	321	8032793876335	50/3300	LM	A
ECTC1520B	321	8032793872511	100/5200	LM	
ECTC1520BL	321	8032793872597	100/5200	LM	
ECTC1520L	321	8032793872757	100/5200	LM	
ECTC1520M	321	8032793872672	100/5200	LM	
ECTC1520T	321	8032636766762	100/5200	LM	A
ECTC1520TB	321	8032793872559	100/5200	LM	
ECTC1520TBL	321	8032793872634	100/5200	LM	
ECTC1520TL	321	8032793872795	100/5200	LM	
ECTC1520TM	321	8032793872719	100/5200	LM	
ECTC1520TVE	321	8032793872474	100/5200	LM	
ECTC1520VE	321	8032793872436	100/5200	LM	
ECTC1525	321	8032636766540	50/3000	LM	A
ECTC152510	321	8032793876427	165	PCE	A
ECTC152510T	321	8032793876458	165	PCE	A
ECTC152525	321	8032793876366	99	PCE	A
ECTC152525T	321	8032793876397	99	PCE	A
ECTC1525B	321	8032793872528	50/3000	LM	
ECTC1525BL	321	8032793872603	50/3000	LM	
ECTC1525L	321	8032793872764	50/3000	LM	
ECTC1525M	321	8032793872689	50/3000	LM	
ECTC1525T	321	8032793872382	50/3000	LM	A
ECTC1525TB	321	8032793872566	50/3000	LM	
ECTC1525TBL	321	8032793872641	50/3000	LM	
ECTC1525TL	321	8032793872801	50/3000	LM	
ECTC1525TM	321	8032793872726	50/3000	LM	
ECTC1525TVE	321	8032793872481	50/3000	LM	
ECTC1525VE	321	8032793872443	50/3000	LM	
ECTC1532	321	8032636766564	25/1600	LM	A
ECTC1532B	321	8032793872535	25/1600	LM	
ECTC1532BL	321	8032793872610	25/1600	LM	
ECTC1532L	321	8032793872771	25/1600	LM	
ECTC1532M	321	8032793872696	25/1600	LM	
ECTC1532T	321	8032793872399	25/1600	LM	A
ECTC1532TB	321	8032793872573	25/1600	LM	
ECTC1532TBL	321	8032793872658	25/1600	LM	
ECTC1532TL	321	8032793872818	25/1600	LM	
ECTC1532TM	321	8032793872733	25/1600	LM	
ECTC1532TVE	321	8032793872498	25/1600	LM	
ECTC1532VE	321	8032793872450	25/1600	LM	
ECTC1540	321	8032636766588	25/1000	LM	
ECTC1540T	321	8032793872405	25/1000	LM	
ECTC1550	321	8032636766601	25/800	LM	
ECTC1550T	321	8032793872412	25/800	LM	
ECTC1816	323	8032793879336	100/6000	LM	C
ECTC181610	323	8032793879459	288	PCE	C
ECTC181625	323	8032793879428	165	PCE	C
ECTC181650	323	8032793879343	50/4800	LM	C
ECTC1820	323	8032793879350	100/4800	LM	C
ECTC182010	323	8032793879466	216	PCE	C
ECTC182025	323	8032793879435	121	PCE	C
ECTC182050	323	8032793879367	50/3300	LM	C
ECTC1825	323	8032793879374	50/2800	LM	C
ECTC182510	323	8032793879473	154	PCE	C
ECTC1825100	323	8032793879381	100/3600	LM	C
ECTC182525	323	8032793879442	90	PCE	C
ECTC1832	323	8032793879398	25/1600	LM	C
ECTC183250	323	8033576770086	50/1800	LM	C
ECTC1840	323	8032793879404	25/1000	LM	C
ECTC1850	323	8032793879411	25/800	LM	C
ECTC5	350	8032636769213	100/6000	PCE	
ECTC6	350	8032636769220	100/5000	PCE	
ECTC8	350	8032636769237	100/3000	PCE	
ECTFLFX13	293	8032636769930	100/2000	PCE	
ECTFLFX16	345	8032636769244	100/2000	PCE	
ECTFLFX18	293	8032636769947	100/2000	PCE	
ECTFLFX20	345	8032636769251	100/2000	PCE	
ECTFLFX25	345	8032636769268	100/1500	PCE	
ECTFLFX32	345	8032636769275	50/800	PCE	
ECTFLFX40	345	8032636769282	50/500	PCE	
ECTFLFX50	345	8032636769299	50/300	PCE	
ECTG1216	319	8032793879480	102/3162	LM	
ECTG1216-2	319	8032793879541	68/2108	LM	
ECTG1216B	319	8032793879602	102/3162	LM	C
ECTG1216B-2	319	8032793879664	68/2108	LM	C
ECTG1220	319	8032793879497	102/2040	LM	
ECTG1220-2	319	8032793879558	68/1360	LM	
ECTG1220B	319	8032793879619	102/2040	LM	C
ECTG1220B-2	319	8032793879671	68/1360	LM	C
ECTG1225	319	8032793879503	60/1440	LM	
ECTG1225-2	319	8032793879565	40/960	LM	
ECTG1225B	319	8032793879626	60/1440	LM	C
ECTG1225B-2	319	8032793879688	40/960	LM	C
ECTG1232	319	8032793879510	30/840	LM	

Item	Page	Barcode	Packaging	UM	Approvals
ECTG1232-2	319	8032793879572	20/560	LM	
ECTG1232B	319	8032793879633	30/840	LM	C
ECTG1232B-2	319	8032793879695	20/560	LM	C
ECTG1240	319	8032793879527	30/540	LM	
ECTG1240-2	319	8032793879589	20/360	LM	
ECTG1240B	319	8032793879640	30/540	LM	C
ECTG1240B-2	319	8032793879701	20/360	LM	C
ECTG1250	319	8032793879534	15/360	LM	
ECTG1250-2	319	8032793879596	10/240	LM	
ECTG1250B	319	8032793879657	15/360	LM	C
ECTG1250B-2	319	8032793879718	10/240	LM	C
ECTG1516	318	8032636766625	102/3162	LM	A,B
ECTG1516-2	318	8032793876168	68/2108	LM	A,B
ECTG1516B	318	8032793876960	75/3000	LM	B
ECTG1516B-2	318	8032793879725	50/2000	LM	B
ECTG1520	318	8032636766649	102/2040	LM	A,B
ECTG1520-2	318	8032793876175	68/1360	LM	A,B
ECTG1520B	318	8032793876977	51/2040	LM	B
ECTG1520B-2	318	8032793879732	34/1360	LM	B
ECTG1525	318	8032636766663	60/1440	LM	A,B
ECTG1525-2	318	8032793876182	40/960	LM	A,B
ECTG1525B	318	8032793876984	51/1428	LM	B
ECTG1525B-2	318	8032793879749	34/952	LM	B
ECTG1532	318	8032636766687	30/840	LM	A,B
ECTG1532-2	318	8032793876199	20/560	LM	A,B
ECTG1532B	318	8032793876991	30/840	LM	B
ECTG1532B-2	318	8032793879756	20/560	LM	B
ECTG1540	318	8032636766700	30/540	LM	A,B
ECTG1540-2	318	8032793877004	21/420	LM	B
ECTG1540B	318	8032793879763	14/280	LM	B
ECTG1550	318	8032636766724	15/360	LM	A,B
ECTG1550-2	318	8032793876212	10/240	LM	A,B
ECTG1550B	318	8032793877011	15/360	LM	B
ECTG1550B-2	318	8032793879770	10/240	LM	B
ECTG1563	318	8033576778426	180	LM	
ECTG2016B	320	8032793879787	102/3162	LM	F
ECTG2020B	320	8032793879794	102/2040	LM	F
ECTG2025B	320	8032793879800	60/1440	LM	F
ECTG2032B	320	8032793879817	30/840	LM	F
ECTG2040B	320	8032793879824	30/540	LM	F
ECTG2050B	320	8032793879831	15/360	LM	F
ECTG2116	320	8032793879848	102/3162	LM	
ECTG2120	320	8032793879855	102/2040	LM	
ECTG2125	320	8032793879862	60/1440	LM	
ECTG2132	320	8032793879879	30/840	LM	
ECTG2140	320	8032793879886	30/540	LM	
ECTG2150	320	8032793879893	15/360	LM	
ECTI16	343	8032636769329	100/300	PCE	
ECTI20	343	8032636769336	50/200	PCE	
ECTI25	343	8032636769343	25/100	PCE	
ECTI32	343	8032636769350	25/100	PCE	
ECTP1216	324	8033954874429	100/7000	LM	
ECTP1220	324	8033954874436	100/5000	LM	
ECTP1225	324	8033954874443	50/3000	LM	
ECTP1232	324	8033954874450	25/1600	LM	
ECTP1240	324	8033954874467	25/1000	LM	
ECTP1250	324	8033954874474	25/800	LM	
ECTP1516	324	8033954874481	100/7000	LM	
ECTP1520	324	8033954874498	100/5000	LM	
ECTP1525	324	8033954874504	50/3000	LM	
ECTP1532	324	8033954874511	25/1600	LM	
ECTP1540	324	8033954874528	25/1000	LM	
ECTP1550	324	8033954874535	25/800	LM	
ECTP2016	324	8053676576296	100/7000	LM	F
ECTP2020	324	8053676576302	100/5000	LM	F
ECTP2025	324	8053676576319	50/3000	LM	F
ECTP2032	324	8053676576326	25/1600	LM	F
ECTP2040	324	8053676576333	25/1000	LM	F
ECTP2050	324	8053676576340	25/800	LM	F
ECTT10040B	74	8032636769442	20	PCE	A,B
ECTT10060B	75	8032636769459	20	PCE	A,B
ECTT10080B	76	8032636769466	20	PCE	A,B
ECTT12040B	77	8032636769473	20	PCE	A,B
ECTT12060B	78	8032636769480	20	PCE	A,B
ECTT12080B	79	8032636769497	20	PCE	A,B
ECTT15060B	80	8032636769503	10	PCE	A,B
ECTT1517B	46	8032636769510	10/50	PCE	A,B
ECTT20060B	81	8032636769527	10	PCE	A,B
ECTT20080B	82	8032636769534	10	PCE	A,B
ECTT2010B	42	8032636769541	10/50	PCE	A,B
ECTT2210B	43	8032636769558	10/50	PCE	A,B
ECTT2213B	40	8053676578825	10/50	PCE	B
ECTT2517B	47	8032636769565	10/50	PCE	A,B
ECTT2525B	50	8032636769572	10/50	PCE	A,B
ECTT3010B	4				



ELETTROCANALI S.p.a.

Via Generale Dalla Chiesa, 18
24020 SCANZOROSCIATE (BG) Italia
Tel. +39 035 665077/668264
Fax +39 035 655475/6590705
info@elettrocanali.com

Branch Office:

Via Pianodardine 16/B - 83100 AVELLINO (AV) Italia
Tel. +39 0825 624128/9 - Fax +39 0825 622223
info@elettrocanali-av.com

www.elettrocanali.com